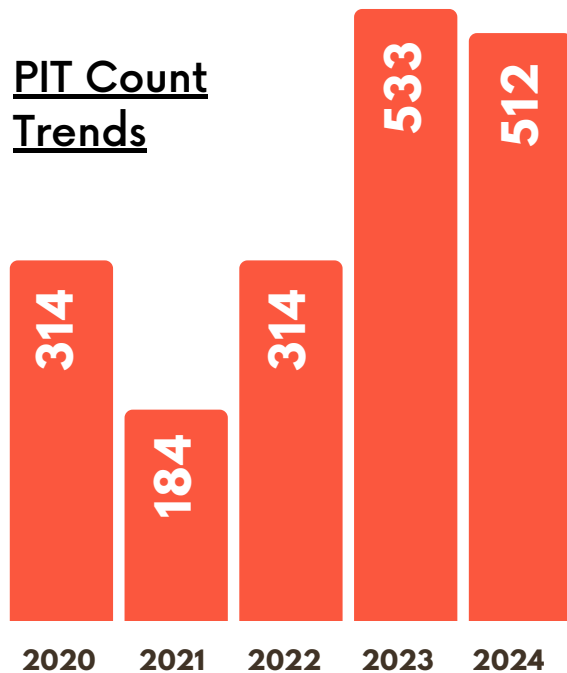


# Measuring Homelessness in Skagit County




**512** people experiencing homelessness were counted in Skagit County on January 25, 2024 during the annual Point in Time Count (PITC)

## PIT Count Trends



## Sheltered vs. Unsheltered



*\*unsheltered does not include individuals temporarily living with friends or family, those currently in the hospital or at a behavioral health facility, or individuals who are incarcerated.*

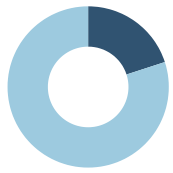
## Race and Ethnicity

Homelessness continues to disproportionately impact communities of color.

**79%** of unsheltered PIT Count respondents reported their last permanent address was in Skagit County

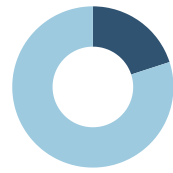
**28%**  
non-white population in Skagit County

**40%**  
non-white population experiencing homelessness seeking assistance through the Coordinated Entry system



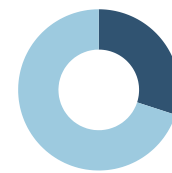
**32%**

children and youth  
(age 17 and younger)



**20%**

55 years  
and older



**33%**

households with at  
least one child

### Vulnerabilities

Individuals may be represented in more than one group.

Disability (physical or developmental)

**45%**

Mental Health Disorder

**45%**

Chronic Health Condition

**32%**

Domestic Violence

**27%**

Chronically Homeless

**22%**

Veteran **2%**

### Housing in Skagit County.



**\$1,407**

average rent



**5.9%**

highest increase in rent across  
the state (2-bed apartment)




**\$27.06**

hourly wage needed to  
afford a 2-bed apartment



**\$18.47**

average hourly wage  
of renter



**2.9%**

vacancy rate  
(3rd lowest in the state)

All data was collected from the 2024 Point in Time Count conducted on January 25, 2024, the Washington State Dept. of Commerce, the U.S. Dept. of Housing and Urban Development, the National Low Income Housing Coalition, and the University of Washington Center for Real Estate Research