



# **PROPOSED CAPITAL IMPROVEMENTS PLAN**

**The City of Mount Vernon, Washington  
for the years 2015- 2020**

**Presented - August 2014**

**CITY OF MOUNT VERNON  
CAPITAL IMPROVEMENTS PLAN  
TABLE OF CONTENTS**

	PAGE
I. INTRODUCTION	
• Executive Message .....	3
• Ordinance .....	6
Executive Summaries – Total of Funded and Unfunded Projects	
➤ New Project Proposal Summary .....	8
➤ Project Status (Complete/Cancelled) .....	9
➤ Cash Required - All Funds .....	10
➤ Cash Required – General Tax Revenues .....	11
➤ Borrowing Requirements – All Funds .....	12
• Funded Projects – Listed by Department .....	13
• Unfunded Projects – Listed by Department .....	16
II. CIP OVERVIEW	
• Capital Improvement Program Planning Overview .....	23
• Policies .....	27
• Map of City and Urban Growth Areas (With Quadrant Illustration).....	31
• Plan .....	33
III. CIP REVENUE AND FUNDING SOURCES	
• Funding Sources and Alternatives.....	39
Strategic Funds Available Outlook	
➤ Governmental Operating Funds .....	47
➤ Governmental Capital Project .....	48
➤ Debt Service Schedule .....	51
➤ Utility Operating Funds.....	52
➤ Wastewater Utility Capital Reserve Funds.....	54
• Project Funding Summary by Source– Funded Projects.....	55
• Project Funding Summary by Source – Unfunded Projects.....	62

**CITY OF MOUNT VERNON  
CAPITAL IMPROVEMENTS PLAN  
TABLE OF CONTENTS**

	PAGE
IV. DEPARTMENTAL REQUEST DETAIL	
• Fire Department – Project Totals.....	83
➤Funded Projects List.....	84
➤Unfunded Projects List .....	85
➤Projects Descriptions.....	63
• General Facilities – Project Totals .....	91
➤Funded Projects List.....	94
➤Unfunded Projects List .....	95
➤Projects Descriptions.....	96
• Information Services - Project Totals .....	103
➤Funded Projects List.....	104
➤Unfunded Projects List .....	105
➤Projects Descriptions.....	106
• Library Service – Project Totals.....	113
➤Funded Projects List.....	114
➤Unfunded Projects List .....	115
➤Projects Descriptions.....	116
• Parks and Recreation - Project Totals .....	123
➤Project Maps.....	127
➤Unfunded Projects List .....	135
➤Projects Descriptions.....	142
• Police Department - Project Totals.....	169
➤Unfunded Projects List .....	170
➤Projects Descriptions.....	171
• Surfacewater Utility – Project Totals .....	177
➤Project Maps.....	179
➤Funded Projects List.....	187
➤Unfunded Projects List .....	190
➤Projects Descriptions.....	191

**CITY OF MOUNT VERNON  
CAPITAL IMPROVEMENTS PLAN  
TABLE OF CONTENTS**

	PAGE
• Transportation – Project Totals.....	209
➤ Project Maps.....	213
➤ Funded Projects List.....	221
➤ Unfunded Projects List .....	223
➤ Projects Descriptions.....	228
• Wastewater Utility – Project Totals.....	263
➤ Project Maps.....	265
➤ Funded Projects List.....	273
➤ Unfunded Projects List .....	276
➤ Projects Descriptions.....	277
V. Project Status Summary .....	295

# **Introduction**



2015 - 2020

## *Capital Improvements Plan*

### **Mount Vernon**

*Mount Vernon is a City that is characterized by a “hometown” atmosphere, where Residents and Government work together in a trusting environment.*

*We encourage personal and economic vitality and pride in our accomplishments.*

*We promote cooperation with our neighbors to create a greater Community that is a preferred place to live, work and play.*

### **Our Goal:**

*Provide professional, efficient services to create a lifetime positive difference for our community.*

*The City of Mount Vernon, in partnership with residents and businesses, is dedicated to:*

- *Economic Expansion / Development*
- *Infrastructure*
- *Fiscal Responsibility*
- *Quality of Life: Public Safety -- Parks and Recreation -- Strong Neighborhoods*



July 2014

Residents of Mount Vernon,

This document is our annual update to the six-year Capital Improvements Plan (CIP) outlining major projects in applicable City Departments representing the years 2015 through 2020. The CIP document is crucial in long range planning and in the annual budget process. There are visionary projects and basic infrastructure items included, **most without funding sources**. Additionally, when the City applies for grants it is often times a requirement that the project is included in our CIP document.

Our document encompasses a wide variety of capital projects that the City of Mount Vernon plans or desires to undertake over the next six years. There are capital projects listed for a) Fire b) General Facilities c) Information Services d) Library e) Parks f) Police g) Surface Water, h) Transportation and i) the Wastewater Treatment Plant.

A total of 13 projects from last year's CIP were removed from this CIP (6 finished and 7 cancelled). In addition to capital projects that are carried over from last year, this year's CIP includes the addition of 2 new projects in Information Services, 2 in Park and 1 in Transportation.

The scope of the projects outlined reflects the City's Vision Statement, Mission Statement and Business Plan goals. Identified in this six-year plan are projects that enhance park and recreation facilities, public safety, and the future economic well being of the community. Our CIP document also addresses the projects that add to and increase the usability of the City's infrastructure.

This Plan will map a future for our City that will provide a stronger tax base, improve infrastructure, basic services, and enhance quality of life for our residents and business community. With this plan in mind the CIP projects are prioritized based on need, potential funding and their relationship to other improvements planned in our community.

The CIP shows a substantial investment in capital expenditures by the City, totaling \$131,387,000. It is important to note that our CIP includes projects that **are funded and unfunded**. Projects that are *funded* represent those projects that have revenue sources identified which could include grant funding that is already secured, while *unfunded* projects reflect those capital projects that the City would like to accomplish but do not have all revenue sources in place to fund the project. As mentioned above, having these projects in our CIP is a necessary element in securing potential State and/or Federal grant funds.

As a result of the Growth Management Act (GMA) passed in 1992, cities are required to do capital improvement planning, which becomes part of the overall comprehensive planning process. This Plan is presented to the Planning Commission and City Council to provide an overview and explanation of the major capital programs the City contemplates undertaking over the next six years. The CIP document is separate yet interrelated to the City's annual budget process, whereby the City will evaluate available funding sources and make specific decisions as to how projects will be funded in conjunction with balancing and maintaining the City's operational budgets.

I encourage you to review our CIP document and should you have questions or comments, you can contact me at 360-336-6211, or by e-mail at [mvmayor@mountvernonwa.gov](mailto:mvmayor@mountvernonwa.gov)

Sincerely,

A handwritten signature in blue ink, appearing to read "Jill Boudreau", with a long horizontal flourish extending to the right.

Jill Boudreau  
Mayor



**ORDINANCE NO.**

**AN ORDINANCE OF THE CITY OF MOUNT VERNON, WASHINGTON, AMENDING THE COMPREHENSIVE PLAN FOR THE CITY BY AMENDING THE CAPITAL IMPROVEMENT PLAN FOR THE PERIOD 2015-2020.**

**WHEREAS** Chapter 36.70A RCW, the Growth Management Act (“GMA”) mandates the City of Mount Vernon to develop and adopt a comprehensive plan consisting of several elements, including a capital facilities plan element that includes a six year financing plan (RCW 36.70A.070(3)), and

**WHEREAS** the GMA also mandates, in part, that “a City . . . shall perform its activities and make capital budget decisions in conformity with its Comprehensive Plan,” and

**WHEREAS** any revision to the Comprehensive Plan must be consistent with and implement the Comprehensive Plan, and conform to the GMA, and

**WHEREAS**, the Mount Vernon Planning Commission conducted a public hearing on August 5, 2014 after due notice thereof, at which hearing amendments to the City’s Comprehensive Plan in the form of a Capital Improvement Plan (CIP), were considered and public comment was taken, and

**WHEREAS**, the Planning Commission has recommended that the City Council approve the amended 2015-2020 CIP, and

**WHEREAS**, the Planning Commission of the City of Mount Vernon, having made a review of the proposed Comprehensive Plan amendments, recommended the amendments to the City Council for approval and adoption, copies of which amendments are on file in the office of the City Clerk, and

**WHEREAS**, the City Council has reviewed the amendments recommended by the Planning Commission and took testimony at a public hearing on August 13, 2014.

**NOW, THEREFORE, THE CITY COUNCIL OF THE CITY OF MOUNT VERNON, WASHINGTON, DOES ORDAIN AS FOLLOWS:**

**Section 1.** That the Comprehensive Plan is hereby amended through the adoption of the 2015-2020 Capital Improvement Plan element as recommended by the Planning Commission, said amendments to be substantially in the form of the proposed amendments on file in the office of the City Clerk.

**Section 2.** The Finance Director is hereby authorized and directed to transmit a complete copy of the final CIP, as adopted herein, to the appropriate governmental agencies. Copies of the CIP shall be made available for distribution to the general public through the Office of the Finance Director.

**Section 3.** The total estimated expenditures/revenues set forth in the CIP for each major category and the aggregate total for all categories combined are summarized as follows:

Fire Department	\$3,865,000
General Facilities	29,348,000
Information Services	164,000
Library Services	10,273,000
Parks	10,282,000

Police Department	143,000
Transportation	69,871,000
Surfacewater Utility	2,160,000
Wastewater Utility	<u>5,281,000</u>
Total CIP	\$131,387,000

**Section 4.** The various parts, sections and clauses of this Ordinance are hereby declared to be severable. If any part, sentence, paragraph, section or clause is adjudged to be unconstitutional or invalid by a court of competent jurisdiction, the remainder of this Ordinance shall not be affected thereby.

**Section 5.** This Ordinance shall take effect five (5) days after publication, as required by law.

**PASSED and APPROVED this \_\_\_\_\_ day of August, 2014.**

\_\_\_\_\_  
ALICIA D. HUSCHKA, Finance Director

SIGNED and APPROVED this \_\_\_\_\_ day of August, 2014.

\_\_\_\_\_  
JILL BOUDREAU, Mayor

Approved as to form:

\_\_\_\_\_  
KEVIN ROGERSON, City Attorney

Published \_\_\_\_\_

**CAPITAL IMPROVEMENTS PLAN 2015-2020  
NEW PROJECT PROPOSALS**

<b>DEPARTMENT/CIP #</b>	<b>DESCRIPTION</b>	<b>COST ESTIMATE</b>
<b><u>Information Services</u></b>		
IS-15-01	San Storage for Virtual Servers	\$32,000
IS-15-02	IDS-Security Breach Detection Equipment	\$27,000
<b>Total Fire &gt;</b>		<b>\$59,000</b>
<b><u>Park</u></b>		
P-15-01	Facility Roof Replacement	\$55,000
P-15-02	Kulshan Trail Lighting	\$250,000
<b>Total Park &gt;</b>		<b>\$305,000</b>
<b><u>Transportation</u></b>		
T-15-01	LED Street Light Installation Project	\$385,000
<b>Total Transportation &gt;</b>		<b>\$385,000</b>
<b>Total New Projects &gt;</b>		<b>\$749,000</b>

**CAPITAL IMPROVEMENTS PLAN  
PROJECTS FINISHED OR CANCELED IN 2014**

<b>DEPARTMENT/CIP #</b>	<b>DESCRIPTION</b>	<b>STATUS</b>	<b>COMMENTS</b>	<b>AMOUNT</b>
<b>General Facilities</b>				
G-08-02	Downtown Riverwalk Promenade	Finished	Completed in 2014	\$0
<b>Total General Facilities &gt;</b>				<b>\$0</b>
<b>Park</b>				
P-09-03	Hillcrest Park Modular Unit Remodel	Canceled	Non priority at this time	\$24,000
P-10-01	Hillcrest Tennis Court Resurfacing-All Four Court	Finished	Completed in 2014	\$50,000
P-11-01	Skagit Riverwalk Park	Finished	Completed in 2014	\$500,000
<b>Total Park &gt;</b>				<b>\$574,000</b>
<b>Surface Water</b>				
D-14-02	Stop Log Storage Building	Finished	Completed in 2014	\$150,000
<b>Total Surface Water &gt;</b>				<b>\$150,000</b>
<b>Waste Water</b>				
S-05-03	PH Control System	Canceled	Non priority at this time	\$25,000
S-05-04	WWTP Chemical Storage	Finished	Completed in 2014	\$12,000
S-07-03	Blower Variable Frequency Drive Upgrade	Canceled	Non priority at this time	\$25,000
S-08-01	Sodium Hypochlorite Feed System	Canceled	Non priority at this time	\$250,000
S-09-02	Belt Press Modificatins	Canceled	Non priority at this time	\$300,000
S-11-01	Short Circuit Remediation Project	Canceled	Non priority at this time	\$15,000
S-11-03	Primary Clarifier Weir Washers	Canceled	Non priority at this time	\$40,000
S-13-01	UV Building Partial Enclosure	Finished	Completed in 2014	\$25,000
<b>Total Waste Water &gt;</b>				<b>\$692,000</b>
<b>Total Projects Removed &gt;</b>				<b>\$1,416,000</b>

---

# City of Mount Vernon CIP 2015 - 2020

## Capital Improvement Plan

### Executive Summary

---

Project Category	Cash Required						Total
	by Year and Project Category						
	(\$ in 000's)						
	2015	2016	2017	2018	2019	2020	
<b><u>Non-Utility Projects</u></b>							
Fire	515.0		100.0	3,250.0			3,865.0
General Facilities	10,098.0	14,350.0	4,750.0	50.0	50.0	50.0	29,348.0
Info Services	164.0						164.0
Library	150.0	10,123.0	0.0	0.0	0.0	0.0	10,273.0
Parks	762.5	1,899.5	1,010.0	6,205.0	390.0	15.0	10,282.0
Police	143.0						143.0
Transportation	1,222.0	755.0	543.0	6,458.0	543.0	60,350.0	69,871.0
Sub-Total	13,054.5	27,127.5	6,403.0	15,963.0	983.0	60,415.0	123,946.0
<b><u>Utility Projects</u></b>							
Surface Water	335.0	90.0	10.0	10.0	70.0	1,645.0	2,160.0
Waste Water	1,305.0	1,631.0	1,505.0	360.0	420.0	60.0	5,281.0
Sub-Total	1,640.0	1,721.0	1,515.0	370.0	490.0	1,705.0	7,441.0
Total All CIP Projects	14,694.5	28,848.5	7,918.0	16,333.0	1,473.0	62,120.0	131,387.0

---

---

# City of Mount Vernon CIP 2015 - 2020

## Capital Improvement Plan

### Executive Summary

---

#### Cash Required From General Tax Revenues

##### by Year and Project Category

(\$ in 000's)

Project Category	2015	2016	2017	2018	2019	2020	Total
<b><u>Non-Utility Projects</u></b>							
Fire	485.0						485.0
General Facilities	50.0	50.0	50.0	50.0	50.0	50.0	300.0
Library	150.0						150.0
Parks	55.0	150.0		1,150.0	10.0		1,365.0
Police	103.0						103.0
Transportation	150.0	150.0	150.0	150.0	150.0	150.0	900.0
<b>Total All CIP Projects</b>	<b>993.0</b>	<b>350.0</b>	<b>200.0</b>	<b>1,350.0</b>	<b>210.0</b>	<b>200.0</b>	<b>3,303.0</b>

---

**City of Mount Vernon CIP 2015 - 2020**

**Capital Improvement Plan**

**Borrowing Expectations**

Project Category	Borrowing Requirements						Total
	by Year and Project Category						
	(\$ in 000's)						
	2015	2016	2017	2018	2019	2020	
<b><u>Non-Utility Projects</u></b>							
General Facilities			4,700.0				4,700.0
Library	0.0	10,065.0	0.0	0.0	0.0	0.0	10,065.0
<b>Sub-Total</b>	0.0	10,065.0	4,700.0	0.0	0.0	0.0	14,765.0
<b>Total All CIP Projects</b>	0.0	10,065.0	4,700.0	0.0	0.0	0.0	14,765.0

**City of Mount Vernon CIP 2015 - 2020**  
**Capital Improvement Plan**  
**Funded Projects**

Department	CIP Plan Number	Project Name	(\$ in 000's)
<b>Fire</b>			<b>Six Year Total</b>
	F-04-01	THERMAL IMAGING CAMERAS	\$30.0
			Total: \$30.0
<b>General Facilities</b>			<b>Six Year Total</b>
	G-08-01	DOWNTOWN FLOOD CONTROL SYSTEM	\$8,048.0
	G-13-01	GENERAL FACILITY INFRASTRUCTURE IMPROVEMENTS	\$300.0
			Total: \$8,348.0
<b>Info Services</b>			<b>Six Year Total</b>
	IS-14-01	PASSIVE OPTICAL NETWORK UPGRADE	\$60.0
	IS-14-02	LITTLE MOUNTAIN FIBER EXPANSION	\$45.0
			Total: \$105.0
<b>Library</b>			<b>Six Year Total</b>
	L-08-01	NEW ROOF FOR LIBRARY	\$150.0
			Total: \$150.0



**City of Mount Vernon CIP 2015 - 2020**

**Capital Improvement Plan**

**Funded Projects**

<b>Department</b>	<b>CIP Plan Number</b>	<b>Project Name</b>	<b>(\$ in 000's)</b>
<b>SurfaceWater</b>			<b>Six Year Total</b>
	D-01-05	PARK ST. PUMP STATION	\$60.0
	D-05-03	WEST MOUNT VERNON STORMWATER FORCE MAIN UPGRADE	\$75.0
	D-06-02	FREEWAY DRIVE STORMWATER FORCE MAIN IMPROVEMENTS	\$385.0
	D-06-03	REGIONAL STORMWATER TREATMENT FACILITY - ROOSEVELT EX	\$50.0
	D-08-01	CAO (Critical Area Ordinance) RESTORATION SITES	\$60.0
	D-09-01	KULSHAN PUMP STATION CONTROL SYSTEM UPGRADE	\$30.0
	D-12-01	STORM SYSTEM RESTORATION PROGRAM	\$200.0
	D-13-03	COLLEGE WAY PUMP STATION CAPACITY ANALYSIS	\$50.0
	D-14-01	LOGAN CREEK STREAM RESTORATION PROJECT	\$50.0
	D-14-02	STOPLOG STORAGE UNITS	\$0.0
	D-14-03	KULSHAN CREEK FLOOD REDUCTION PROJECT	\$400.0
		<b>Total:</b>	<b>\$1,360.0</b>
<b>Transportation</b>			<b>Six Year Total</b>
	T-00-02	LOCAL STREET IMPROVEMENTS - REET II FUNDS	\$3,108.0
	T-02-04	ROOSEVELT AVENUE EXTENSION	\$11,100.0
	T-06-10	COLLEGE WAY SR 538 @ I-5 LANE CAPACITY IMPROVEMENTS	\$5,750.0
	T-07-02	SIGNAL MAINTENANCE PROGRAM	\$150.0
	T-07-07	LAVENTURE/SECTION INTERSECTION IMPROVEMENTS	\$339.0
	T-08-01	SIDEWALK GAP PROGRAM	\$50.0
	T-15-01	LED STREET LIGHT INSTALLATION PROJECT	\$385.0
		<b>Total:</b>	<b>\$20,882.0</b>

**City of Mount Vernon CIP 2015 - 2020**

**Capital Improvement Plan**

**Funded Projects**

<b>Department</b>	<b>CIP Plan Number</b>	<b>Project Name</b>	<b>(\$ in 000's)</b>
<b>WasteWater</b>			<b>Six Year Total</b>
	S-02-04	WASTEWATER PLANT UPGRADE	\$400.0
	S-02-12	SEWER EXTENSIONS TO NON-SEWERED PARCELS	\$360.0
	S-06-01	COMBINED SEWER SYSTEM IMPROVEMENTS	\$1,171.0
	S-07-01	COMPREHENSIVE SEWER PLAN UPDATE	\$250.0
	S-07-04	SEWER RESTORATION PROGRAM	\$1,500.0
	S-10-01	COLLEGE WAY SANITARY PUMP STATION UPGRADE	\$150.0
	S-10-02	HIGH EFFICIENCY BLOWER UPGRADE	\$195.0
	S-10-03	ASPHALT SEAL COATING AND REPAIR	\$50.0
	S-11-02	BIOSOLIDS SCREW OR ROTARY PRESS PURCHASE	\$420.0
	S-12-01	DIGESTER MIXING	\$50.0
	S-12-04	SUPERNATANT TANK	\$225.0
	S-12-05	ALDER LANE GENERATOR	\$50.0
	S-13-02	BIOFILTER BED MEDIA REPLACEMENT	\$150.0
	S-99-01	WASTEWATER UTILITY LAND ACQUISITIONS	\$250.0
		<b>Total:</b>	<b>\$5,221.0</b>

**City of Mount Vernon CIP 2015 - 2020**

**Capital Improvement Plan**

**Unfunded Projects**

<b>Department</b>	<b>CIP Plan Number</b>	<b>Project Name</b>	<b>(\$ in 000's)</b>
<b>Fire</b>			<b>Six Year Total</b>
	F-00-02	STATION 3 ADDITION	\$250.0
	F-02-01	CONSTRUCTION OF FACILITIES	\$3,000.0
	F-13-01	SELF CONTAINED BREATHING APPARATUS REPLACEMENT	\$485.0
	F-99-01	FIRE COMMUNICATION SYSTEM	\$100.0
		<b>Total:</b>	<b>\$3,835.0</b>
<b>General Facilities</b>			<b>Six Year Total</b>
	G-08-03	DOWNTOWN MULTI-LEVEL PARKING FACILITY	\$16,300.0
	G-99-02	PUBLIC WORKS FACILITY	\$4,700.0
		<b>Total:</b>	<b>\$21,000.0</b>
<b>Info Services</b>			<b>Six Year Total</b>
	IS-15-01	SAN STORAGE FOR VIRTUAL SERVERS	\$32.0
	IS-15-02	IDS - SECURITY BREACH DETECTION EQUIPMENT	\$27.0
		<b>Total:</b>	<b>\$59.0</b>
<b>Library</b>			<b>Six Year Total</b>
	L-09-01	UPGRADE/MIGRATION TO NEW INTEGRATED LIB OP SYSTEM (ILS)	\$65.0
	L-12-01	LIBRARY SECURITY SYSTEM UPGRADE	\$58.0
	L-94-07	LIBRARY FACILITY	\$10,000.0
		<b>Total:</b>	<b>\$10,123.0</b>

## City of Mount Vernon CIP 2015 - 2020

### Capital Improvement Plan

#### Unfunded Projects

Department	CIP Plan Number	Project Name	(\$ in 000's)
Parks			<b>Six Year Total</b>
	P-02-04	LITTLE MOUNTAIN TRAILHEAD AND MOUNTAIN BIKE SKILLS CENT	\$850.0
	P-03-04	PUBLIC ART	\$90.0
	P-03-05	TRAIL AND PICNICKING CORRIDOR ALONG THE SKAGIT RIVER	\$150.0
	P-05-01	COMMUNITY DOCK(S)	\$500.0
	P-05-02	COMMUNITY BOAT LAUNCH	\$550.0
	P-06-02	TRAIL CONNECTIONS (CITY WIDE)	\$210.0
	P-07-03	EAGLEROCK CHALLENGE COURSE VAULT RESTROOM	\$32.0
	P-07-06	BONNIE RAE PARK	\$1,000.0
	P-08-02	SPORTS COMPLEX PROPERTY ACQUISITION 30-40 ACRES	\$3,000.0
	P-09-01	HILLCREST LODGE RENOVATION	\$120.0
	P-09-04	SPORT COURT LIGHTING UPGRADES	\$50.0
	P-09-05	EDGEWATER PARK FIELD IMPROVEMENTS	\$50.0
	P-10-02	PLAYGROUND REPLACEMENT AND UPGRADES - ALL PARKS	\$50.0
	P-12-01	SHERMAN ANDERSON SPORT LIGHTING/BACKSTOP REPLACEMENT	\$500.0
	P-12-02	RIVERBEND CUT OFF TRAIL	\$60.0
	P-13-01	LIONS PARK RESTROOM REPLACEMENT	\$165.0
	P-15-01	FACILITY ROOF REPLACEMENT	\$55.0
	P-15-02	KULSHAN TRAIL LIGHTING	\$250.0
	P-94-01	BAKERVUE PARK AND INDOOR RECREATION COMPLETION	\$300.0
	P-94-04	NEIGHBORHOOD PARK - EDGEWATER PARK	\$500.0
	P-94-05	NEIGHBORHOOD PARK	\$550.0
	P-94-06	COMMUNITY PARK - HIGGINS PROPERTY & LIBRARY	\$1,100.0
	P-94-07	OPEN SPACE ACQUISITION	\$150.0
<b>Total:</b>			<b>\$10,282.0</b>

---

## City of Mount Vernon CIP 2015 - 2020

### Capital Improvement Plan

#### Unfunded Projects

---

Department	CIP Plan Number	Project Name	(\$ in 000's)
<b>Police</b>			<b>Six Year Total</b>
	PD-03-01	MULTI-PURPOSE VEHICLE REPLACEMENT	\$40.0
	PD-05-01	REPLACE DOG KENNELS & COVERED PARKING AT EVIDENCE BUIL	\$78.0
	PD-07-01	TRAFFIC SAFETY/CRIMINAL INVESTIGATION CAMERA SYSTEM	\$25.0
		<b>Total:</b>	<b>\$143.0</b>
<b>SurfaceWater</b>			<b>Six Year Total</b>
	D-01-03	SOUTH 19TH STREET CULVERT REMOVAL	\$281.0
	D-05-02	SOUTH MOUNT VERNON SURFACE WATER ENHANCEMENT PROJE	\$0.0
	D-09-02	BLODGETT RD CULVERT REPLACEMENT & STREAM RESTORATION	\$300.0
	D-10-02	FREEWAY DRIVE DRAINAGE SYSTEM INSTALLATION	\$200.0
	D-94-11	TRUMPETER CREEK EROSION PROBLEM REPAIRS	\$19.0
		<b>Total:</b>	<b>\$800.0</b>

---

## City of Mount Vernon CIP 2015 - 2020

### Capital Improvement Plan

#### Unfunded Projects

Department	CIP Plan Number	Project Name	(\$ in 000's)
<b>Transportation</b>			<b>Six Year Total</b>
	T-02-06	30TH STREET (BLACKBURN ROAD TO SECTION STREET)	\$1,300.0
	T-02-10	FOWLER TRAIL CONNECTION	\$200.0
	T-02-13	30TH STREET PATHWAY SOUTH	\$150.0
	T-02-17	RIVER DIKE TRAIL SYSTEM	\$500.0
	T-02-24	30TH STREET IMPROVEMENTS SOUTH OF FIR	\$900.0
	T-03-02	BROAD STREET IMPROVEMENTS	\$2,550.0
	T-05-02	MARTIN ROAD IMPROVEMENTS	\$2,000.0
	T-05-06	KULSHAN TRAIL / PARKER CONNECTION	\$32.0
	T-05-09	HICKOX ROAD / I-5 INTERCHANGE COMPLETION	\$5,000.0
	T-06-04	15TH STREET ROAD IMPROVEMENT (BROAD TO DIVISION EASTSID	\$1,500.0
	T-06-05	HOAG/LAVENTURE INTERSECTION IMPROVEMENTS	\$300.0
	T-06-06	BROADWAY ST EXT (DALLAS STREET TO BURLINGAME ROAD)	\$1,157.0
	T-06-07	LAVENTURE RD IMPROVEMENTS (HOAG TO 1000' SOUTH OF HOAG)	\$550.0
	T-06-11	I-5/SR 536 INTERCHANGE NEW FRONTAGE ROAD ACCESS TO I-5	\$20,000.0
	T-07-03	COLD STORAGE TRUCK ROUTE IMPROVEMENT PROJECT	\$50.0
	T-07-04	COLLEGE WAY/30TH INTERSECTION IMPROVEMENT	\$300.0
	T-07-05	DIVISION/WAUGH INTERSECTION IMPROVEMENTS	\$300.0
	T-07-06	18TH/BLACKBURN INTERSECTION IMPROVEMENTS	\$300.0
	T-09-01	FIRST STREET & DIVISION STREET INTERSECTION REALIGNMENT	\$3,000.0
	T-13-01	LAVENTURE/BLACKBURN INTERSECTION IMPROVEMENTS	\$300.0
	T-13-02	CEDARDALE/ANDERSON INTERSECTION IMPROVEMENTS	\$300.0
	T-94-14	FIR STREET WIDENING - LAVENTURE TO WAUGH ROAD	\$1,200.0
	T-94-19	BLACKBURN ROAD - CEDAR HILLS DRIVE TO LITTLE MOUNTAIN R	\$1,700.0
	T-94-21	BLACKBURN ROAD - LITTLE MOUNTAIN TO EAGLEMONT	\$2,400.0
	T-97-07	FREEWAY DRIVE (CAMERON WAY TO COLLEGE WAY)	\$3,000.0
		<b>Total:</b>	<b>\$48,989.0</b>

---

**City of Mount Vernon CIP 2015 - 2020**

**Capital Improvement Plan**

**Unfunded Projects**

---

<b>Department</b>	<b>CIP Plan Number</b>	<b>Project Name</b>	<b>(\$ in 000's)</b>
<b>WasteWater</b>			<b>Six Year Total</b>
	<b>S-14-01</b>	SEWER COLLECTION SYSTEM EXPANSION	\$60.0
		<b>Total:</b>	\$60.0
		<b>Grand Total:</b>	<b>\$131,282.0</b>

---

# **CIP Overview**



# Capital Improvement Program Planning

One of the more challenging aspects in land use planning is ensuring that needed public facilities are available when growth occurs. The implementation of a well-defined Capital Improvement Plan (CIP) corresponds to the land use planning of our community, whose future growth depends on the timely and orderly development of needed infrastructure. The purpose of this annual update is to demonstrate that all capital facilities servicing Mount Vernon have been addressed and that capital planning has been and continues to be conducted to meet our forecasted growth. An important part of the CIP process is to review the City's land use goals and objectives and the means to accomplish them. Currently, facility planning is keeping pace with development.

## **Capital Improvement Plan Activity**

Viable communities depend on good infrastructure planning and financing, and only with well thought-out capital facilities plans will we be able to effectively and realistically provide for growth and a high-quality of life.

## **Long-range mission**

Capital investments achieve several missions, the first, being the maintenance of our facilities for future use. Rehabilitation, restoration and improvements of existing facilities all ensures the avoidance of higher cost of deferred maintenance, and meets regulatory requirements.

Second, we must take advantage of opportunities as they arise to meet future needs. These are not easily projected, but are important to encourage appropriate and timely development. The CIP serves as a planning document to help us keep pace with growth and respond appropriately through infrastructure development.

Third, we must invest in infrastructure to ensure we remain competitive when the economy again expands. This includes accommodating growth in utilities that meets our comprehensive plan projections, or where growth is currently occurring. We must continue to work on transportation needs to enhance transport of goods, services and employees. These investments will encourage economic development, and this is the only way we will be able to sustain our fiscal and financial health.

## **Capital Improvement Plan (CIP)**

The GMA requires cities and counties to approve and maintain a comprehensive plan which includes a capital facilities element, consisting of: (a) an inventory of existing capital facilities owned by public entities . . .; (b) a forecast of the future needs for such capital facilities; (c) the proposed locations and capacities of expanded or new capital facilities; (d) at least a six-year plan that will finance such capital facilities [and] identifies sources of public money for such purposes; and (e) a requirement to reassess the land

use element if probable funding falls short of meeting existing needs and to ensure that the land use element, capital facilities plan element, and financing plan within the capital facilities plan element are coordinated and consistent.

The CIP fulfills the Growth Management Act (GMA) requirement of facilities planning; in addition, it serves as a foundation for City fiscal management and eligibility for grants and loans. It provides coordination amongst City departments in terms of planning and coordinating for capital improvements, operating plans of departmental service providers, inter-city facilities, such as the Mount Vernon School District and Skagit Transit, and facility plans of the State, the region, and adjacent local jurisdictions.

The CIP identifies the location and cost of needed facilities, and the sources of funds that will be used to fund these facilities. Projected funding capacities are evaluated, and sources of public or private funds are identified. The CIP, which is a component of the Capital Facilities Plan Element (CFP), is approved through an annual review process and incorporated into the Comprehensive Plan. Subsequently adopted amendments to the CIP are hereby incorporated by reference into the CFP. The CFP and related chapters contain or refer to LOS standards for each public service and facility type. New development is to be served by adequate services and facilities, and this planning facilitates that coordination. The CFP contains broad goals and specific financial policies that guide and implement the provision of adequate public services and facilities and we ensure through review that they are in conformity with, and implement, the goals of our Comprehensive Plan.

The GMA mandates forecasts of future needs for capital facilities and the use of standards for levels of service of facility capacity, as the basis for public facilities contained in the CFP [see RCW 36.70A.020(12)]. As a result, requested public services and facilities detailed in the CFP are based on quantifiable, objective measures of service or facilities. Mount Vernon has taken care to coordinate our land use determinations based on these quantifiable, objective measures of service or facility capacity, such as traffic volume capacity per mile of road and acres of park land per capita, or average emergency response times. Mount Vernon has, based on the requirements of RCW 36.70A.070(3)(e) assessed our land use actions based on probable funding shortfalls and have reassessed our land use decisions to meet existing needs and to ensure that the land use element, capital facilities plan element, and financing plan element are coordinated and consistent. The CIP is utilized to plan 6 years of financing that will coordinate the services needs to meet expectations that are foreseen in our comprehensive planning.

### **Linkage to Capital Facilities Plan**

The Capital Facilities Element (CFP) is a required element of the City's Comprehensive Plan, mandated by the Washington State Growth Management Act. This Element contains goals and policies that relate to the provision and maintenance of public services and capital facilities required to adequately support anticipated growth during the next 20 years. The CFP, a 20 year planning model, includes summary information, inventories and levels of service and coordinates all the City services in one section to implement land use goals. More comprehensive consideration of the policies of Transportation, Sewer, Stormwater, Parks and Open Space,

and Utilities are found in other elements of the Comprehensive Plan. These specific elements, along with other specific land use goals established in the Land Use and Overall Economic Development Plan elements have provided a land use planning focus to this financing plan. The goals and policies of these Elements are consistent and integrated throughout the Mount Vernon Comprehensive Plan.

The CIP is incorporated by reference in the CFP and addresses the development activities undertaken by the City, to accommodate the demand for public services. The CIP is updated annually to coincide with the Council budgeting process, and includes a list of adopted and funded capital and operating projects; and identifies costs and revenues over a six (6) year period. The CIP is incorporated in the CFP, which further identifies projects that may not have approval or funding.

### **Requirements of Growth Management**

The Growth Management Act requires that the Comprehensive Plan identify existing and future public facilities needed, to be consistent with the Land Use Element. The GMA also requires that when making land use designations, we consider services and facilities provided to residents and businesses in our UGA. It is the responsibility of the City to monitor the status of development, population projections, and employment in the City, in relation to the facility needs. An annual review and update of the CIP, which contains a list of adopted capital projects including costs and projected revenues, allows us to review, plan and coordinate in relation to land use activities, to ensure facilities are available when needed. Staff has evaluated our land use designations and has structured the infrastructure improvements recommended in the CIP to meet the anticipated development needs. We have compared zoning and availability of land, to ensure that the public facilities and services necessary to support development shall be adequate to service such development as it occurs. Based on this interdepartmental coordination we feel that the growth of the City will be addressed through this planning and is consistent with the policy statements adopted in the integrated segments of our Comprehensive Plan.

### **Concurrency and Levels-of-Service**

One goal of the GMA is to provide public services and capital facilities, concurrently with, or prior to, development. This concept, known as “concurrency,” is also called “adequate public facilities”. In the City of Mount Vernon, concurrency requires 1) that services and facilities required to serve the development be in place at the time of development (or for some types of facilities, a financial commitment be made to provide for services and facilities within a specified time period) and 2) services and facilities required to serve the development have sufficient capacity to serve the development without decreasing the LOS below minimum standards adopted in the Capital Facilities Element. In order to make use of the LOS method, the City selects the way in which it will measure performance of each service or amount of each type of facility (i.e. response time, acres, gallons, etc.) . It also identifies the current and proposed LOS standards for each measurement. The standards adopted should be considered to reflect the quality of life against which performance of services or provisions of facilities are measured for concurrency.

The GMA specifically requires concurrency for transportation facilities. All other public services and facilities are required to be “adequate” [see RCW 19.27.097, 36.70A.020, 36.70A.030, and 58.17.110]. Concurrency management will ensure that sufficient public service and facility capacity is available for each proposed development. The city reviews this information prior to issuing permits, and mandates that these provisions are complied with and consistent with the long range planning and goals of our community. Our City has had to look at all options available on how to finance public facilities.

Financing of needed improvements has been weighed to best benefit the community as a whole. The City of Mount Vernon serves a growing community of 30,000 plus and we are projected to grow to over 47,000 in the next 20 years. An analysis of pay as we grow and pay as you use, is a difficult community issue. A single solution is not the best answer to our regional financial well-being. Our recommendation has weighed the benefit to the community in each region of impact, based on project need. Support of a viable and vibrant commercial employment center is required to keep our community well balanced. Therefore, we have incorporated the issue of current residents paying for growth, along with the need for new development to finance the facilities they require to expand. A combination, a sharing of at least part of the costs has been put together to best balance these objectives. Growth brings positive benefits and costs and an equitable distribution has been proposed to meet the community goals and provide for needed expansion in appropriate areas, to encourage a high quality of life for this community.

### **Conclusion**

The needs of the community are best met through careful planning based on solid input. The City cannot meet all the demands of the community, since it has finite resources. Thus, integrated prioritization needs to take place to coordinate the goals and objectives of the upcoming years. We have clearly identified traditional, alternative and developer funding to meet our community needs and focus these resources to implement our land use planning and permitting actions. To coordinate this planning, staff critically evaluated all projects, and weighed and balanced priorities and needs to determine the best possible plan to meet predicted circumstances. We tailored our priorities to make sure that they clearly contribute to the accomplishment of our land use goals, and are consistent with our Comprehensive Planning.

# City of Mount Vernon

## 2015-2020 Capital Improvements Plan Policies

A number of important policy considerations are the basis for the Capital Improvements Plan (CIP). These policies provide guidance for the financial aspects of the CIP and for the project selection process, and relate to a variety of topics including who should pay and in what proportion individuals and groups should pay. The rationale for stating these policies are to assure that all affected groups are fully aware of the Council's intent in adopting this CIP plan.

### **A. Relationship of the Comprehensive Plan to the CIP**

The City will update its comprehensive plan on an annual basis as well as undertaking a number of other planning processes and special studies, e.g., comprehensive plan updates for the utilities, specialized transportation studies, and park planning studies. All of these planning processes provide information concerning the need for specific capital improvements throughout the City. It is the City's policy to have these planning studies directly impact the City's CIP plans that is, in effect, the embodiment of the recommendations of these individual planning studies.

### **B. Establishing CIP Priorities**

The City will use the following basic CIP project prioritization and selection process. Departments will establish their own internal technical selection processes for recommending a prioritized list of projects to be included in the CIP. This selection process will consider ideas and suggestions received from Councilmembers, citizens, City departments, boards and commissions, and other interested groups. The basic steps include:

1. The Finance Department determines revenue projections in consultation with various revenue generating departments.
2. The Finance Department advises the Mayor and participating departments of the "general tax revenue" available to the 6 major non-utility program areas (General Government, Police, Fire, Parks, Library, Transportation, and Information Systems).
3. The Mayor meets with Department Heads to review the proposed projects from all major program areas in order to coordinate interdisciplinary project prioritization, timing and funding sources.
4. The Mayor recommends a CIP Plan to the Planning Commission.
5. The Planning Commission reviews the CIP Plan, holds a public hearing on it, makes their desired alterations, then makes a recommendation to the City Council who will then officially adopt the Plan and establish related appropriations.

# City of Mount Vernon

## 2015-2020 Capital Improvements Plan Policies

### **C. Types of Projects Included in the CIP Plan**

The CIP Plan will display, to the maximum extent possible, all major capital facilities projects in which the City is involved. It is difficult to define precisely what characteristics a project should have before it is included in the CIP Plan for the public's and City Council's review and approval. While the following criteria may be used as a general guide to distinguish among projects that should be included or excluded from the CIP Plan there are always exceptions that require management's judgment. Therefore, the Mayor will decide through whatever administrative process deemed necessary which projects should be included in the CIP Plan. Department Heads or managers are responsible for the cost estimates of their proposed programs including future maintenance and operations costs related to the implementation of completed projects and any interest costs related to the implementation of completed projects and any interest costs associated with short-term financing required by their project implementation schedules.

For purposes of the CIP plan, a CIP project is generally defined to be any project that possesses the following characteristics:

1. Exceeds an estimated cost of \$10,000;
2. Involves totally new physical construction; reconstruction: the gradual and systematic replacement of an existing system on a piecemeal basis; replacement of a major component of an existing facility, or acquisition of land or structures;
3. Involves either City funding in whole or in part, or involves no City funds but is the City's responsibility for implementing, such as a 100% grant funded project or 100% Local Facilities District funded project.

### **D. CIP Plan Update and Amendment**

The CIP Plan will be updated annually in conjunction with the comprehensive plan. The City Council may amend the CIP Plan at any time if a decision must be made quickly and action must be taken before the next annual CIP review period.

### **E. Scoping and Costing Based on Pre-Design Study**

It is difficult to develop accurate scopes, cost estimates, and schedules for projects on which no preliminary engineering or community contact work has been done. Hence, projects may be initially proposed and funded only for preliminary engineering and planning work. This funding will not provide any moneys to develop final plans, specifications, and estimates to purchase rights-of-way or to construct the projects. However, an estimated amount sufficient to cover these costs based on a rough preliminary estimate will generally be earmarked within the project.

### **F. Required Project Features and Financial Responsibility**

If a proposed project will cause a direct negative impact on other publicly owned facilities, improvements to the other facilities will be required as part of the overall new project and becomes a part of the new project's overall cost.

### **G. LID (Local Improvement District)**

# City of Mount Vernon

## 2015-2020 Capital Improvements Plan Policies

In the past our policy was to "require" the formation of LIDs where local benefits to private citizens were clearly identified. (In a LID, private citizens pay project costs in proportion to the benefits that they derive from a project.) LIDs have been used in developing parts of the City's street network. Because of the imposition of new revenue sources for funding transportation capital improvements (transportation impact fees and real estate excise taxes) using LIDs as a funding source will be somewhat limited in the future.

Examples of when LIDs may be formed are as follows:

1. Where old agreements exist, committing property owners to LID participation on future projects,
2. When current development activity or very recently past development activity will have exempted these projects from the assessment of transportation impact fees,
3. When a group of property owners wish to accelerate development of certain improvements,
4. When a group of property owners desire a higher standard of improvements than the City's project contemplates, and
5. When a group of property owners request City assistance in LID formation to fund internal neighborhood transportation facilities improvements, which may or may not have City finding involved.

### **H. Basis for Project Appropriations**

During the Council's annual CIP Plan review each year the City Council will appropriate the full estimated project cost for any project expected to begin in the current year or the next calendar year as shown in the CIP Plan. Projects proposed for pre-design studies would only have appropriations established sufficient to cover those costs. Subsequent adjustments to appropriation levels may be made by the City Council at any time.

### **I. Finance Director's Authority to Borrow**

The Finance Director is authorized to initiate interim and long-term borrowing measures as they become necessary as identified in the current CIP Plan.

### **J. CIP Non-Utility Operating costs**

Non-utility CIP operating costs identified in the project description, as approved by the City Council, shall have a funding plan. Preferably, General Fund Budget tax sources will not be provided for this purpose. Preferable sources of funding include new taxes or user fees.

### **K. Balanced CIP Plan**

The CIP Plan is intended to be a balanced six year plan. Therefore for the entire six-year period revenues should be equal to funded project expenditures in the plan. However, some projects are deemed necessary and categorized as funded despite insufficient funding estimates which are based on current rate/fee structures. In these instances rate/fee adjustments must be considered and implemented prior to proceeding with those projects. Governmental Operating Funds revenue sources must equal projected expenditures including

## **City of Mount Vernon 2015-2020 Capital Improvements Plan Policies**

capital projects for at least the next fiscal year. Subsequent year revenue short falls may necessitate changes in service levels as well as capital project plans and will be considered during the annual budgeting processes.

### **L. CIP Plan – Funded and Unfunded Projects**

The goal of this plan is to identify all desired and necessary capital improvements. This means that some projects will be included despite the fact that either sufficient funding sources have not been identified or potential external funding sources have not committed funds. The CIP Plan includes both funded and unfunded projects in this document and proposed ordinance.

### **M. Urban Growth Area (Recommended)**





This CIP is also intended to address the City's Urban Growth Area (UGA) in a comprehensive manner; the location of this UGA is shown in the enclosed map. This CIP constitutes a major step towards the City of Mount Vernon providing the full range of urban governmental services to its UGA.



**2015 -2020 CAPITAL  
IMPROVEMENTS PLAN**

**QUADRANT MAP**

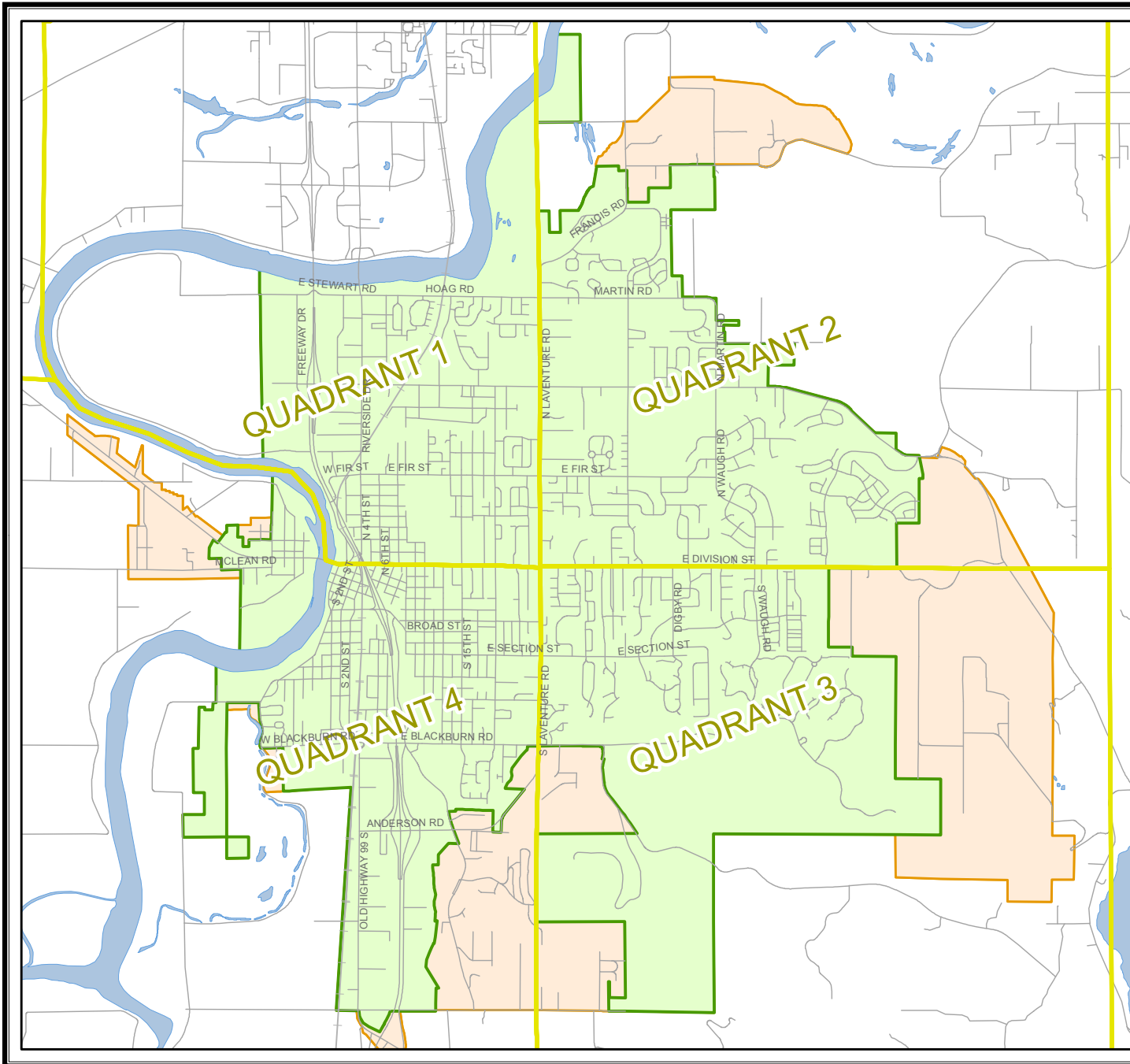
**LEGEND**

-  CIP Quadrant
-  City Limits
-  Urban Growth Area
-  Rivers and Lakes



NOT TO SCALE

July 2014



# CITY OF MOUNT VERNON

## 2015-2020 CAPITAL IMPROVEMENTS PLAN

The Mount Vernon Capital Improvements Plan (CIP) presents a schedule of major public facility improvements that will be implemented within the next six year period. Project design, land acquisition and construction costs as well as the projected means of financing these costs are integral components of this Plan. The projects included in the CIP were derived from a larger list of capital projects that had been previously identified in the City of Mount Vernon's comprehensive plan and/or other planning studies. Specifically this CIP incorporates by reference the following:

1. The Skagit County coordinated Water System Plan, 1993; The Mount Vernon School District Capital Facility Plan; Skagit County County-Wide Regional Comprehensive Plan Policies; Skagit County Housing Needs Assessment, 2003; Puget Power's Skagit County GMA Draft Electric Facilities Plan, November 1992; City of Mount Vernon Parks Plan 2007; City of Mount Vernon Impact Fee Program; City of Mount Vernon Comprehensive Sewer and Combined Sewer Overflow Plans (R.W. Beck); City of Mount Vernon Comprehensive Surface Water Management Plan (R.W. Beck); City of Mount Vernon Storm Drainage Study Riverside/Freeway Basins (Bell-Walker); City of Mount Vernon 6 year Transportation Program; City of Mount Vernon Fire Department Master Plan, 2005.
2. Each of these documents contains: (a) an inventory of existing capital facilities owned by public entities, showing the locations and capacities of the capital facilities; (b) a forecast of the future needs for such capital facilities; (c) the proposed locations and capacities of expanded or new capital facilities.

### **Project Categories**

This CIP presents only those major public improvements that are viewed as most urgently needed within the next six years. However, these public improvements will still need public hearings, environmental review, a public vote in some cases, and annual budget decisions. Projects are presented using the following eight categorical breakdowns:

Wastewater (Sanitary Sewer)	Transportation
Fire	Surfacewater (Drainage)
Parks	General Government
Library	Police
Health and Sanitation (Solid Waste)	Information Services

### **Quadrant Identification**

In addition to the nine categories listed above, capital projects are also presented by location. The City (including urban growth areas) has been divided into 4 segments (numbered 1-4) as described below:

# CITY OF MOUNT VERNON

## 2015-2020 CAPITAL IMPROVEMENTS PLAN

- Quadrant 1 - Northwest quarter bounded by Division Street to the south; La Venture Road to the east and the city limits to the north and west.
- Quadrant 2 - Northeast quarter bounded by La Venture Road to the west; Division Street to the south and the city limits to the north and east.
- Quadrant 3 – Southeast quarter bonded by Division Street to the north; La Venture Road to the west and the city limits to the south and east.
- Quadrant 4 – Southwest quarter bounded by Division Street to the north; La Venture Road to the east and the city limits to the south and west.

Most City projects, regardless of category, will be included in one of these quadrants. Projects that slightly overlap quadrant lines will be included in the quadrant where the majority of project work is to be conducted. The quadrant maps may be found in the department request detail for each category. Projects which are identified as city-wide have been assigned to quadrant “0” and are not included in the maps.

### **The Role of the CIP in the Operating Budget Process**

The CIP is a financial planning document. It identifies estimated capital costs for public facility projects and provides an estimate of subsequent operating costs. The CIP financing plan also proposes (vs. provides) an income stream that can finance capital expenditures and the increased operating costs that may result from opening new public facilities. However, it is not until annual budget decisions are made by the City Council that the actual means of financing an item are determined and the actual dollars to be spent on capital costs and operating costs are determined, budgeted, and approved.

*NOTE: 1) The City will perform its activities and make capital budget decisions in conformity with its Comprehensive Plan. RCW 36.70A.120.*

*2) Once developed the CIP makes the annual budget preparation process easier in that capital outlays will have already been spelled out and the dollar amounts only need be carried across to the budget. The CIP book accompanies the budget as a companion explanatory reference source.*

### **CIP Review Process**

Each year during the months of May and June a review process to update the Capital Improvements Program Plan is conducted. This process consists of a number of sequential steps:

# **CITY OF MOUNT VERNON**

## **2015-2020 CAPITAL IMPROVEMENTS PLAN**

1. **Staff Recommended Changes:** City staff reviews the current CIP plan and suggest alterations in scope, cost, financing sources or schedule for some of the projects currently in the Plan, then a list of entirely new CIP projects is considered. Revenue estimates are developed and allocated to the major program areas for which they are targeted. The project costs are compared to available revenue and the department heads present their preliminary program to the Mayor for review after which changes may be made based on overall City goals and priorities. On the basis of this process, a CIP plan (Mayor's recommendations) is published.
2. **City Council Project Suggestions:** The Mayor requests that each Councilmember submit project ideas and/or suggestions for staff consideration during the internal development of the CIP plan.
3. **Staff Presentation to the City Council:** The Council receives the staff's CIP plan and begins discussing the content. Staff makes presentations detailing the Plan's content and areas of change from the previous plan.
4. **Public Presentations and Feedback:** Staff also offers to conduct informational meetings with community groups and the general citizenry. Suggested changes to the CIP plan that arise from these sessions are forwarded to the City Council.
5. **Public Hearings:** The Planning Commission conducts one or more public hearings at which the public may give testimony and offer suggested changes to the CIP plan.
6. **City Council Review and Adoption:** After considering all public testimony, the Planning Commission makes a recommendation to the City Council. The City Council reviews the recommendation of the Planning Commission and makes desired alterations to the CIP Plan, adopts the ordinance and directs staff to prepare a published document containing the newly revised final CIP plan and to formally incorporate this into the City's Comprehensive Plan.

### **How Citizens Can Get Involved**

The Mayor and the City Council require that staff seek information from the public in several areas to help design a CIP plan that truly responds to the needs of our community. Input is especially desired in the following areas:

1. **General Category Priorities:** What project categories are of highest priority? In other words, are better roads, more or better parks, or better police or fire protection facilities more important?
2. **Specific Project Priorities:** Which specific projects are most important? Which projects, if any, in our existing CIP plan are unnecessary?
3. **CIP Policies:** The CIP plan contains policy statements that are, in essence, the overall rules by which the CIP process operates. They establish the parameters for project selection and funding allocation decisions. Should any of these "rules" be altered?

# CITY OF MOUNT VERNON

## 2015-2020 CAPITAL IMPROVEMENTS PLAN

4. Financing: The Council needs citizen ideas on CIP financing. Can additional revenue sources be suggested that should or should not be used?

There are a number of ways that citizens and community groups may provide this information. They can testify at the public hearings, respond to a questionnaire, write letters, telephone specific staff members, and/or make personal contact with staff or individual Councilmembers.

### **Prioritizing**

The variables considered when determining a particular project priority may change with each project. Comparing priorities among different types of projects becomes a difficult task. Departments could be instructed to evaluate and prioritize their capital projects based on the following:

- Relationship to departmental goals and facility plans
- Relationship to recognized city-wide plans (i.e. comprehensive plan) and Council policies
- Cost effectiveness
- Full cost of project, including operating and maintenance costs
- Impact of level and quality of services to the public

These criteria, while valid, do not provide data on each project that can be accurately computed from project to project. Other factors to take into account when prioritizing might include:

- Interagency agreements
- Emergency needs
- Funding availability in a particular category
- Unusual or unexpected opportunities

In addition, a second look for related projects among the categories might suggest priority adjustments to facilitate time-and-money-saving coordination of two or more projects.

The careful questioning and probing of proposals helps assure that projects are clearly justifiable. In some cases, more appropriate alternatives may be identified. The effect of delay or deferral of a particular project can be carefully examined.

# **CIP Revenue and Funding Sources**

# City of Mount Vernon

## 2015-2020 Capital Improvements Plan

### Revenue/Funding Sources and Alternatives

#### Governmental Funds

#### I. Existing Funding Sources

<u>Description</u>	<u>Advantages</u>	<u>Disadvantages</u>	<u>Applicability</u>
Financing from current revenues – taxes, user fees, service charges, impact fees, etc.	Saves interest costs, protects debt capacity, eliminates borrowing costs	Excess uncommitted cash required, may take away funds needed for operations	Due to limited funds availability, most applicable for smaller projects

#### **Unrestricted Revenue** - Revenues sources that may be expended for any governmental purpose.

1. Taxes - Tax assessments levied to support operations of the governmental unit.
  - a) Property Taxes - Ad valorem taxes levied on the assessed valuation of real and personal property. Property tax levies may be increased the lesser of 1% or the annual rate of inflation. However, voters may approve a larger levy. The City's levy rate may not exceed \$3.60 per \$1,000 of assessed valuation.
  - b) Local Sales Tax - Taxes imposed on the retail sales of goods and services, with a few exceptions (e.g. food). The City has elected to impose the maximum available to cities, 1.0% (one cent). The second half-cent is subject to referendum. Counties receive 15% of a City's sales tax revenues if they impose an equal sales tax rate. The state also charges a 1% administrative fee.
  - c) Criminal Justice Sales Tax – The county and cities impose a .1% sales tax on the retail sales of good and services, with a few exceptions (e.g. food). The state collects the tax for the entire county and distributes to local jurisdictions on a per capita basis.
  - d) Utility Taxes - Taxes imposed on privately and public owned utility customers. The City has established 6% as the rate on privately owned utilities, the maximum allowed under state statutes. The rate for City-operated utilities (garbage, sewer, and drainage) is not limited, however the City has set a rate of 7%.
  
2. Licenses and Permits -
  - a. License fees are designed to cover the cost of administration, inspection, and continuing services in connection with regulation. The City annually licenses businesses for a fee of \$30, \$60, or \$120. Dog and cat are licenses are issued for the life of the animal for a fee of \$50 for unspayed/unneutered animals and no fee licenses are issued for the life of any spayed/neutered dog or cat.

**City of Mount Vernon**  
**2015-2020 Capital Improvements Plan**  
**Revenue/Funding Sources and Alternatives**

**Governmental Funds**

- b. Permits are issued to aid in various regulatory areas including:
  - Building Permits
  - Fire Permits
  - Sewer Permits
  - Fire Plan Review Permits
3. Fines and Forfeits - This category includes municipal court fines and forfeits, false alarm penalties, library overdue and lost book fines, recreation fees and special event fees/charges.
4. Miscellaneous Revenue - This includes interest earnings on investments, private contributions and donations, timber sales, sale of surplus assets, etc.

**Restricted Revenue** - Revenues that may only be utilized for specifically authorized purposes or to support actual services rendered.

1. Taxes - Locally levied taxes that may only be utilized for authorized purposes.
  - a. Gambling Taxes - Taxes imposed on legal gambling activities, i.e.; bingo, pull-tabs, etc. The maximum rate allowed by state law for bingo is 10% of gross receipts, less the amount paid in prizes; however the City has adopted a rate of 5%. For pull-tabs the maximum allowable tax rate is 5% of gross receipts while the City has adopted a rate of 4%. Revenues must be utilized to support law enforcement monitoring of gambling activities.
  - b. Hotel/Motel Taxes - A portion of the sales tax imposed on the costs of lodging at hotels, motels and similar establishments. The City has elected to impose the maximum rate of 4% which is credited against the state's 6.5% sales tax rate and does not result in any tax increase. Proceeds from this tax are restricted for tourism promotion; construction of stadiums, convention centers or performing art facilities; and other special purposes specifically authorized by state statute. (RCW 67).
  - c. Real Estate Excise Taxes (REET) - Taxes levied on all sales of real estate. The first quarter percent tax, or REET I, is dedicated to capital projects listed in the capital facilities plan element of the City comprehensive plan. The second quarter percent tax, or REET II, is dedicated to street improvements. (RCW 82)
2. Intergovernmental Revenues - Consists of state shared revenues, state entitlements, and governmental grants.
  - a. State Shared Revenues - Taxes levied by the state and distributed in proportion of amounts collected in each local jurisdiction.
  - b. State Entitlements - Distributed to local governments based on a distribution formula – either “per capita” or according to some eligibility criteria.



**City of Mount Vernon**  
**2015-2020 Capital Improvements Plan**  
**Revenue/Funding Sources and Alternatives**

**Governmental Funds**

- i. Motor Vehicle Fuel Tax - City Street - State-distributed taxes on motor vehicle fuels to be used for street maintenance purposes. Distribution is based on population. (RCW 35,RCW 46)
  - ii. Motor Vehicle Fuel Tax - Arterial Street - State distributed taxes on motor vehicle fuels to be used for construction, improvement of City arterial streets and related debt service.
  - iii. Criminal Justice Assistance Program - State law provides for the State Treasurer to distribute a portion of the Motor Vehicle Fuel Tax to eligible cities and counties. This distribution is to be expended exclusively for criminal justice purposes.
  - c. Fire Insurance Premium Tax - By statute 25 percent of the moneys received from the tax on fire insurance premiums is remitted annually to each eligible city, town, and fire protection district for credit to its firemen's pension fund. The amount remitted is determined by the proportion that the number of paid firemen of a participating city, town or fire protection district bears to the total of participating firemen statewide. This program is limited to the pension benefit of firemen employed prior to March 1, 1970 when the Washington Law Enforcement Officers' and Fire Fighters' Retirement System (LEOFF) was established.
  - d. Liquor Excise Tax - A percentage of taxes received from the retail sale of liquor is distributed to counties (20%) and cities and towns (80%) on a "per capita" basis. Recipients are required to contribute at least two percent of these funds to support alcoholism and other drug addiction programs. The City currently contributes seven percent. (RCW 70)
  - e. Liquor Control Board Receipts (Excess Profits) - All license fees, permit fees, penalties, forfeitures, and all other moneys, income, or revenue received by the Liquor Control Board are deposited in the Liquor Revolving Account in the State Treasury. These funds are distributed quarterly to counties (10%) and cities and towns (40%) on a "per capita" basis. Recipients are required to contribute at least two percent of these funds to support alcoholism and other drug addiction programs. The City currently contributes seven percent. (RCW 66, RCW 70).
3. Grants - Funding is received from state and federal governments to assist in the construction of major capital improvements. The following is a list of typical grants received by the City.
- |                              |                             |                                |
|------------------------------|-----------------------------|--------------------------------|
| • WSDOT                      | • WA DOE                    | • TIB                          |
| • Skagit County Economic Dev | • STP Regional              | • WA Traffic Safety Commission |
| • DHS FEMA                   | • SAFETEA-LU                |                                |
| • HUD CDBG                   | • Recreation & Cons Funding |                                |

**City of Mount Vernon**  
**2015-2020 Capital Improvements Plan**  
**Revenue/Funding Sources and Alternatives**

**Governmental Funds**

4. Other Governmental Contributions - Funds received from other governmental units to support specific services provided by the City.
  - Fire Protection Services
  - Library Services
  
5. Charges for Services - Fees and charges for professional, utility and other services rendered.
  - Sale of Maps
  - Civil Service Applications
  - Dispatch Charges
  - Land Use Planning Fees
  - Impact Fee Administration Fee
  - Utility Administrative Overhead Charges
  
6. Impact Fees - Fees charged to property developers to mitigate the impact of development on City infrastructure. The income from these fees must be expended within 6 years and can only be used to construct capital projects identified in the City's Capital Improvement Plan. Currently the City collects impact fees for the following purposes:
  - Transportation
  - Parks
  - Fire
  
7. Miscellaneous Revenue
  - a. Capital Reserve Funds - The City has created several Special Revenue Funds to accumulate funds from a variety of sources and are designated for specific purposes. The following funds are included in this category:
    - Paths and Trails Reserve
    - Parks Capital Reserve
    - Little Mountain Park Improvement Reserve
  
  - b. Donations - Funds are received from private sources to support specific projects or purpose.

# City of Mount Vernon 2015-2020 Capital Improvements Plan Revenue/Funding Sources and Alternatives

## Governmental Funds

### II. Borrowed Funds (Indebtedness)

**Long Term Debt** - Indebtedness obligations that exceed five years.

#### 1. Bonds

##### a. General Obligation Bonds

###### I. Voter Approved - Special Levy:

Description	Advantages	Disadvantages	Applicability
Long-term debt, backed by the full-faith and credit of the City. Low Interest rates	Non-revenue generating projects can be financed. Spreads burden of financing capital improvements among all property owners. Does not require use of existing revenues	Requires voter approval. Subject to legal debt limitations. Increases property tax levy.	Large, costly projects with long life.

###### II. Non-Voter Approved (Councilmanic) - General Levy - City can levy up to .75% of total assessed valuation.

##### b. Councilmanic Bonds:

Description	Advantages	Disadvantages	Applicability
A means by which the City may sell bonds to finance public improvements	Indebtedness may be incurred without voter approval.	Affects indebtedness limitations. Debt service expenses must be paid from existing revenue sources	Small To medium size capital assets/ public facility projects.

##### c. Local Improvement District Bonds (LIDs)

Description	Advantages	Disadvantages	Applicability
Bonds issued to pay for public improvements where specific private benefits exist. Payments on bonds are made by benefited property owners.	Requires little or no capital from City. Usually does not affect debt limitations. Election not required. Citizen involvement tends to result in an acceptable project.	Higher interest rates than General Obligation or revenue bonds. High administrative costs. Citizen support is never 100%.	Streets, sidewalks, parking lots

**City of Mount Vernon**  
**2015-2020 Capital Improvements Plan**  
**Revenue/Funding Sources and Alternatives**

**Governmental Funds**

2. Lease Purchase Agreements - A means by which the City can acquire equipment immediately without the necessary capital funds for outright purchase. Because interest paid is taxable to the recipient, interest rates tend to be higher.
3. Interfund Loans - One City fund (e.g. Street Fund) borrowing from another fund (Sewer Fund), by City Council Resolution/Ordinance. Must pay interest. Loaning fund must be well financed. Limited to relatively small funds.
4. State Loans - These funds are made available through a low interest loan program to assist municipalities in financing repairs/improvements required to maintain major public facilities.

**Short Term Debt** - Indebtedness obligations that are less than 5 years.

1. Notes - Cash flow problems may be solved by issuing Anticipation Notes. These notes are short-term obligations issued in anticipation of the future receipt of revenues from taxes, grants, bond proceeds, or other sources. These are often referred to as BANs (bond anticipation notes), GANs (grant anticipation notes), TANs (tax anticipation notes) or RANs (revenue anticipation notes). Generally, short-term, tax-exempt issues are in high demand. This can result in lower interest costs.

**Enterprise Funds**

***I. Existing Revenue Sources***

1. Intergovernmental Revenues - Consists mainly of state and federal grants to fund capital improvements.
2. Charges for Services - Fees charged to utility customers (Wastewater, Solid Waste & Surfacewater) and to other City funds (Equipment Rental) for services rendered.

**City of Mount Vernon  
2015-2020 Capital Improvements Plan  
Revenue/Funding Sources and Alternatives**

**Enterprise Funds**

3. Miscellaneous Revenues

- a. Contributions/Donations - Consists mainly of developer contributions to reserve funds for the repair/replacement and expansion of sewer utility infrastructure.
- b. Interest Income - Interest earned on investment of idle cash.
- c. Reserved Funds - Funds set aside to provide funding for future capital improvements or asset replacement.

**II. Borrowed Funds (Indebtedness)**

**Long Term Debt** - Indebtedness obligations that exceed five years.

1. Bonds

a. General Obligation Bonds

I. Voter Approved - Special Levy:

<u>Description</u>	<u>Advantages</u>	<u>Disadvantages</u>	<u>Applicability</u>
Long-term debt, backed by the full-faith and credit of the City. Low Interest rates	Non-revenue generating projects can be financed. Spreads burden of financing capital improvements among all property owners. Does not require use of existing revenues	Requires voter approval. Subject to legal debt limitations. Increases property tax levy.	Large, costly projects with long life.

II. Non-Voter Approved (Councilmanic) - General Levy - City can levy up to .75% of total assessed valuation.

b. Councilmanic Bonds:

<u>Description</u>	<u>Advantages</u>	<u>Disadvantages</u>	<u>Applicability</u>
A means by which the City may sell bonds to finance public improvements	Indebtedness may be incurred without voter approval.	Affects indebtedness limitations. Debt service expenses must be paid from existing revenue sources	Small To medium size capital assets/ public facility projects.

**City of Mount Vernon  
2015-2020 Capital Improvements Plan  
Revenue/Funding Sources and Alternatives**

**Enterprise Funds**

c. Local Improvement District Bonds (LIDs)

Description	Advantages	Disadvantages	Applicability
Bonds issued to pay for public improvements where specific private benefits exist. Payments on bonds are made by benefited property owners.	Requires little or no capital from City. Usually does not affect debt limitations. Election not required. Citizen involvement tends to result in an acceptable project.	Higher interest rates than General Obligation or revenue bonds. High administrative costs. Citizen support is never 100%.	Streets, sidewalks, parking lots

2. Lease/ Purchase Agreements - A means by which the City can acquire equipment immediately without the necessary capital funds for outright purchase. Because interest paid is taxable to the recipient, interest rates tend to be higher.
3. Interfund Loans – One City fund (e.g. Street Fund) borrowing from another fund (Sewer Fund), by City Council Resolution/Ordinance. Must pay interest. Loaning fund must be well financed. Limited to relatively small funds.
4. State Loans - These funds are made available through a low interest loan program to assist municipalities in financing repairs/improvements required to maintain major public facilities.

**Short Term Debt** - Indebtedness obligations that are less than 5 years.

1. Notes - Cash flow problems may be solved by issuing Anticipation Notes. These notes are short-term obligations issued in anticipation of the future receipt of revenues from taxes, grants, bond proceeds, or other sources. These are often referred to as BANs (bond anticipation notes), GANs (grant anticipation notes), TANs (tax anticipation notes) or RANs (revenue anticipation notes). Generally, short-term, tax- exempt issues are in high demand. This can result in lower interest costs.

**Capital Improvement Plan 2015 - 2020**  
**Governmental Operating Funds (General Tax Revenues)**  
**6-Year Outlook (No New Positions)**

	2013	2014	2015	2016	2017	2018	2019	2020
	ACTUAL	BUD/EST	PROJECTED	PROJECTED	PROJECTED	PROJECTED	PROJECTED	PROJECTED
Cash Carry Forward	4,103,426	4,365,859	3,862,821	3,214,030	2,389,067	1,483,125	542,726	(496,099)
<b>REVENUE</b>								
Property Tax (1)	6,948,247	6,887,999	7,025,759	7,166,274	7,381,262	7,602,700	7,830,781	8,065,705
Sales Tax (2)	5,468,436	5,600,000	5,712,000	5,826,240	5,942,765	6,061,620	6,182,852	6,306,510
B & O (Utility) Tax (3)	3,486,416	3,708,500	3,782,670	3,858,323	3,935,490	4,014,200	4,094,484	4,176,373
Other Taxes (4)	673,194	680,000	693,600	707,472	721,621	736,054	750,775	765,790
Licenses and Permits (4)	455,697	461,000	474,830	489,075	503,747	518,860	534,425	550,458
Building Permits (5)	553,314	531,000	540,000	550,000	550,000	600,000	600,000	600,000
Intergovernmental (6)	1,475,837	1,726,342	1,440,000	1,450,000	1,460,000	1,470,000	1,480,000	1,490,000
Charges for Services	2,505,207	2,775,900	2,660,000	2,713,200	2,767,464	2,822,813	2,879,270	2,936,855
Fines and Forfeits	266,194	312,400	340,000	350,000	360,000	370,000	380,000	390,000
Misc. Revenue	402,769	400,660	450,000	450,000	500,000	550,000	600,000	650,000
Other Financing Sources	158,000	268,000	275,000	280,000	280,000	285,000	285,000	290,000
Sub-Total	22,393,311	23,351,801	23,393,859	23,840,584	24,402,350	25,031,247	25,617,587	26,221,691
<b>Total Resources</b>	<b>26,496,737</b>	<b>27,717,660</b>	<b>27,256,680</b>	<b>27,054,615</b>	<b>26,791,416</b>	<b>26,514,372</b>	<b>26,160,313</b>	<b>25,725,592</b>
<b>EXPENDITURES</b>								
Salaries (7)	12,417,076	13,138,370	13,401,137	13,669,160	13,942,543	14,221,394	14,505,822	14,795,939
Benefits (8)	4,478,580	4,690,319	4,924,835	5,171,077	5,429,631	5,701,112	5,986,168	6,285,476
Supplies (9)	416,564	521,466	531,895	542,533	553,384	564,452	575,741	587,255
Other Svcs/Charges (9)	3,144,169	3,745,573	3,514,484	3,584,774	3,656,470	3,729,599	3,804,191	3,880,275
Intergovernmental (10)	1,337,838	1,358,135	1,385,298	1,413,004	1,441,264	1,470,089	1,499,491	1,529,481
Capital (11)	306,151	173,476	200,000	200,000	200,000	200,000	200,000	200,000
Debt Service	0	207,500	0	0	0	0	0	0
Transfers Out	30,500	20,000	20,000	20,000	20,000	20,000	20,000	20,000
<b>Total Expenditures</b>	<b>22,130,878</b>	<b>23,854,839</b>	<b>23,977,650</b>	<b>24,600,548</b>	<b>25,243,291</b>	<b>25,906,646</b>	<b>26,591,412</b>	<b>27,298,425</b>
Surplus (Deficit) Available for CIP	4,365,859	3,862,821	3,279,030	2,454,067	1,548,125	607,726	(431,099)	(1,572,833)
<b>CIP Funded Expenditures</b>	<b>0</b>	<b>0</b>	<b>65,000</b>	<b>65,000</b>	<b>65,000</b>	<b>65,000</b>	<b>65,000</b>	<b>65,000</b>
Funding Surplus/(Shortfall)	4,365,859	3,862,821	3,214,030	2,389,067	1,483,125	542,726	(496,099)	(1,637,833)

**NOTES/ASSUMPTIONS:**

- (1) Property taxes (2015-2016) are projected to increase at an annual rate of 2% (a combination of 1% levy incr plus 1% growth). 2017-2020 increase at 3% rate due to growth.
- (2) Sales taxes (2015 - 2020) are estimated to increase 2% annually. Adjusted 2014 budget based on actual growth.
- (3) B & O taxes (utility taxes) are projected to increase at an annual rate of 2%.
- (4) Other taxes and licenses and permits are projected to increase at an annual rate of 2% and 3%, respectively.
- (5) Building permits category includes sewer permits and fire permits.
- (6) Intergovt revenues are projected at a level based on ongoing intergovt grants and revenues consistent with 2014 less one-time grants, COPS expires in 2014.
- (7) Salaries: projected annual increases of 2%.
- (8) Benefits: projected annual increases: 5% for 2015 - 2020 (6% med increase, weighted with other minimal increases).
- (9) Other operating costs projected to increase at annual rate of 2%.
- (10) Intergovernmental expenditures are projected to increase at an annual rate of 2%.
- (11) Assumes minimal capital expenditures (2015-2020).

**Capital Improvement Plan 2015 - 2020**  
**Governmental Capital Project Funds**  
**6-Year Outlook**

	2013 ACTUAL	2014 BUD/EST	2015 PROJ	2016 PROJ	2017 PROJ	2018 PROJ	2019 PROJ	2020 PROJ
<b>MOTOR VEHICLE FUEL TAX - USE RESTRICTED TO ARTERIAL STREET IMPROVEMENTS ON 6 YEAR STREET PLAN (ARTERIAL STREET FUND) (102)</b>								
Beginning Cash Balance	647,878	435,878	156,878	158,447	160,031	211,632	265,864	321,181
Revenues: Taxes (4)	0	0	0	0	50,000	50,000	50,000	50,000
Grants	0	722,500	50,000	0	0	289,000	0	0
Miscellaneous/Transfers In	0	0	0	0	0	0	0	0
Interest (3)	0	0	1,569	1,584	1,600	4,233	5,317	6,424
Available Funds:	647,878	1,158,378	208,447	160,031	211,632	554,864	321,181	377,605
<b>CIP Funded Expenditures</b>								
Street Improvements	212,000	1,001,500	50,000	0	0	289,000	0	0
Total Funded CIP Expenditures	212,000	1,001,500	50,000	0	0	289,000	0	0
Ending Cash Balance	435,878	156,878	158,447	160,031	211,632	265,864	321,181	377,605
<b>PATHS AND TRAILS - USE RESTRICTED TO CONSTRUCTION OF OFF-ROAD PATHS AND TRAILS (105)</b>								
Beginning Cash Balance	99,166	95,193	58,493	62,411	66,401	70,465	75,309	80,283
Revenues: Gas Taxes (2)	3,333	3,300	3,333	3,366	3,400	3,434	3,468	3,503
Miscellaneous/Transfers In	0							
Interest (3)	0	0	585	624	664	1,409	1,506	1,606
Available Funds:	102,499	98,493	62,411	66,401	70,465	75,309	80,283	85,392
<b>CIP Funded Expenditures</b>								
Path/Trails Projects	7,306	40,000	0	0	0	0	0	0
Total Funded CIP Expenditures	7,306	40,000	0	0	0	0	0	0
Ending Cash Balance	95,193	58,493	62,411	66,401	70,465	75,309	80,283	85,392
<b>LITTLE MOUNTAIN IMPROVEMENT FUND - USED FOR LITTLE MOUNTAIN PARK (107)</b>								
Beginning Cash Balance	49,418	67,406	42,406	78,830	115,618	152,775	191,830	231,667
Revenues: Rental/Cell Tower Fees (2)	33,293	32,000	36,000	36,000	36,000	36,000	36,000	36,000
Interest (3)	0	0	424	788	1,156	3,055	3,837	4,633
Transfers In	0	10,000						
Grants/Donations/Timber Sale	15,000	35,000	0	0	0	0	0	0
Available Funds:	97,711	144,406	78,830	115,618	152,775	191,830	231,667	272,300
<b>CIP Funded Expenditures</b>								
Projects/Prof. Services	30,305	102,000	0	0	0	0	0	0
Total Funded CIP Expenditures	30,305	102,000	0	0	0	0	0	0
Ending Cash Balance	67,406	42,406	78,830	115,618	152,775	191,830	231,667	272,300



**Capital Improvement Plan 2015 - 2020**  
**Governmental Capital Project Funds**  
**6-Year Outlook**

	2013 ACTUAL	2014 BUD/EST	2015 PROJ	2016 PROJ	2017 PROJ	2018 PROJ	2019 PROJ	2020 PROJ
<b>PARKS CAPITAL IMPROVEMENTS FUND (115)</b>								
Beginning Cash Balance	216,868	190,826	94,826	153,774	218,312	288,495	377,265	472,810
Revenues: Pacific Quarry Royalties	0	0	0	0	10,000	20,000	30,000	40,000
Stokely Tower Lease	66,844	62,000	58,000	58,000	58,000	58,000	58,000	58,000
Contributions/Grants	0	25,000	0	5,000	0	5,000	0	5,000
Transfers In (Out)	80,000	0	0	0	0	0	0	0
Interest (3)	0	0	948	1,538	2,183	5,770	7,545	9,456
Available Funds	363,712	277,826	153,774	218,312	288,495	377,265	472,810	585,267
<b>CIP Funded Expenditures</b>								
Parks Projects	172,886	183,000	0	0	0	0	0	0
Total Funded CIP Expenditures	172,886	183,000	0	0	0	0	0	0
Ending Cash Balance	190,826	94,826	153,774	218,312	288,495	377,265	472,810	585,267
<b>REAL ESTATE EXCISE TAX - (REET I) USE RESTRICTED TO CAPITAL PROJECTS LISTED IN THE 6 YEAR CIP (304)</b>								
Beginning Cash Balance	76,920	184,002	129,152	249,669	420,640	642,747	993,102	1,401,039
Revenues: Taxes (1)	395,047	300,000	350,000	400,000	450,000	450,000	500,000	500,000
Contributions/Rents/Grants	4,800	4,800	4,800	4,800	4,800	4,800	4,800	4,800
Transfers In	20,000	0	0	0	0	0	0	0
Interest (3)	1,580	0	1,292	2,497	4,206	12,855	19,862	28,021
Available Funds:	498,347	488,802	485,244	656,965	879,647	1,110,402	1,517,764	1,933,859
<b>CIP Funded Expenditures</b>								
Misc Capital Improvements	80,295	125,000	0	0	0	0	0	50,000
Debt Service:								
Riverside Bridge-PWTF Ln	120,175	119,600	119,025	118,450	117,875	117,300	116,725	116,150
Public Safety Building	113,875	115,050	116,550	117,875	119,025	0	0	0
Total Funded CIP Expenditures	314,345	359,650	235,575	236,325	236,900	117,300	116,725	166,150
Ending Cash Balance	184,002	129,152	249,669	420,640	642,747	993,102	1,401,039	1,767,709
<b>PARKS IMPACT FEES - USE RESTRICTED TO PARKS CAPITAL PROJECTS LISTED IN 6 YEAR CIP (311)</b>								
Beginning Cash Balance	138,194	38,322	73,322	114,055	160,196	206,798	255,934	311,052
Revenues: Impact Fees	46,678	35,000	40,000	45,000	45,000	45,000	50,000	50,000
Transfers in	0	0	0	0	0	0	0	0
Interest (3)	37	0	733	1,141	1,602	4,136	5,119	6,221
Available Funds:	184,909	73,322	114,055	160,196	206,798	255,934	311,052	367,273
<b>CIP Funded Expenditures</b>								
Parks Projects	146,587	0	0	0	0	0	0	0
Ending Cash Balance	38,322	73,322	114,055	160,196	206,798	255,934	311,052	367,273

**Capital Improvement Plan 2015 - 2020**  
**Governmental Capital Project Funds**  
**6-Year Outlook**

	2013 ACTUAL	2014 BUD/EST	2015 PROJ	2016 PROJ	2017 PROJ	2018 PROJ	2019 PROJ	2020 PROJ
<b>FIRE IMPACT FEES - USE RESTRICTED TO FIRE SERVICE CAPITAL PROJECTS LISTED IN 6 YEAR CIP (312)</b>								
Beginning Cash Balance	156,611	153,277	81,277	62,090	77,711	93,488	110,358	132,565
Revenues: Impact Fees	21,494	10,000	10,000	15,000	15,000	15,000	20,000	20,000
Cell Tower Leases/Grants	0	0	0	0	0	0	0	0
Interest (3)	1,448	0	813	621	777	1,870	2,207	2,651
Available Funds:	179,553	163,277	92,090	77,711	93,488	110,358	132,565	155,216
<b>CIP Funded Expenditures</b>								
Fire Capital Expend	26,276	82,000	30,000	0	0	0	0	0
Total Funded CIP Expenditures	26,276	82,000	30,000	0	0	0	0	0
Ending Cash Balance	153,277	81,277	62,090	77,711	93,488	110,358	132,565	155,216
<b>TRANSPORTATION IMPACT FEES - USE RESTRICTED TO TRANSPORTATION/STREET CAPITAL PROJECTS LISTED IN 6 YEAR CIP (313)</b>								
Beginning Cash Balance	1,132	42,125	52,125	62,646	73,273	94,005	125,886	168,403
Revenues: Impact Fees	40,983	10,000	10,000	10,000	20,000	30,000	40,000	50,000
Interest (3)	10	0	521	626	733	1,880	2,518	3,368
Available Funds:	42,125	52,125	62,646	73,273	94,005	125,886	168,403	221,771
<b>CIP Funded Expenditures</b>								
Street Projects	0	0	0	0	0	0	0	0
Ending Cash Balance	42,125	52,125	62,646	73,273	94,005	125,886	168,403	221,771
<b>REET II: USE RESTRICTED TO STREETS PROJECTS LISTED IN THE 6 YEAR CIP (314)</b>								
Beginning Cash Balance	284,341	248,629	88,629	(7,485)	(54,485)	160,515	378,726	651,300
Revenues: Taxes (1)	395,047	300,000	350,000	400,000	450,000	450,000	500,000	500,000
Contributions/Don/Grants	20							
Transfers in	0	0						
Interest (3)	3,276	0	886	0	0	3,210	7,575	13,026
Available Funds:	682,684	548,629	439,515	392,515	395,515	613,726	886,300	1,164,326
<b>CIP Funded Expenditures</b>								
Street Improvements	434,055	460,000	447,000	447,000	235,000	235,000	235,000	235,000
Total Funded CIP Expenditures	434,055	460,000	447,000	447,000	235,000	235,000	235,000	235,000
Ending Cash Balance	248,629	88,629	(7,485)	(54,485)	160,515	378,726	651,300	929,326

**NOTES/ASSUMPTIONS:**

- (1) The 2014 budget estimates \$300,000 for both REET I and REET II taxes.
- (2) Taxes, fees and donations = Based on historical collections and reasonable future estimates.
- (3) Interest = Beginning Cash Balance times 1.0% for 2015 to 2017, and 2.0% thereafter (estimated investment rate).
- (4) Prior to 2009 a percentage of motor vehicle fuel tax was allocated to Fund 102. Assume \$50,000/year beginning in 2017.

**Capital Improvement Plan  
2015 - 2020  
Debt Service Schedule**

<b>FUND TYPE</b>	2013	2014	2015	2016	2017	2018	2019	2020
<b>REET I FUND</b>								
Public Safety Building LTGO (4)	113,375	115,050	116,550	117,875	119,025	-	-	
Riverside Bridge-Public Works Trust Fund Loan (5)	120,175	119,600	119,025	118,450	117,875	117,300	116,725	116,150
<b>TOTAL REET I FUND</b>	<b>233,550</b>	<b>234,650</b>	<b>235,575</b>	<b>236,325</b>	<b>236,900</b>	<b>117,300</b>	<b>116,725</b>	<b>116,150</b>
<b>WASTEWATER FUND</b>								
Public Works Trust Fund Loans								
1996	22,016	21,805	21,593	21,382	-	-	-	
2003 WWTP Outfall Project	59,119	58,839	58,559	58,279	57,998	57,718	57,438	57,158
2004 WWTP Upgrade Design - Preconstr.	56,564	56,298	56,031	55,764	55,497	55,230	54,963	54,697
2006 WWTP Upgrade Construction (\$7.0M) (1)	396,529	394,676	392,824	390,971	389,118	387,265	385,412	383,559
2008 WWTP Upgrade Construction (\$10.0M) (3)	568,421	565,789	563,158	560,526	557,895	555,263	552,632	550,000
DOE Loan								
2006 WWTP Upgrade Construction (\$17.36M) (2)	1,111,062	1,111,062	1,111,062	1,111,062	1,111,062	1,111,062	1,111,062	1,111,062
Phase I	89,254	89,254	89,254	89,254	89,254	89,255	-	
Phase II	112,245	112,245	112,245	112,245	112,244	112,244	-	
<b>TOTAL WASTEWATER FUND</b>	<b>2,415,210</b>	<b>2,409,968</b>	<b>2,404,726</b>	<b>2,399,483</b>	<b>2,373,068</b>	<b>2,368,037</b>	<b>2,161,507</b>	<b>2,156,476</b>
<b>SURFACEWATER UTILITY FUND</b>								
Public Works Trust Fund Loan								
1996 (6)	184,887	179,934	174,982	170,030	-	-	-	-
<b>TOTAL SURFACEWATER FUND</b>	<b>184,887</b>	<b>179,934</b>	<b>174,982</b>	<b>170,030</b>	<b>-</b>	<b>-</b>	<b>-</b>	<b>-</b>

**NOTES/ASSUMPTIONS**

- (1) City secured a public works trust fund loan for \$7,000,000 at .5% interest, 20 year term
- (2) City secured a DOE state revolving loan for \$16,963,791 at 2.6% interest, 20 year term
- (3) City secured a public works trust fund loan for \$10,000,000 at .5% interest, 20 year term
- (4) Public safety LTGO bonds will be paid in full in 2017.
- (5) Riverside Bridget PWTF loan will be paid in full in 2021.
- (6) City secured a public works trust fund loan for the Kulshan Pump Station for \$2,790,000 at .5% interest, 20 year term. Will be paid in full in 2016.

**Capital Improvement Plan 2015 - 2020**  
**Utility Operating Funds**  
**6-Year Outlook**

<b>FUND</b>	2013 ACTUAL	2014 BUD/EST	2015 PROJ	2016 PROJ	2017 PROJ	2018 PROJ	2019 PROJ	2020 PROJ
<b>WASTEWATER UTILITY</b>								
Beginning Working Capital (1)	3,899,057	4,241,627	4,143,101	4,055,486	3,995,194	3,983,581	3,939,484	4,123,689
<b>RECEIPTS</b>								
Charges for Services (4)	7,935,476	7,947,000	8,066,205	8,187,198	8,310,006	8,434,656	8,561,176	8,689,594
Intergovernmental Service Chgs	83,375	92,000	93,840	95,717	97,631	99,584	101,575	103,607
Interest Earnings (3)	33,718	14,000	41,431	40,555	39,952	79,672	78,790	82,474
Transfer In-Sewer Connections (8)	315,000	315,000	315,000	315,000	315,000	315,000	315,000	315,000
Miscellaneous Revenues	108,938	78,000	80,000	80,000	80,000	80,000	80,000	80,000
<b>Total Receipts</b>	<b>8,476,507</b>	<b>8,446,000</b>	<b>8,596,476</b>	<b>8,718,470</b>	<b>8,842,589</b>	<b>9,008,912</b>	<b>9,136,541</b>	<b>9,270,674</b>
<b>Total Resources</b>	<b>12,375,564</b>	<b>12,687,627</b>	<b>12,739,577</b>	<b>12,773,956</b>	<b>12,837,784</b>	<b>12,992,493</b>	<b>13,076,025</b>	<b>13,394,364</b>
<b>EXPENSES/USES</b>								
Operations/Maintenance (2)	3,986,318	4,357,358	4,444,505	4,533,395	4,624,063	4,716,544	4,810,875	4,907,093
Taxes (7)	700,470	724,000	734,860	745,883	757,071	768,427	779,954	791,653
Debt Service	2,415,210	2,409,968	2,404,726	2,399,483	2,373,068	2,368,037	2,161,507	2,156,476
Capital Expenses	31,939	53,200	100,000	100,000	100,000	100,000	100,000	100,000
<b>Total Expenditures</b>	<b>7,133,937</b>	<b>7,544,526</b>	<b>7,684,091</b>	<b>7,778,761</b>	<b>7,854,202</b>	<b>7,953,009</b>	<b>7,852,336</b>	<b>7,955,222</b>
Contributions to Other Funds	1,000,000	1,000,000	1,000,000	1,000,000	1,000,000	1,100,000	1,100,000	1,100,000
<b>Total Uses of Funds</b>	<b>8,133,937</b>	<b>8,544,526</b>	<b>8,684,091</b>	<b>8,778,761</b>	<b>8,854,202</b>	<b>9,053,009</b>	<b>8,952,336</b>	<b>9,055,222</b>
Capital Projects	0	0	0	0	0	0	0	0
<b>Ending Working Capital</b>	<b>4,241,627</b>	<b>4,143,101</b>	<b>4,055,486</b>	<b>3,995,194</b>	<b>3,983,581</b>	<b>3,939,484</b>	<b>4,123,689</b>	<b>4,339,142</b>
<b>SURFACEWATER UTILITY</b>								
Beginning Working Capital (1)	1,598,333	1,712,891	1,268,785	802,667	566,742	562,934	548,699	487,682
<b>RECEIPTS</b>								
Charges for Services (5)	1,533,721	1,540,300	1,555,703	1,571,260	1,586,973	1,602,842	1,618,871	1,635,059
Intergovernmental & Contributions	46,775	20,000	35,000	35,000	35,000	35,000	35,000	35,000
Miscellaneous and Transfers In	8,925	0	0	0	0	0	0	0
Interest Earnings (3)	13,069	5,000	12,688	8,027	5,667	11,259	10,974	9,754
<b>Total Receipts</b>	<b>1,602,490</b>	<b>1,565,300</b>	<b>1,603,391</b>	<b>1,614,287</b>	<b>1,627,640</b>	<b>1,649,101</b>	<b>1,664,845</b>	<b>1,679,813</b>
Revenue in excess of Budget								
<b>Total Resources</b>	<b>3,200,823</b>	<b>3,278,191</b>	<b>2,872,176</b>	<b>2,416,954</b>	<b>2,194,382</b>	<b>2,212,035</b>	<b>2,213,543</b>	<b>2,167,496</b>
<b>EXPENSES/USES</b>								
Operations/Maintenance (2)	1,212,276	1,482,672	1,512,325	1,542,572	1,573,423	1,604,892	1,636,990	1,669,729
Taxes (7)	23,445	26,800	27,202	27,610	28,024	28,445	28,871	29,304
Debt Service	184,887	179,934	174,982	170,030	-	-	-	-
Capital Expenses	67,324	320,000	30,000	30,000	30,000	30,000	30,000	30,000
<b>Total Expenditures</b>	<b>1,487,932</b>	<b>2,009,406</b>	<b>1,744,509</b>	<b>1,770,212</b>	<b>1,631,448</b>	<b>1,663,336</b>	<b>1,695,861</b>	<b>1,729,034</b>
<b>Total Uses of Funds</b>	<b>1,487,932</b>	<b>2,009,406</b>	<b>1,744,509</b>	<b>1,770,212</b>	<b>1,631,448</b>	<b>1,663,336</b>	<b>1,695,861</b>	<b>1,729,034</b>
Capital Projects	0	0	325,000	80,000	0	0	30,000	785,000
<b>Ending Working Capital</b>	<b>1,712,891</b>	<b>1,268,785</b>	<b>802,667</b>	<b>566,742</b>	<b>562,934</b>	<b>548,699</b>	<b>487,682</b>	<b>(346,538)</b>

**Capital Improvement Plan 2015 - 2020**  
**Utility Operating Funds**  
**6-Year Outlook**

<b>FUND</b>	2013 ACTUAL	2014 BUD/EST	2015 PROJ	2016 PROJ	2017 PROJ	2018 PROJ	2019 PROJ	2020 PROJ
<b>SOLID WASTE UTILITY</b>								
Beginning Working Capital (1)	1,216,929	1,508,491	1,767,395	2,016,229	2,225,539	2,393,632	2,542,704	2,648,759
<b>RECEIPTS</b>								
Charges for Services (6)	4,916,231	4,935,700	4,985,057	5,034,908	5,085,257	5,136,109	5,187,470	5,239,345
Miscellaneous	24,298	25,000	10,000	10,000	10,000	10,000	10,000	10,000
Interest Earnings (3)	13,063	4,000	17,674	20,162	22,255	47,873	50,854	52,975
Total Receipts	4,953,592	4,964,700	5,012,731	5,065,070	5,117,512	5,193,982	5,248,324	5,302,320
Revenue in excess of Budget								
<b>Total Resources</b>	<b>6,170,521</b>	<b>6,473,191</b>	<b>6,780,126</b>	<b>7,081,299</b>	<b>7,343,051</b>	<b>7,587,614</b>	<b>7,791,028</b>	<b>7,951,079</b>
<b>EXPENSES/USES</b>								
Operations/Maintenance (2)	4,040,184	4,103,796	4,185,872	4,269,589	4,354,981	4,442,081	4,530,922	4,530,922
Taxes (7)	519,899	535,000	543,025	551,170	559,438	567,829	576,347	576,347
Capital Expenses	101,947	67,000	35,000	35,000	35,000	35,000	35,000	35,000
Total Expenditures	4,662,030	4,705,796	4,763,897	4,855,760	4,949,419	5,044,910	5,142,269	5,142,269
Contributions to Other Funds	0	0	0	0	0	0	0	0
Total Uses of Funds	4,662,030	4,705,796	4,763,897	4,855,760	4,949,419	5,044,910	5,142,269	5,142,269
Capital Projects	0	0	0	0	0	0	0	0
<b>Ending Working Capital</b>	<b>1,508,491</b>	<b>1,767,395</b>	<b>2,016,229</b>	<b>2,225,539</b>	<b>2,393,632</b>	<b>2,542,704</b>	<b>2,648,759</b>	<b>2,808,810</b>

**NOTES/ASSUMPTIONS:**

- (1) Beginning Working Capital: Unreserved Cash/Investments + Cash/Investments reserved for debt service plus or minus any liquid balance sheet items
- (2) Combined wages, benefits and all other operating costs to increase at annual rate of 2%.
- (3) Interest earnings estimate = Cash Carry Forward times 1.0% for 2015 to 2017 and 2.0% thereafter (estimated investment rate).
- (4) Charges for Services projections: Wastewater Utility annual growth estimated at 1.5% for 2015 - 2020. 2013 was final year of a 6-year rate increase (1.5%)
- (5) Charges for Services projections: Annual growth for Surfacewater Utility estimated at 1% for 2015 - 2020.
- (6) Charges for Services projections: Solid Waste Utility annual growth estimated at 1.0% for 2015 - 2020. Last rate increase was in 2012; final year of a 3-yr rate increase.
- (7) Taxes = 1.5% annual growth for all utilities.
- (8) Beginning in 2010, sewer connection fees (Fund 411) transfer in \$315,000 per year towards debt service related to the WWTP Upgrade Project.

**Capital Improvement Plan 2015 - 2020**  
**Wastewater Utility Capital Reserve Funds**  
**6-Year Outlook**

	2013 ACTUAL	2014 BUD/EST	2015 PROJ	2016 PROJ	2017 PROJ	2018 PROJ	2019 PROJ	2020 PROJ
<b>SEWER EXPANSION FUND (411) (FUNDING PROVIDED BY DEVELOPMENT FEES) (4)</b>								
Beginning Cash Balance	1,591,506	1,846,294	1,976,694	2,118,861	2,327,332	2,624,805	3,049,701	3,483,095
Revenue:								
Contributions (2)	885,297	700,000	700,000	700,000	600,000	700,000	700,000	700,000
Grants								
Interest (1)	14,205	8,000	19,767	21,189	23,273	52,496	60,994	69,662
Transfers In								
Funds Available	2,491,008	2,554,294	2,696,461	2,840,050	2,950,605	3,377,301	3,810,695	4,252,757
<b>CIP Funded Expenditures</b>								
Transfers Out (4)	315,000	315,000	315,000	315,000	315,000	315,000	315,000	315,000
Taxes	14,218	12,600	12,600	12,600	10,800	12,600	12,600	12,600
Skagit Highlands E College Way Interceptor	234,449	250,000	250,000	135,118	0	0	0	0
Capital Projects	81,047	0	0	50,000	0	0	0	0
Total Funded CIP Expenditures	644,714	577,600	577,600	512,718	325,800	327,600	327,600	327,600
Ending Cash Balance	1,846,294	1,976,694	2,118,861	2,327,332	2,624,805	3,049,701	3,483,095	3,925,157
<b>SEWER CAPITAL RESERVE (412) (FUNDING PROVIDED BY ANNUAL TRANSFER FROM WASTEWATER UTILITY)</b>								
Beginning Cash Balance	2,241,674	2,349,260	1,769,260	1,481,953	915,772	919,930	1,678,328	2,421,895
Revenue:								
Transfers In (3)	1,000,000	1,000,000	1,000,000	1,000,000	1,000,000	1,100,000	1,100,000	1,100,000
Miscellaneous	0	0						
Interest (1)	16,771	12,000	17,693	14,820	9,158	18,399	33,567	48,438
Funds Available	3,258,445	3,361,260	2,786,953	2,496,772	1,924,930	2,038,328	2,811,895	3,570,333
<b>CIP Funded Expenditures</b>								
Capital Projects	909,185	1,592,000	1,305,000	1,581,000	1,005,000	360,000	390,000	60,000
Total Funded CIP Expenditures	909,185	1,592,000	1,305,000	1,581,000	1,005,000	360,000	390,000	60,000
Ending Cash Balance	2,349,260	1,769,260	1,481,953	915,772	919,930	1,678,328	2,421,895	3,510,333

**NOTES/ASSUMPTIONS:**

- (1) Interest = Beginning Cash Balance times 1.0% for 2015 to 2017 and 2.0% thereafter (estimated investment rate).
- (2) Contributions: sewer connection fees are adjusted annually based on engineering inflation index. The residential connection fee is \$6,203 in 2014.
- (3) Transfers in are equal to transfers out in Sewer Utility (fund 401) for 2013 to 2020.
- (4) Beginning in 2010, sewer connection fees (Fund 411) transfer \$315,000 (to Fund 401) per year towards debt service related to the WWTP Upgrade Project.

**City of Mount Vernon CIP 2015 - 2020**  
**Capital Improvement Plan**  
**Funding By Source - Funded**

(\$ in 000's)

Revenue Sources	Total Capital Costs:	2015	2016	2017	2018	2019	2020
<b>001 Current Expense Fund</b>							
G-13-01 GENERAL FACILITY INFRASTRUCTURE IMPROVEMENTS		\$50.0	\$50.0	\$50.0	\$50.0	\$50.0	\$50.0
General Facilities	Total: \$300.0	\$50.0	\$50.0	\$50.0	\$50.0	\$50.0	\$50.0
T-00-02 LOCAL STREET IMPROVEMENTS - REET II FUNDS		\$150.0	\$150.0	\$150.0	\$150.0	\$150.0	\$150.0
Transportation	Total: \$900.0	\$150.0	\$150.0	\$150.0	\$150.0	\$150.0	\$150.0
	<b>Grand Total: \$1,200.0</b>	<b>\$200.0</b>	<b>\$200.0</b>	<b>\$200.0</b>	<b>\$200.0</b>	<b>\$200.0</b>	<b>\$200.0</b>
<b>101 Street Fund</b>							
T-00-02 LOCAL STREET IMPROVEMENTS - REET II FUNDS		\$143.0	\$143.0	\$143.0	\$143.0	\$143.0	\$143.0
T-07-02 SIGNAL MAINTENANCE PROGRAM		\$15.0	\$15.0	\$15.0	\$15.0	\$15.0	\$15.0
T-15-01 LED STREET LIGHT INSTALLATION PROJECT		\$296.0	\$0.0	\$0.0	\$0.0	\$0.0	\$0.0
Transportation	Total: \$1,244.0	\$454.0	\$158.0	\$158.0	\$158.0	\$158.0	\$158.0
	<b>Grand Total: \$1,244.0</b>	<b>\$454.0</b>	<b>\$158.0</b>	<b>\$158.0</b>	<b>\$158.0</b>	<b>\$158.0</b>	<b>\$158.0</b>
<b>304 REET I</b>							
T-08-01 SIDEWALK GAP PROGRAM		\$0.0	\$0.0	\$0.0	\$0.0	\$0.0	\$50.0
Transportation	Total: \$50.0	\$0.0	\$0.0	\$0.0	\$0.0	\$0.0	\$50.0
	<b>Grand Total: \$50.0</b>	<b>\$0.0</b>	<b>\$0.0</b>	<b>\$0.0</b>	<b>\$0.0</b>	<b>\$0.0</b>	<b>\$50.0</b>

**City of Mount Vernon CIP 2015 - 2020**  
**Capital Improvement Plan**  
**Funding By Source - Funded**

(\$ in 000's)

Revenue Sources	Total Capital Costs:	2015	2016	2017	2018	2019	2020
<b>312 Impact Fees</b>							
F-04-01	THERMAL IMAGING CAMERAS	\$30.0	\$0.0	\$0.0	\$0.0	\$0.0	\$0.0
Fire	Total:	\$30.0	\$0.0	\$0.0	\$0.0	\$0.0	\$0.0
<b>Grand Total:</b>		<b>\$30.0</b>	<b>\$0.0</b>	<b>\$0.0</b>	<b>\$0.0</b>	<b>\$0.0</b>	<b>\$0.0</b>
<b>314 REET II</b>							
T-00-02	LOCAL STREET IMPROVEMENTS - REET II FUNDS	\$225.0	\$225.0	\$225.0	\$225.0	\$225.0	\$225.0
T-06-10	COLLEGE WAY SR 538 @ I-5 LANE CAPACITY IMPROVEMENTS	\$212.0	\$212.0	\$0.0	\$0.0	\$0.0	\$0.0
T-07-02	SIGNAL MAINTENANCE PROGRAM	\$10.0	\$10.0	\$10.0	\$10.0	\$10.0	\$10.0
Transportation	Total:	\$1,834.0	\$447.0	\$447.0	\$235.0	\$235.0	\$235.0
<b>Grand Total:</b>		<b>\$1,834.0</b>	<b>\$447.0</b>	<b>\$447.0</b>	<b>\$235.0</b>	<b>\$235.0</b>	<b>\$235.0</b>



**City of Mount Vernon CIP 2015 - 2020**  
**Capital Improvement Plan**  
**Funding By Source - Funded**

(\$ in 000's)

Revenue Sources	Total Capital Costs:	2015	2016	2017	2018	2019	2020	
<b>403 Surfacewater Utility</b>								
D-01-05	PARK ST. PUMP STATION	\$0.0	\$0.0	\$0.0	\$0.0	\$30.0	\$0.0	
D-05-03	WEST MOUNT VERNON STORMWATER FORCE MAIN UPGRADE	\$75.0	\$0.0	\$0.0	\$0.0	\$0.0	\$0.0	
D-06-02	FREEWAY DRIVE STORMWATER FORCE MAIN IMPROVEMENTS	\$0.0	\$0.0	\$0.0	\$0.0	\$0.0	\$385.0	
D-09-01	KULSHAN PUMP STATION CONTROL SYSTEM UPGRADE	\$0.0	\$30.0	\$0.0	\$0.0	\$0.0	\$0.0	
D-12-01	STORM SYSTEM RESTORATION PROGRAM	\$200.0	\$0.0	\$0.0	\$0.0	\$0.0	\$0.0	
D-13-03	COLLEGE WAY PUMP STATION CAPACITY ANALYSIS	\$50.0	\$0.0	\$0.0	\$0.0	\$0.0	\$0.0	
D-14-01	LOGAN CREEK STREAM RESTORATION PROJECT	\$0.0	\$50.0	\$0.0	\$0.0	\$0.0	\$0.0	
D-14-03	KULSHAN CREEK FLOOD REDUCTION PROJECT	\$0.0	\$0.0	\$0.0	\$0.0	\$0.0	\$400.0	
SurfaceWater	Total:	\$1,220.0	\$325.0	\$80.0	\$0.0	\$0.0	\$30.0	\$785.0
<b>Grand Total:</b>		<b>\$1,220.0</b>	<b>\$325.0</b>	<b>\$80.0</b>	<b>\$0.0</b>	<b>\$0.0</b>	<b>\$30.0</b>	<b>\$785.0</b>
<b>411 Sewer Facilities Expansion Fund</b>								
S-12-05	ALDER LANE GENERATOR	\$0.0	\$50.0	\$0.0	\$0.0	\$0.0	\$0.0	
WasteWater	Total:	\$50.0	\$0.0	\$50.0	\$0.0	\$0.0	\$0.0	\$0.0
<b>Grand Total:</b>		<b>\$50.0</b>	<b>\$0.0</b>	<b>\$50.0</b>	<b>\$0.0</b>	<b>\$0.0</b>	<b>\$0.0</b>	<b>\$0.0</b>

**City of Mount Vernon CIP 2015 - 2020**  
**Capital Improvement Plan**  
**Funding By Source - Funded**

(\$ in 000's)

Revenue Sources	Total Capital Costs:	2015	2016	2017	2018	2019	2020	
<b>412 Sewer Capital Reserve</b>								
D-01-05	PARK ST. PUMP STATION	\$0.0	\$0.0	\$0.0	\$0.0	\$30.0	\$0.0	
SurfaceWater	Total: \$30.0	\$0.0	\$0.0	\$0.0	\$0.0	\$30.0	\$0.0	
S-02-04	WASTEWATER PLANT UPGRADE	\$400.0	\$0.0	\$0.0	\$0.0	\$0.0	\$0.0	
S-02-12	SEWER EXTENSIONS TO NON-SEWERED PARCELS	\$60.0	\$60.0	\$60.0	\$60.0	\$60.0	\$60.0	
S-06-01	COMBINED SEWER SYSTEM IMPROVEMENTS	\$0.0	\$671.0	\$0.0	\$0.0	\$0.0	\$0.0	
S-07-01	COMPREHENSIVE SEWER PLAN UPDATE	\$250.0	\$0.0	\$0.0	\$0.0	\$0.0	\$0.0	
S-07-04	SEWER RESTORATION PROGRAM	\$300.0	\$300.0	\$300.0	\$300.0	\$300.0	\$0.0	
S-10-01	COLLEGE WAY SANITARY PUMP STATION UPGRADE	\$0.0	\$150.0	\$0.0	\$0.0	\$0.0	\$0.0	
S-10-02	HIGH EFFICIENCY BLOWER UPGRADE	\$195.0	\$0.0	\$0.0	\$0.0	\$0.0	\$0.0	
S-10-03	ASPHALT SEAL COATING AND REPAIR	\$50.0	\$0.0	\$0.0	\$0.0	\$0.0	\$0.0	
S-12-01	DIGESTER MIXING	\$50.0	\$0.0	\$0.0	\$0.0	\$0.0	\$0.0	
S-12-04	SUPERNATANT TANK	\$0.0	\$0.0	\$225.0	\$0.0	\$0.0	\$0.0	
S-13-02	BIOFILTER BED MEDIA REPLACEMENT	\$0.0	\$150.0	\$0.0	\$0.0	\$0.0	\$0.0	
S-99-01	WASTEWATER UTILITY LAND ACQUISITIONS	\$0.0	\$250.0	\$0.0	\$0.0	\$0.0	\$0.0	
WasteWater	Total: \$4,251.0	\$1,305.0	\$1,581.0	\$585.0	\$360.0	\$360.0	\$60.0	
<b>Grand Total:</b>		<b>\$4,281.0</b>	<b>\$1,305.0</b>	<b>\$1,581.0</b>	<b>\$585.0</b>	<b>\$360.0</b>	<b>\$390.0</b>	<b>\$60.0</b>

**City of Mount Vernon CIP 2015 - 2020**  
**Capital Improvement Plan**  
**Funding By Source - Funded**

(\$ in 000's)

Revenue Sources	Total Capital Costs:	2015	2016	2017	2018	2019	2020
<b>412 Sewer Reserve Fund</b>							
S-11-02	BIOSOLIDS SCREW OR ROTARY PRESS PURCHASE	\$0.0	\$0.0	\$420.0	\$0.0	\$0.0	\$0.0
WasteWater	Total:	\$420.0	\$0.0	\$0.0	\$420.0	\$0.0	\$0.0
<b>Grand Total:</b>		<b>\$420.0</b>	<b>\$0.0</b>	<b>\$0.0</b>	<b>\$420.0</b>	<b>\$0.0</b>	<b>\$0.0</b>
<b>Current Expense Fund</b>							
L-08-01	NEW ROOF FOR LIBRARY	\$150.0	\$0.0	\$0.0	\$0.0	\$0.0	\$0.0
Library	Total:	\$150.0	\$150.0	\$0.0	\$0.0	\$0.0	\$0.0
<b>Grand Total:</b>		<b>\$150.0</b>	<b>\$150.0</b>	<b>\$0.0</b>	<b>\$0.0</b>	<b>\$0.0</b>	<b>\$0.0</b>
<b>Developer</b>							
D-08-01	CAO (Critical Area Ordinance) RESTORATION SITES	\$10.0	\$10.0	\$10.0	\$10.0	\$10.0	\$10.0
SurfaceWater	Total:	\$60.0	\$10.0	\$10.0	\$10.0	\$10.0	\$10.0
<b>Grand Total:</b>		<b>\$60.0</b>	<b>\$10.0</b>	<b>\$10.0</b>	<b>\$10.0</b>	<b>\$10.0</b>	<b>\$10.0</b>
<b>PSE Grant</b>							
T-15-01	LED STREET LIGHT INSTALLATION PROJECT	\$89.0	\$0.0	\$0.0	\$0.0	\$0.0	\$0.0
Transportation	Total:	\$89.0	\$89.0	\$0.0	\$0.0	\$0.0	\$0.0
<b>Grand Total:</b>		<b>\$89.0</b>	<b>\$89.0</b>	<b>\$0.0</b>	<b>\$0.0</b>	<b>\$0.0</b>	<b>\$0.0</b>

**City of Mount Vernon CIP 2015 - 2020**  
**Capital Improvement Plan**  
**Funding By Source - Funded**

(\$ in 000's)

Revenue Sources	Total Capital Costs:		2015	2016	2017	2018	2019	2020
<b>SRST - WA Safe Routes to Schools</b>								
T-07-07 LAVENTURE/SECTION INTERSECTION IMPROVEMENTS			\$0.0	\$0.0	\$0.0	\$289.0	\$0.0	\$0.0
Transportation	Total:	\$289.0	\$0.0	\$0.0	\$0.0	\$289.0	\$0.0	\$0.0
<b>Grand Total:</b>		<b>\$289.0</b>	<b>\$0.0</b>	<b>\$0.0</b>	<b>\$0.0</b>	<b>\$289.0</b>	<b>\$0.0</b>	<b>\$0.0</b>
<b>SRTS - WA Safe Routes to Schools</b>								
T-07-07 LAVENTURE/SECTION INTERSECTION IMPROVEMENTS			\$50.0	\$0.0	\$0.0	\$0.0	\$0.0	\$0.0
Transportation	Total:	\$50.0	\$50.0	\$0.0	\$0.0	\$0.0	\$0.0	\$0.0
<b>Grand Total:</b>		<b>\$50.0</b>	<b>\$50.0</b>	<b>\$0.0</b>	<b>\$0.0</b>	<b>\$0.0</b>	<b>\$0.0</b>	<b>\$0.0</b>
<b>State of Washington Capital Grant</b>								
G-08-01 DOWNTOWN FLOOD CONTROL SYSTEM			\$5,000.0	\$0.0	\$0.0	\$0.0	\$0.0	\$0.0
General Facilities	Total:	\$5,000.0	\$5,000.0	\$0.0	\$0.0	\$0.0	\$0.0	\$0.0
<b>Grand Total:</b>		<b>\$5,000.0</b>	<b>\$5,000.0</b>	<b>\$0.0</b>	<b>\$0.0</b>	<b>\$0.0</b>	<b>\$0.0</b>	<b>\$0.0</b>

## City of Mount Vernon CIP 2015 - 2020

### Capital Improvement Plan

#### Funding By Source - Funded

(\$ in 000's)

Revenue Sources	Total Capital Costs:	2015	2016	2017	2018	2019	2020	
<b>Unfunded</b>								
D-06-03 REGIONAL STORMWATER TREATMENT FACILITY - ROOSEVELT EXTENSION		\$0.0	\$0.0	\$0.0	\$0.0	\$0.0	\$50.0	
SurfaceWater	Total: \$50.0	\$0.0	\$0.0	\$0.0	\$0.0	\$0.0	\$50.0	
T-02-04 ROOSEVELT AVENUE EXTENSION		\$0.0	\$0.0	\$0.0	\$0.0	\$0.0	\$11,100.0	
T-06-10 COLLEGE WAY SR 538 @ I-5 LANE CAPACITY IMPROVEMENTS		\$0.0	\$0.0	\$0.0	\$5,326.0	\$0.0	\$0.0	
Transportation	Total: \$16,426.0	\$0.0	\$0.0	\$0.0	\$5,326.0	\$0.0	\$11,100.0	
S-06-01 COMBINED SEWER SYSTEM IMPROVEMENTS		\$0.0	\$0.0	\$500.0	\$0.0	\$0.0	\$0.0	
WasteWater	Total: \$500.0	\$0.0	\$0.0	\$500.0	\$0.0	\$0.0	\$0.0	
G-08-01 DOWNTOWN FLOOD CONTROL SYSTEM		\$3,048.0	\$0.0	\$0.0	\$0.0	\$0.0	\$0.0	
General Facilities	Total: \$3,048.0	\$3,048.0	\$0.0	\$0.0	\$0.0	\$0.0	\$0.0	
<b>Grand Total:</b>		<b>\$20,024.0</b>	<b>\$3,048.0</b>	<b>\$0.0</b>	<b>\$500.0</b>	<b>\$5,326.0</b>	<b>\$0.0</b>	<b>\$11,150.0</b>
<b>Grand Total:</b>		<b>\$35,991.0</b>	<b>\$11,108.0</b>	<b>\$2,526.0</b>	<b>\$2,108.0</b>	<b>\$6,578.0</b>	<b>\$1,023.0</b>	<b>\$12,648.0</b>

**City of Mount Vernon CIP 2015 - 2020**  
**Capital Improvement Plan**  
**Funding By Source - Unfunded**

(\$ in 000's)

Revenue Sources	Total Capital Costs:	2015	2016	2017	2018	2019	2020	
<b>001 Current Expense Fund</b>								
P-05-01	COMMUNITY DOCK(S)	\$0.0	\$0.0	\$0.0	\$100.0	\$0.0	\$0.0	
P-08-02	SPORTS COMPLEX PROPERTY ACQUISITION 30-40 ACRES	\$0.0	\$0.0	\$0.0	\$500.0	\$0.0	\$0.0	
P-10-02	PLAYGROUND REPLACEMENT AND UPGRADES - ALL PARKS	\$0.0	\$0.0	\$0.0	\$0.0	\$10.0	\$0.0	
P-15-01	FACILITY ROOF REPLACEMENT	\$55.0	\$0.0	\$0.0	\$0.0	\$0.0	\$0.0	
Parks	Total: \$665.0	\$55.0	\$0.0	\$0.0	\$600.0	\$10.0	\$0.0	
PD-05-	REPLACE DOG KENNELS & COVERED PARKING AT EVIDENCE BUILDING	\$78.0	\$0.0	\$0.0	\$0.0	\$0.0	\$0.0	
PD-07-	TRAFFIC SAFETY/CRIMINAL INVESTIGATION CAMERA SYSTEM	\$25.0	\$0.0	\$0.0	\$0.0	\$0.0	\$0.0	
Police	Total: \$103.0	\$103.0	\$0.0	\$0.0	\$0.0	\$0.0	\$0.0	
<b>Grand Total:</b>		<b>\$768.0</b>	<b>\$158.0</b>	<b>\$0.0</b>	<b>\$0.0</b>	<b>\$600.0</b>	<b>\$10.0</b>	<b>\$0.0</b>
<b>001 General Obligation Bond</b>								
F-00-02	STATION 3 ADDITION	\$0.0	\$0.0	\$0.0	\$250.0	\$0.0	\$0.0	
Fire	Total: \$250.0	\$0.0	\$0.0	\$0.0	\$250.0	\$0.0	\$0.0	
<b>Grand Total:</b>		<b>\$250.0</b>	<b>\$0.0</b>	<b>\$0.0</b>	<b>\$0.0</b>	<b>\$250.0</b>	<b>\$0.0</b>	<b>\$0.0</b>

**City of Mount Vernon CIP 2015 - 2020**  
**Capital Improvement Plan**  
**Funding By Source - Unfunded**

(\$ in 000's)

Revenue Sources	Total Capital Costs:	2015	2016	2017	2018	2019	2020	
<b>105 Path and Trail Fund</b>								
P-03-05 TRAIL AND PICNICKING CORRIDOR ALONG THE SKAGIT RIVER		\$25.0	\$0.0	\$0.0	\$0.0	\$0.0	\$0.0	
P-06-02 TRAIL CONNECTIONS (CITY WIDE)		\$10.0	\$10.0	\$10.0	\$10.0	\$10.0	\$0.0	
P-94-07 OPEN SPACE ACQUISITION		\$0.0	\$12.5	\$0.0	\$0.0	\$0.0	\$0.0	
Parks	Total:	\$87.5	\$35.0	\$22.5	\$10.0	\$10.0	\$10.0	\$0.0
	<b>Grand Total:</b>	<b>\$87.5</b>	<b>\$35.0</b>	<b>\$22.5</b>	<b>\$10.0</b>	<b>\$10.0</b>	<b>\$10.0</b>	<b>\$0.0</b>
<b>107 Little Mountain Improvement Fund</b>								
P-02-04 LITTLE MOUNTAIN TRAILHEAD AND MOUNTAIN BIKE SKILLS CENTER		\$150.0	\$0.0	\$0.0	\$0.0	\$0.0	\$0.0	
Parks	Total:	\$150.0	\$150.0	\$0.0	\$0.0	\$0.0	\$0.0	\$0.0
	<b>Grand Total:</b>	<b>\$150.0</b>	<b>\$150.0</b>	<b>\$0.0</b>	<b>\$0.0</b>	<b>\$0.0</b>	<b>\$0.0</b>	<b>\$0.0</b>

**City of Mount Vernon CIP 2015 - 2020**  
**Capital Improvement Plan**  
**Funding By Source - Unfunded**

(\$ in 000's)

Revenue Sources	Total Capital Costs:	2015	2016	2017	2018	2019	2020	
<b>115 Parks Capital Improvements Fund</b>								
P-03-05 TRAIL AND PICNICKING CORRIDOR ALONG THE SKAGIT RIVER		\$25.0	\$0.0	\$0.0	\$0.0	\$0.0	\$0.0	
P-05-01 COMMUNITY DOCK(S)		\$0.0	\$0.0	\$0.0	\$25.0	\$0.0	\$0.0	
P-05-02 COMMUNITY BOAT LAUNCH		\$0.0	\$0.0	\$0.0	\$75.0	\$0.0	\$0.0	
P-06-02 TRAIL CONNECTIONS (CITY WIDE)		\$10.0	\$10.0	\$10.0	\$10.0	\$20.0	\$0.0	
P-07-03 EAGLEROCK CHALLENGE COURSE VAULT RESTROOM		\$0.0	\$32.0	\$0.0	\$0.0	\$0.0	\$0.0	
P-07-06 BONNIE RAE PARK		\$0.0	\$500.0	\$0.0	\$500.0	\$0.0	\$0.0	
P-08-02 SPORTS COMPLEX PROPERTY ACQUISITION 30-40 ACRES		\$0.0	\$0.0	\$0.0	\$500.0	\$0.0	\$0.0	
P-09-05 EDGEWATER PARK FIELD IMPROVEMENTS		\$0.0	\$50.0	\$0.0	\$0.0	\$0.0	\$0.0	
P-10-02 PLAYGROUND REPLACEMENT AND UPGRADES - ALL PARKS		\$0.0	\$0.0	\$10.0	\$0.0	\$0.0	\$0.0	
P-13-01 LIONS PARK RESTROOM REPLACEMENT		\$0.0	\$0.0	\$0.0	\$130.0	\$0.0	\$0.0	
P-94-01 BAKERVIEW PARK AND INDOOR RECREATION COMPLETION		\$0.0	\$0.0	\$50.0	\$0.0	\$0.0	\$0.0	
Parks	Total:	\$1,957.0	\$35.0	\$592.0	\$70.0	\$1,240.0	\$20.0	\$0.0
P-94-05 NEIGHBORHOOD PARK		\$0.0	\$0.0	\$275.0	\$0.0	\$0.0	\$0.0	
Parks	Total:	\$275.0	\$0.0	\$0.0	\$275.0	\$0.0	\$0.0	\$0.0
<b>Grand Total:</b>		<b>\$2,232.0</b>	<b>\$35.0</b>	<b>\$592.0</b>	<b>\$345.0</b>	<b>\$1,240.0</b>	<b>\$20.0</b>	<b>\$0.0</b>



**City of Mount Vernon CIP 2015 - 2020**  
**Capital Improvement Plan**  
**Funding By Source - Unfunded**

(\$ in 000's)

Revenue Sources	Total Capital Costs:	2015	2016	2017	2018	2019	2020
<b>304 REET I</b>							
P-10-02	PLAYGROUND REPLACEMENT AND UPGRADES - ALL PARKS	\$0.0	\$10.0	\$0.0	\$0.0	\$0.0	\$0.0
P-94-01	BAKERVUE PARK AND INDOOR RECREATION COMPLETION	\$50.0	\$0.0	\$0.0	\$0.0	\$0.0	\$0.0
P-94-04	NEIGHBORHOOD PARK - EDGEWATER PARK	\$0.0	\$0.0	\$0.0	\$115.0	\$0.0	\$0.0
Parks	Total:	\$175.0	\$50.0	\$10.0	\$0.0	\$115.0	\$0.0
	<b>Grand Total:</b>	<b>\$175.0</b>	<b>\$50.0</b>	<b>\$10.0</b>	<b>\$0.0</b>	<b>\$115.0</b>	<b>\$0.0</b>
<b>311 Impact Fees</b>							
P-02-04	LITTLE MOUNTAIN TRAILHEAD AND MOUNTAIN BIKE SKILLS CENTER	\$150.0	\$275.0	\$0.0	\$0.0	\$0.0	\$0.0
P-05-02	COMMUNITY BOAT LAUNCH	\$0.0	\$0.0	\$0.0	\$75.0	\$0.0	\$0.0
P-06-02	TRAIL CONNECTIONS (CITY WIDE)	\$40.0	\$15.0	\$15.0	\$15.0	\$15.0	\$0.0
P-08-02	SPORTS COMPLEX PROPERTY ACQUISITION 30-40 ACRES	\$0.0	\$0.0	\$0.0	\$500.0	\$0.0	\$0.0
P-94-01	BAKERVUE PARK AND INDOOR RECREATION COMPLETION	\$0.0	\$50.0	\$0.0	\$100.0	\$0.0	\$0.0
P-94-04	NEIGHBORHOOD PARK - EDGEWATER PARK	\$0.0	\$0.0	\$0.0	\$115.0	\$0.0	\$0.0
P-94-05	NEIGHBORHOOD PARK	\$0.0	\$0.0	\$275.0	\$0.0	\$0.0	\$0.0
P-94-07	OPEN SPACE ACQUISITION	\$25.0	\$0.0	\$0.0	\$0.0	\$0.0	\$0.0
Parks	Total:	\$1,665.0	\$215.0	\$340.0	\$290.0	\$805.0	\$15.0
	<b>Grand Total:</b>	<b>\$1,665.0</b>	<b>\$215.0</b>	<b>\$340.0</b>	<b>\$290.0</b>	<b>\$805.0</b>	<b>\$15.0</b>

**City of Mount Vernon CIP 2015 - 2020**  
**Capital Improvement Plan**  
**Funding By Source - Unfunded**

(\$ in 000's)

Revenue Sources	Total Capital Costs:	2015	2016	2017	2018	2019	2020
<b>314 REET II</b>							
P-08-02	SPORTS COMPLEX PROPERTY ACQUISITION 30-40 ACRES	\$0.0	\$0.0	\$0.0	\$500.0	\$0.0	\$0.0
Parks	Total:	\$500.0	\$0.0	\$0.0	\$0.0	\$500.0	\$0.0
<b>Grand Total:</b>		<b>\$500.0</b>	<b>\$0.0</b>	<b>\$0.0</b>	<b>\$0.0</b>	<b>\$500.0</b>	<b>\$0.0</b>
<b>403 Surfacewater Utility</b>							
D-10-02	FREEWAY DRIVE DRAINAGE SYSTEM INSTALLATION	\$0.0	\$0.0	\$0.0	\$0.0	\$0.0	\$200.0
SurfaceWater	Total:	\$200.0	\$0.0	\$0.0	\$0.0	\$0.0	\$200.0
<b>Grand Total:</b>		<b>\$200.0</b>	<b>\$0.0</b>	<b>\$0.0</b>	<b>\$0.0</b>	<b>\$0.0</b>	<b>\$200.0</b>
<b>Contributions and Donations</b>							
P-08-02	SPORTS COMPLEX PROPERTY ACQUISITION 30-40 ACRES	\$0.0	\$0.0	\$0.0	\$500.0	\$0.0	\$0.0
P-10-02	PLAYGROUND REPLACEMENT AND UPGRADES - ALL PARKS	\$0.0	\$0.0	\$0.0	\$10.0	\$0.0	\$0.0
Parks	Total:	\$510.0	\$0.0	\$0.0	\$0.0	\$510.0	\$0.0
P-94-04	NEIGHBORHOOD PARK - EDGEWATER PARK	\$0.0	\$0.0	\$0.0	\$0.0	\$25.0	\$0.0
Parks	Total:	\$25.0	\$0.0	\$0.0	\$0.0	\$0.0	\$25.0
<b>Grand Total:</b>		<b>\$535.0</b>	<b>\$0.0</b>	<b>\$0.0</b>	<b>\$0.0</b>	<b>\$510.0</b>	<b>\$25.0</b>

**City of Mount Vernon CIP 2015 - 2020**  
**Capital Improvement Plan**  
**Funding By Source - Unfunded**

(\$ in 000's)

Revenue Sources	Total Capital Costs:	2015	2016	2017	2018	2019	2020
<b>Current Expense Fund</b>							
F-13-01	SELF CONTAINED BREATHING APPARATUS REPLACEMENT	\$485.0	\$0.0	\$0.0	\$0.0	\$0.0	\$0.0
Fire	Total: \$485.0	\$485.0	\$0.0	\$0.0	\$0.0	\$0.0	\$0.0
P-12-01	SHERMAN ANDERSON SPORT LIGHTING/BACKSTOP REPLACEMENT	\$0.0	\$150.0	\$0.0	\$0.0	\$0.0	\$0.0
P-94-06	COMMUNITY PARK - HIGGINS PROPERTY & LIBRARY	\$0.0	\$0.0	\$0.0	\$550.0	\$0.0	\$0.0
Parks	Total: \$700.0	\$0.0	\$150.0	\$0.0	\$550.0	\$0.0	\$0.0
<b>Grand Total:</b>		<b>\$1,185.0</b>	<b>\$485.0</b>	<b>\$150.0</b>	<b>\$0.0</b>	<b>\$550.0</b>	<b>\$0.0</b>
<b>Current Expense Fund (unfunded)</b>							
IS-15-0	SAN STORAGE FOR VIRTUAL SERVERS	\$32.0	\$0.0	\$0.0	\$0.0	\$0.0	\$0.0
IS-15-0	IDS - SECURITY BREACH DETECTION EQUIPMENT	\$27.0	\$0.0	\$0.0	\$0.0	\$0.0	\$0.0
Info Services	Total: \$59.0	\$59.0	\$0.0	\$0.0	\$0.0	\$0.0	\$0.0
P-09-01	HILLCREST LODGE RENOVATION	\$0.0	\$120.0	\$0.0	\$0.0	\$0.0	\$0.0
Parks	Total: \$120.0	\$0.0	\$120.0	\$0.0	\$0.0	\$0.0	\$0.0
<b>Grand Total:</b>		<b>\$179.0</b>	<b>\$59.0</b>	<b>\$120.0</b>	<b>\$0.0</b>	<b>\$0.0</b>	<b>\$0.0</b>

## City of Mount Vernon CIP 2015 - 2020

### Capital Improvement Plan

#### Funding By Source - Unfunded

(\$ in 000's)

Revenue Sources	Total Capital Costs:	2015	2016	2017	2018	2019	2020
<b>Developer</b>							
S-14-01 SEWER COLLECTION SYSTEM EXPANSION		\$0.0	\$0.0	\$0.0	\$0.0	\$60.0	\$0.0
WasteWater	Total:	\$60.0	\$0.0	\$0.0	\$0.0	\$60.0	\$0.0
<b>Grand Total:</b>		<b>\$60.0</b>	<b>\$0.0</b>	<b>\$0.0</b>	<b>\$0.0</b>	<b>\$60.0</b>	<b>\$0.0</b>

**City of Mount Vernon CIP 2015 - 2020**  
**Capital Improvement Plan**  
**Funding By Source - Unfunded**

(\$ in 000's)

Revenue Sources	Total Capital Costs:	2015	2016	2017	2018	2019	2020
<b>Developer (unfunded)</b>							
T-07-04 COLLEGE WAY/30TH INTERSECTION IMPROVEMENT		\$0.0	\$0.0	\$0.0	\$0.0	\$0.0	\$300.0
Transportation	Total: \$300.0	\$0.0	\$0.0	\$0.0	\$0.0	\$0.0	\$300.0
D-01-03 SOUTH 19TH STREET CULVERT REMOVAL		\$0.0	\$0.0	\$0.0	\$0.0	\$0.0	\$281.0
SurfaceWater	Total: \$281.0	\$0.0	\$0.0	\$0.0	\$0.0	\$0.0	\$281.0
T-02-06 30TH STREET (BLACKBURN ROAD TO SECTION STREET)		\$0.0	\$0.0	\$0.0	\$0.0	\$0.0	\$1,300.0
T-02-10 FOWLER TRAIL CONNECTION		\$0.0	\$0.0	\$0.0	\$0.0	\$0.0	\$200.0
T-02-13 30TH STREET PATHWAY SOUTH		\$0.0	\$0.0	\$0.0	\$0.0	\$0.0	\$150.0
T-06-05 HOAG/LAVENTURE INTERSECTION IMPROVEMENTS		\$0.0	\$0.0	\$0.0	\$0.0	\$0.0	\$300.0
T-06-06 BROADWAY ST EXT (DALLAS STREET TO BURLINGAME ROAD)		\$0.0	\$0.0	\$0.0	\$0.0	\$0.0	\$1,157.0
T-06-07 LAVENTURE RD IMPROVEMENTS (HOAG TO 1000' SOUTH OF HOAG)		\$0.0	\$0.0	\$0.0	\$0.0	\$0.0	\$550.0
T-07-05 DIVISION/WAUGH INTERSECTION IMPROVEMENTS		\$0.0	\$0.0	\$0.0	\$0.0	\$0.0	\$300.0
T-07-06 18TH/BLACKBURN INTERSECTION IMPROVEMENTS		\$0.0	\$0.0	\$0.0	\$0.0	\$0.0	\$300.0
T-94-19 BLACKBURN ROAD - CEDAR HILLS DRIVE TO LITTLE MOUNTAIN ROAD		\$0.0	\$0.0	\$0.0	\$0.0	\$0.0	\$1,700.0
T-94-21 BLACKBURN ROAD - LITTLE MOUNTAIN TO EAGLEMONT		\$0.0	\$0.0	\$0.0	\$0.0	\$0.0	\$2,400.0
Transportation	Total: \$8,357.0	\$0.0	\$0.0	\$0.0	\$0.0	\$0.0	\$8,357.0
<b>Grand Total:</b>		<b>\$0.0</b>	<b>\$0.0</b>	<b>\$0.0</b>	<b>\$0.0</b>	<b>\$0.0</b>	<b>\$8,938.0</b>

**City of Mount Vernon CIP 2015 - 2020**  
**Capital Improvement Plan**  
**Funding By Source - Unfunded**

(\$ in 000's)

Revenue Sources	Total Capital Costs:	2015	2016	2017	2018	2019	2020
<b>DNR/ALEA (unfunded)</b>							
P-05-02	COMMUNITY BOAT LAUNCH	\$0.0	\$0.0	\$0.0	\$100.0	\$0.0	\$0.0
Parks	Total:	\$100.0	\$0.0	\$0.0	\$0.0	\$100.0	\$0.0
<b>Grand Total:</b>		<b>\$100.0</b>	<b>\$0.0</b>	<b>\$0.0</b>	<b>\$0.0</b>	<b>\$100.0</b>	<b>\$0.0</b>
<b>Donations</b>							
P-13-01	LIONS PARK RESTROOM REPLACEMENT	\$0.0	\$0.0	\$0.0	\$10.0	\$0.0	\$0.0
Parks	Total:	\$10.0	\$0.0	\$0.0	\$0.0	\$10.0	\$0.0
<b>Grand Total:</b>		<b>\$10.0</b>	<b>\$0.0</b>	<b>\$0.0</b>	<b>\$0.0</b>	<b>\$10.0</b>	<b>\$0.0</b>
<b>General Obligation Bond</b>							
F-02-01	CONSTRUCTION OF FACILITIES	\$0.0	\$0.0	\$0.0	\$3,000.0	\$0.0	\$0.0
Fire	Total:	\$3,000.0	\$0.0	\$0.0	\$0.0	\$3,000.0	\$0.0
L-94-07	LIBRARY FACILITY	\$0.0	\$10,000.0	\$0.0	\$0.0	\$0.0	\$0.0
Library	Total:	\$10,000.0	\$0.0	\$10,000.0	\$0.0	\$0.0	\$0.0
<b>Grand Total:</b>		<b>\$13,000.0</b>	<b>\$0.0</b>	<b>\$10,000.0</b>	<b>\$0.0</b>	<b>\$3,000.0</b>	<b>\$0.0</b>

**City of Mount Vernon CIP 2015 - 2020**  
**Capital Improvement Plan**  
**Funding By Source - Unfunded**

(\$ in 000's)

Revenue Sources	Total Capital Costs:	2015	2016	2017	2018	2019	2020
<b>Grants/Donations (Unfunded)</b>							
F-99-01	FIRE COMMUNICATION SYSTEM	\$0.0	\$0.0	\$100.0	\$0.0	\$0.0	\$0.0
Fire	Total: \$100.0	\$0.0	\$0.0	\$100.0	\$0.0	\$0.0	\$0.0
P-03-05	TRAIL AND PICNICKING CORRIDOR ALONG THE SKAGIT RIVER	\$25.0	\$0.0	\$0.0	\$0.0	\$0.0	\$0.0
Parks	Total: \$25.0	\$25.0	\$0.0	\$0.0	\$0.0	\$0.0	\$0.0
P-94-01	BAKerview PARK AND INDOOR RECREATION COMPLETION	\$0.0	\$0.0	\$0.0	\$0.0	\$50.0	\$0.0
P-94-06	COMMUNITY PARK - HIGGINS PROPERTY & LIBRARY	\$0.0	\$0.0	\$0.0	\$550.0	\$0.0	\$0.0
P-94-07	OPEN SPACE ACQUISITION	\$12.5	\$0.0	\$0.0	\$0.0	\$0.0	\$0.0
Parks	Total: \$612.5	\$12.5	\$0.0	\$0.0	\$550.0	\$50.0	\$0.0
<b>Grand Total:</b>		<b>\$737.5</b>	<b>\$37.5</b>	<b>\$0.0</b>	<b>\$100.0</b>	<b>\$550.0</b>	<b>\$50.0</b>
<b>Hotel/Motel Taxes</b>							
P-12-02	RIVERBEND CUT OFF TRAIL	\$60.0	\$0.0	\$0.0	\$0.0	\$0.0	\$0.0
Parks	Total: \$60.0	\$60.0	\$0.0	\$0.0	\$0.0	\$0.0	\$0.0
P-13-01	LIONS PARK RESTROOM REPLACEMENT	\$0.0	\$0.0	\$0.0	\$25.0	\$0.0	\$0.0
P-15-02	KULSHAN TRAIL LIGHTING	\$0.0	\$0.0	\$250.0	\$0.0	\$0.0	\$0.0
Parks	Total: \$275.0	\$0.0	\$0.0	\$250.0	\$25.0	\$0.0	\$0.0
<b>Grand Total:</b>		<b>\$335.0</b>	<b>\$60.0</b>	<b>\$0.0</b>	<b>\$250.0</b>	<b>\$25.0</b>	<b>\$0.0</b>

**City of Mount Vernon CIP 2015 - 2020**  
**Capital Improvement Plan**  
**Funding By Source - Unfunded**

(\$ in 000's)

Revenue Sources	Total Capital Costs:	2015	2016	2017	2018	2019	2020
<b>Land and Water Conservation Funds LWCF</b>							
P-02-04 LITTLE MOUNTAIN TRAILHEAD AND MOUNTAIN BIKE SKILLS CENTER		\$0.0	\$275.0	\$0.0	\$0.0	\$0.0	\$0.0
Parks	Total: \$275.0	\$0.0	\$275.0	\$0.0	\$0.0	\$0.0	\$0.0
<b>Grand Total:</b>		<b>\$0.0</b>	<b>\$275.0</b>	<b>\$0.0</b>	<b>\$0.0</b>	<b>\$0.0</b>	<b>\$0.0</b>
<b>LIFT LTGO Bond Issuance</b>							
G-08-03 DOWNTOWN MULTI-LEVEL PARKING FACILITY		\$2,000.0	\$12,000.0	\$0.0	\$0.0	\$0.0	\$0.0
General Facilities	Total: \$14,000.0	\$2,000.0	\$12,000.0	\$0.0	\$0.0	\$0.0	\$0.0
<b>Grand Total:</b>		<b>\$2,000.0</b>	<b>\$12,000.0</b>	<b>\$0.0</b>	<b>\$0.0</b>	<b>\$0.0</b>	<b>\$0.0</b>
<b>LTGO</b>							
G-99-02 PUBLIC WORKS FACILITY		\$0.0	\$0.0	\$4,700.0	\$0.0	\$0.0	\$0.0
General Facilities	Total: \$4,700.0	\$0.0	\$0.0	\$4,700.0	\$0.0	\$0.0	\$0.0
<b>Grand Total:</b>		<b>\$0.0</b>	<b>\$0.0</b>	<b>\$4,700.0</b>	<b>\$0.0</b>	<b>\$0.0</b>	<b>\$0.0</b>
<b>Parks Capital Improvements Fund</b>							
P-09-04 SPORT COURT LIGHTING UPGRADES		\$25.0	\$25.0	\$0.0	\$0.0	\$0.0	\$0.0
P-12-01 SHERMAN ANDERSON SPORT LIGHTING/BACKSTOP REPLACEMENT		\$0.0	\$350.0	\$0.0	\$0.0	\$0.0	\$0.0
Parks	Total: \$400.0	\$25.0	\$375.0	\$0.0	\$0.0	\$0.0	\$0.0
<b>Grand Total:</b>		<b>\$25.0</b>	<b>\$375.0</b>	<b>\$0.0</b>	<b>\$0.0</b>	<b>\$0.0</b>	<b>\$0.0</b>



**City of Mount Vernon CIP 2015 - 2020**  
**Capital Improvement Plan**  
**Funding By Source - Unfunded**

(\$ in 000's)

Revenue Sources	Total Capital Costs:	2015	2016	2017	2018	2019	2020
<b>Port of Skagit County</b>							
P-05-01 COMMUNITY DOCK(S)		\$0.0	\$0.0	\$0.0	\$100.0	\$0.0	\$0.0
Parks	Total:	\$100.0	\$0.0	\$0.0	\$0.0	\$100.0	\$0.0
P-05-02 COMMUNITY BOAT LAUNCH		\$0.0	\$0.0	\$0.0	\$100.0	\$0.0	\$0.0
Parks	Total:	\$100.0	\$0.0	\$0.0	\$0.0	\$100.0	\$0.0
<b>Grand Total:</b>		<b>\$200.0</b>	<b>\$0.0</b>	<b>\$0.0</b>	<b>\$0.0</b>	<b>\$200.0</b>	<b>\$0.0</b>
<b>Public Art Fund (Unfunded)</b>							
P-03-04 PUBLIC ART		\$15.0	\$15.0	\$15.0	\$15.0	\$15.0	\$15.0
Parks	Total:	\$90.0	\$15.0	\$15.0	\$15.0	\$15.0	\$15.0
<b>Grand Total:</b>		<b>\$90.0</b>	<b>\$15.0</b>	<b>\$15.0</b>	<b>\$15.0</b>	<b>\$15.0</b>	<b>\$15.0</b>

**City of Mount Vernon CIP 2015 - 2020**  
**Capital Improvement Plan**  
**Funding By Source - Unfunded**

(\$ in 000's)

Revenue Sources	Total Capital Costs:	2015	2016	2017	2018	2019	2020
<b>RCO Park Development (unfunded)</b>							
P-03-05 TRAIL AND PICNICKING CORRIDOR ALONG THE SKAGIT RIVER		\$75.0	\$0.0	\$0.0	\$0.0	\$0.0	\$0.0
P-05-02 COMMUNITY BOAT LAUNCH		\$0.0	\$0.0	\$0.0	\$100.0	\$0.0	\$0.0
P-08-02 SPORTS COMPLEX PROPERTY ACQUISITION 30-40 ACRES		\$0.0	\$0.0	\$0.0	\$500.0	\$0.0	\$0.0
P-10-02 PLAYGROUND REPLACEMENT AND UPGRADES - ALL PARKS		\$10.0	\$0.0	\$0.0	\$0.0	\$0.0	\$0.0
Parks	Total: \$685.0	\$85.0	\$0.0	\$0.0	\$600.0	\$0.0	\$0.0
P-05-01 COMMUNITY DOCK(S)		\$0.0	\$0.0	\$0.0	\$175.0	\$0.0	\$0.0
P-94-04 NEIGHBORHOOD PARK - EDGEWATER PARK		\$0.0	\$0.0	\$0.0	\$0.0	\$245.0	\$0.0
P-94-07 OPEN SPACE ACQUISITION		\$0.0	\$0.0	\$100.0	\$0.0	\$0.0	\$0.0
Parks	Total: \$520.0	\$0.0	\$0.0	\$100.0	\$175.0	\$245.0	\$0.0
	<b>Grand Total: \$1,205.0</b>	<b>\$85.0</b>	<b>\$0.0</b>	<b>\$100.0</b>	<b>\$775.0</b>	<b>\$245.0</b>	<b>\$0.0</b>
<b>Skagit County</b>							
P-05-02 COMMUNITY BOAT LAUNCH		\$0.0	\$0.0	\$0.0	\$100.0	\$0.0	\$0.0
Parks	Total: \$100.0	\$0.0	\$0.0	\$0.0	\$100.0	\$0.0	\$0.0
	<b>Grand Total: \$100.0</b>	<b>\$0.0</b>	<b>\$0.0</b>	<b>\$0.0</b>	<b>\$100.0</b>	<b>\$0.0</b>	<b>\$0.0</b>

**City of Mount Vernon CIP 2015 - 2020**  
**Capital Improvement Plan**  
**Funding By Source - Unfunded**

(\$ in 000's)

Revenue Sources	Total Capital Costs:	2015	2016	2017	2018	2019	2020
<b>Skagit County (Unfunded)</b>							
P-05-01 COMMUNITY DOCK(S)		\$0.0	\$0.0	\$0.0	\$100.0	\$0.0	\$0.0
Parks	Total: \$100.0	\$0.0	\$0.0	\$0.0	\$100.0	\$0.0	\$0.0
<b>Grand Total:</b>		<b>\$0.0</b>	<b>\$0.0</b>	<b>\$0.0</b>	<b>\$100.0</b>	<b>\$0.0</b>	<b>\$0.0</b>

**City of Mount Vernon CIP 2015 - 2020**  
**Capital Improvement Plan**  
**Funding By Source - Unfunded**

(\$ in 000's)

Revenue Sources	Total Capital Costs:	2015	2016	2017	2018	2019	2020
<b>Unfunded</b>							
L-12-01 LIBRARY SECURITY SYSTEM UPGRADE		\$0.0	\$58.0	\$0.0	\$0.0	\$0.0	\$0.0
Library	Total: \$58.0	\$0.0	\$58.0	\$0.0	\$0.0	\$0.0	\$0.0
PD-03- MULTI-PURPOSE VEHICLE REPLACEMENT		\$40.0	\$0.0	\$0.0	\$0.0	\$0.0	\$0.0
Police	Total: \$40.0	\$40.0	\$0.0	\$0.0	\$0.0	\$0.0	\$0.0
D-09-02 BLODGETT RD CULVERT REPLACEMENT & STREAM RESTORATION.		\$0.0	\$0.0	\$0.0	\$0.0	\$0.0	\$300.0
D-94-11 TRUMPETER CREEK EROSION PROBLEM REPAIRS		\$0.0	\$0.0	\$0.0	\$0.0	\$0.0	\$19.0
SurfaceWater	Total: \$319.0	\$0.0	\$0.0	\$0.0	\$0.0	\$0.0	\$319.0
T-02-17 RIVER DIKE TRAIL SYSTEM		\$0.0	\$0.0	\$0.0	\$0.0	\$0.0	\$500.0
T-02-24 30TH STREET IMPROVEMENTS SOUTH OF FIR		\$0.0	\$0.0	\$0.0	\$0.0	\$0.0	\$900.0
T-03-02 BROAD STREET IMPROVEMENTS		\$0.0	\$0.0	\$0.0	\$0.0	\$0.0	\$2,550.0
T-05-02 MARTIN ROAD IMPROVEMENTS		\$0.0	\$0.0	\$0.0	\$0.0	\$0.0	\$2,000.0
T-05-06 KULSHAN TRAIL / PARKER CONNECTION		\$32.0	\$0.0	\$0.0	\$0.0	\$0.0	\$0.0
T-05-09 HICKOX ROAD / I-5 INTERCHANGE COMPLETION		\$0.0	\$0.0	\$0.0	\$0.0	\$0.0	\$5,000.0
T-06-04 15TH STREET ROAD IMPROVEMENT (BROAD TO DIVISION EASTSIDE)		\$0.0	\$0.0	\$0.0	\$0.0	\$0.0	\$1,500.0
T-06-11 I-5/SR 536 INTERCHANGE NEW FRONTAGE ROAD ACCESS TO I-5		\$0.0	\$0.0	\$0.0	\$0.0	\$0.0	\$5,000.0
T-07-03 COLD STORAGE TRUCK ROUTE IMPROVEMENT PROJECT		\$0.0	\$0.0	\$0.0	\$0.0	\$0.0	\$50.0

**City of Mount Vernon CIP 2015 - 2020**  
**Capital Improvement Plan**  
**Funding By Source - Unfunded**

(\$ in 000's)

Revenue Sources	Total Capital Costs:	2015	2016	2017	2018	2019	2020
T-09-01	FIRST STREET & DIVISION STREET INTERSECTION REALIGNMENT	\$0.0	\$0.0	\$0.0	\$0.0	\$0.0	\$3,000.0
T-13-01	LAVENTURE/BLACKBURN INTERSECTION IMPROVEMENTS	\$0.0	\$0.0	\$0.0	\$0.0	\$0.0	\$300.0
T-13-02	CEDARDALE/ANDERSON INTERSECTION IMPROVEMENTS	\$0.0	\$0.0	\$0.0	\$0.0	\$0.0	\$300.0
T-94-14	FIR STREET WIDENING - LAVENTURE TO WAUGH ROAD	\$0.0	\$0.0	\$0.0	\$0.0	\$0.0	\$1,200.0
Transportation	Total: \$22,332.0	\$32.0	\$0.0	\$0.0	\$0.0	\$0.0	\$22,300.0
L-09-01	UPGRADE/MIGRATION TO NEW INTEGRATED LIB OP SYSTEM (ILS)	\$0.0	\$65.0	\$0.0	\$0.0	\$0.0	\$0.0
Library	Total: \$65.0	\$0.0	\$65.0	\$0.0	\$0.0	\$0.0	\$0.0
T-97-07	FREEWAY DRIVE (CAMERON WAY TO COLLEGE WAY)	\$0.0	\$0.0	\$0.0	\$0.0	\$0.0	\$3,000.0
Transportation	Total: \$3,000.0	\$0.0	\$0.0	\$0.0	\$0.0	\$0.0	\$3,000.0
G-08-03	DOWNTOWN MULTI-LEVEL PARKING FACILITY	\$0.0	\$2,300.0	\$0.0	\$0.0	\$0.0	\$0.0
General Facilities	Total: \$2,300.0	\$0.0	\$2,300.0	\$0.0	\$0.0	\$0.0	\$0.0
<b>Grand Total:</b>		<b>\$28,114.0</b>	<b>\$72.0</b>	<b>\$2,423.0</b>	<b>\$0.0</b>	<b>\$0.0</b>	<b>\$25,619.0</b>
<b>WSDOT (unfunded)</b>							
T-06-11	I-5/SR 536 INTERCHANGE NEW FRONTAGE ROAD ACCESS TO I-5	\$0.0	\$0.0	\$0.0	\$0.0	\$0.0	\$15,000.0
Transportation	Total: \$15,000.0	\$0.0	\$0.0	\$0.0	\$0.0	\$0.0	\$15,000.0
<b>Grand Total:</b>		<b>\$15,000.0</b>	<b>\$0.0</b>	<b>\$0.0</b>	<b>\$0.0</b>	<b>\$0.0</b>	<b>\$15,000.0</b>

**City of Mount Vernon CIP 2015 - 2020**

**Capital Improvement Plan**

**Funding By Source - Unfunded**

(\$ in 000's)

<b>Revenue Sources</b>	<b>Total Capital Costs:</b>	<b>2015</b>	<b>2016</b>	<b>2017</b>	<b>2018</b>	<b>2019</b>	<b>2020</b>	
	<b>Grand Total:</b>	<b>\$95,291.0</b>	<b>\$3,481.5</b>	<b>\$26,322.5</b>	<b>\$5,810.0</b>	<b>\$9,455.0</b>	<b>\$450.0</b>	<b>\$49,772.0</b>

# **Departmental Request Detail**

# **Fire Department**



**City of Mount Vernon CIP 2015 - 2020  
Capital Improvement Plan**

**Project Totals**

12-Jun-14

CIP Plan Number	Project Name	Fire	Project Funding	Six Year Total	Project Totals
F-99-01	FIRE COMMUNICATION SYSTEM		Unfunded	\$100.0	\$100.0
F-00-02	STATION 3 ADDITION		Unfunded	\$250.0	\$250.0
F-02-01	CONSTRUCTION OF FACILITIES		Unfunded	\$3,000.0	\$3,000.0
F-04-01	THERMAL IMAGING CAMERAS		Funded	\$30.0	\$30.0
F-13-01	SELF CONTAINED BREATHING APPARATUS REPLACEMENT		Unfunded	\$485.0	\$485.0
<b>Total Project Costs:</b>				<b>\$3,865.0</b>	<b>\$3,865.0</b>

**Project Funding By Source**

(\$ in 000's)

Revenue Sources	Total Capital Costs:	Previous:	2015	2016	2017	2018	2019	2020	Six Year Total	Project Total
<b>CITY REVENUE SOURCE TOTAL:</b>		\$0.0	\$515.0	\$0.0	\$100.0	\$3,250.0	\$0.0	\$0.0	\$3,865.0	\$3,865.0
<b>001 General Obligation Bond</b>		\$0.0	\$0.0	\$0.0	\$0.0	\$250.0	\$0.0	\$0.0	\$250.0	\$250.0
<b>312 Impact Fees</b>		\$0.0	\$30.0	\$0.0	\$0.0	\$0.0	\$0.0	\$0.0	\$30.0	\$30.0
<b>Current Expense Fund</b>		\$0.0	\$485.0	\$0.0	\$0.0	\$0.0	\$0.0	\$0.0	\$485.0	\$485.0
<b>General Obligation Bond</b>		\$0.0	\$0.0	\$0.0	\$0.0	\$3,000.0	\$0.0	\$0.0	\$3,000.0	\$3,000.0
<b>Grants/Donations (Unfunded)</b>		\$0.0	\$0.0	\$0.0	\$100.0	\$0.0	\$0.0	\$0.0	\$100.0	\$100.0
<b>Grand Total:</b>		\$0.0	\$515.0	\$0.0	\$100.0	\$3,250.0	\$0.0	\$0.0	\$3,865.0	\$3,865.0

**City of Mount Vernon CIP 2015 - 2020**  
**Capital Improvement Plan**  
**Funding Sources By Department**

**Fire - Funded**

(\$ in 000's)

Revenue Sources	Total Capital Costs: Previous:	2015	2016	2017	2018	2019	2020	Six Year Total	Project Total
<b>F-04-01</b> THERMAL IMAGING CAMERAS	\$0.0	\$30.0	\$0.0	\$0.0	\$0.0	\$0.0	\$0.0	\$30.0	\$30.0
312 Impact Fees	\$0.0	\$30.0	\$0.0	\$0.0	\$0.0	\$0.0	\$0.0	\$30.0	\$30.0
<b>Grand Total:</b>	\$0.0	\$30.0	\$0.0	\$0.0	\$0.0	\$0.0	\$0.0	\$30.0	\$30.0

**City of Mount Vernon CIP 2015 - 2020**  
**Capital Improvement Plan**  
**Funding Sources By Department**

**Fire - Unfunded**

(\$ in 000's)											
Revenue Sources	Total Capital Costs:	Previous:	2015	2016	2017	2018	2019	2020	Six Year Total	Project Total	
<b>F-99-01</b>	FIRE COMMUNICATION SYSTEM		\$0.0	\$0.0	\$0.0	\$100.0	\$0.0	\$0.0	\$0.0	\$100.0	\$100.0
	Grants/Donations (Unfunded)		\$0.0	\$0.0	\$0.0	\$100.0	\$0.0	\$0.0	\$0.0	\$100.0	\$100.0
(\$ in 000's)											
Revenue Sources	Total Capital Costs:	Previous:	2015	2016	2017	2018	2019	2020	Six Year Total	Project Total	
<b>F-00-02</b>	STATION 3 ADDITION		\$0.0	\$0.0	\$0.0	\$0.0	\$250.0	\$0.0	\$0.0	\$250.0	\$250.0
	001 General Obligation Bond		\$0.0	\$0.0	\$0.0	\$0.0	\$250.0	\$0.0	\$0.0	\$250.0	\$250.0
(\$ in 000's)											
Revenue Sources	Total Capital Costs:	Previous:	2015	2016	2017	2018	2019	2020	Six Year Total	Project Total	
<b>F-02-01</b>	CONSTRUCTION OF FACILITIES		\$0.0	\$0.0	\$0.0	\$0.0	\$3,000.0	\$0.0	\$0.0	\$3,000.0	\$3,000.0
	General Obligation Bond		\$0.0	\$0.0	\$0.0	\$0.0	\$3,000.0	\$0.0	\$0.0	\$3,000.0	\$3,000.0
(\$ in 000's)											
Revenue Sources	Total Capital Costs:	Previous:	2015	2016	2017	2018	2019	2020	Six Year Total	Project Total	
<b>F-13-01</b>	SELF CONTAINED BREATHING APPARATUS REPLACEMENT		\$0.0	\$485.0	\$0.0	\$0.0	\$0.0	\$0.0	\$0.0	\$485.0	\$485.0
	Current Expense Fund		\$0.0	\$485.0	\$0.0	\$0.0	\$0.0	\$0.0	\$0.0	\$485.0	\$485.0
<b>Grand Total:</b>			\$0.0	\$485.0	\$0.0	\$100.0	\$3,250.0	\$0.0	\$0.0	\$3,835.0	\$3,835.0

## CIP Project Description

## City of Mount Vernon CIP 2015 - 2020

<input type="checkbox"/> In Prior Plan and In Progress	<b>CIP Plan#</b> F-99-01	<b>Department</b> Fire	<b>Quadrant#</b> 0	<b>Status:</b> Unfunded	<b>Date:</b> 06/03/1999
<input type="checkbox"/> In Prior Plan and Appropriated	<b>Project Name:</b>				
<input checked="" type="checkbox"/> In Prior Plan but Not Appropriated	FIRE COMMUNICATION SYSTEM				
<input type="checkbox"/> New Project	<b>Location:</b>				
<input checked="" type="checkbox"/> Consistent with Comprehensive Plan	FIRE STATIONS, APPARATUS, AND FIXED SITES.				

### Project Description/Scope:

This project would result in the upgrading of the Fire Department's communication system by changing to a new system requiring mobile radios, base stations, remote receivers, mobile data laptops, and would be linked together by point to point communications such as a microwave system. To accomplish this, all existing radios and pagers would have to be replaced with an upgraded system. In addition, the communication back-up generator on little Mountain needs to be replaced

### Project Justification:

The present radio system used by the Fire Department is basically the same as was started in 1948. Current technologies and advances have come and gone and we have not upgraded. Current reports by the Federal Communications Commission indicates that in the near future, our present communications system may not be licensable. Also, our current system is shared by fire agencies in six counties. This CIP is consistent with, and contains elements needed in order to participate with the countywide communications upgrade.

### Project Benefits:

A system that was not shared would allow more dependable communications at emergency sites instead of the interruptions found with a shared system. There are places in our community, because of construction types, that we are not able to communicate from, and with the voting receivers placed throughout the community, we find that we don't have any dead spots. With data capability added to a communications system, there is emergency information that we could transmit directly to the command people or apparatus at an emergency scene, which is impossible to do under our present system.

### Enviromental Impacts:

Not Significant.

### Linkage to Other Projects:

<b>Engineering:</b>	\$0.0
<b>Construction:</b>	\$0.0
<b>Financing:</b>	\$0.0
<b>Misc:</b>	\$100.0
<b>Total Cost:</b>	\$100.0

Revenue Source	Revenue		(In 000's)								Fund	Amount	Year			
CITY	Grants/Donations (Unfunded)												\$100.0	2017		
Prior Yrs	\$0.0		2015	\$0.0	2016	\$0.0	2017	\$100.0	2018	\$0.0	2019	\$0.0	2020	\$0.0	<b>Total Revenue:</b>	<b>\$100.0</b>

## CIP Project Description

## City of Mount Vernon CIP 2015 - 2020

<input type="checkbox"/> In Prior Plan and In Progress	<b>CIP Plan#</b> F-00-02	<b>Department</b> Fire	<b>Quadrant#</b> 3	<b>Status:</b> Unfunded	<b>Date:</b> 05/15/2000
<input type="checkbox"/> In Prior Plan and Appropriated	<b>Project Name:</b>				
<input checked="" type="checkbox"/> In Prior Plan but Not Appropriated	STATION 3 ADDITION				
<input type="checkbox"/> New Project	<b>Location:</b>				
<input checked="" type="checkbox"/> Consistent with Comprehensive Plan					

**Project Description/Scope:**

This project would add a 20X80 (1600sqft) addition to the east side of the station. The purpose of this addition will be multifold: To house an ambulance (soon) and to provide living and sleeping areas for Medics and Tour of Duty volunteers. The current PT equipment would also be moved off from the apparatus bay, very similar to station 2.

**Project Justification:**

While the City currently houses a reserve ambulance at this station, it is "double-stacked" with other apparatus. This means something else has to be moved in order to get one piece or another out or into the station. There is no living or sleeping space available for additional crews. The goal of the expanded volunteer program is to have a minimum crew of volunteers staff the heavy rescue truck each night. This cannot be accomplished within the confines of the current station. Currently, firefighters exercise on the apparatus floor, shared with 3 pieces of fire apparatus. Equipment is cluttered and cramped for space, making a somewhat hazardous atmosphere. Anytime fire apparatus is started, diesel fumes leave the area unusable for a half-hour, or better. Diesel soot is found on equipment which makes clean-up a chore. Diesel soot in the electrical powered equipment will decrease its service life.

**Project Benefits:**

This addition will allow volunteer firefighters to staff the rescue truck at night, and allow for the addition of medics to serve that area. Our firefighters must stay physically fit; a physically fit firefighter is less likely to be injured on the fireground which decreases L & I claims and city insurance costs.

**Environmental Impacts:**

Not Significant.

**Linkage to Other Projects:**

<b>Engineering:</b>	\$0.0
<b>Construction:</b>	\$250.0
<b>Financing:</b>	\$0.0
<b>Misc:</b>	\$0.0
<b>Total Cost:</b>	<u>\$250.0</u>

Revenue Source	Revenue		(In 000's)								Fund	Amount	Year			
CITY	General Obligation Bond										001	\$250.0	2018			
Prior Yrs	\$0.0		2015	\$0.0	2016	\$0.0	2017	\$0.0	2018	\$250.0	2019	\$0.0	2020	\$0.0	<b>Total Revenue:</b>	<b>\$250.0</b>

## CIP Project Description

## City of Mount Vernon CIP 2015 - 2020

<input type="checkbox"/> In Prior Plan and In Progress	<b>CIP Plan#</b> F-02-01	<b>Department</b> Fire	<b>Quadrant#</b> 0	<b>Status:</b> Unfunded	<b>Date:</b> 05/10/2002
<input type="checkbox"/> In Prior Plan and Appropriated	<b>Project Name:</b>				
<input checked="" type="checkbox"/> In Prior Plan but Not Appropriated	CONSTRUCTION OF FACILITIES				
<input type="checkbox"/> New Project	<b>Location:</b>				
<input checked="" type="checkbox"/> Consistent with Comprehensive Plan	Fire Stations				

**Project Description/Scope:**

This project would result in remodeling or replacing of existing fire station to meet current building codes and fire station standards..

**Project Justification:**

Fire station #1 was built in 1964 and has design flaws such as 12-foot high door openings; insufficient office space and living quarters and does not meet modern standards for energy and fire safety.

**Project Benefits:**

As the community continues to grow, there is a need to add additional space at our existing fire stations to accommodate the City's involvement in ambulance transportation. The remodel will result in additional living space, apparatus bay space, physical fitness and training areas, and offices to accommodate future relocation of administrative personnel.

**Enviromental Impacts:**

Not Significant.

**Linkage to Other Projects:**

<b>Engineering:</b>	\$0.0
<b>Construction:</b>	\$3,000.0
<b>Financing:</b>	\$0.0
<b>Misc:</b>	\$0.0
<b>Total Cost:</b>	<u>\$3,000.0</u>

Revenue Source	Revenue		(In 000's)										Fund	Amount	Year
CITY	General Obligation Bond														
Prior Yrs	\$0.0	2015	\$0.0	2016	\$0.0	2017	\$0.0	2018	\$3,000.0	2019	\$0.0	2020	\$0.0	<b>Total Revenue:</b>	<b>\$3,000.0</b>

## CIP Project Description

## City of Mount Vernon CIP 2015 - 2020

In Prior Plan and In Progress      **CIP Plan#** F-04-01    **Department** Fire      **Quadrant#** 0    **Status:** Funded    **Date:** 05/19/2004  
 In Prior Plan and Appropriated      **Project Name:**  
 In Prior Plan but Not Appropriated      THERMAL IMAGING CAMERAS  
 New Project      **Location:**  
 Consistent with Comprehensive Plan      Fire Stations- Citywide

**Project Description/Scope:**

Replacements for 3 Thermal Imaging Cameras.

**Project Justification:**

The Fire Department purchased thermal imaging cameras in 2003 as a tool for searching for victims in a fire building, as well as for locating hidden fires and for hazardous materials responses. The thermal imaging cameras have proven valuable, and we anticipate the need to replace the cameras in 2008.

**Project Benefits:**

The cameras reduce the time it takes to locate persons or pets trapped by a fire; reduce property damage by determining the presence and extent of a fire extension into walls or other hidden spaces as well as providing a reasonable assurance that a fire is completely extinguished; and reduces on-scene time by locating overheated electrical equipment (light ballasts, motors, etc) that create an electrical burning 'smell' within a structure.

**Environmental Impacts:**

Not Significant.

**Linkage to Other Projects:**

<b>Engineering:</b>	\$0.0
<b>Construction:</b>	\$0.0
<b>Financing:</b>	\$0.0
<b>Misc:</b>	\$30.0
<b>Total Cost:</b>	\$30.0

Revenue Source	Revenue		(In 000's)										Fund	Amount	Year	
CITY	Impact Fees													312	\$30.0	2015
Prior Yrs	\$0.0		2015	\$30.0	2016	\$0.0	2017	\$0.0	2018	\$0.0	2019	\$0.0	2020	\$0.0	<b>Total Revenue:</b>	<b>\$30.0</b>

## CIP Project Description

## City of Mount Vernon CIP 2015 - 2020

In Prior Plan and In Progress      **CIP Plan#** F-13-01    **Department** Fire      **Quadrant#**      **Status:** Unfunded    **Date:** 05/15/2012  
 In Prior Plan and Appropriated      **Project Name:**  
 In Prior Plan but Not Appropriated      SELF CONTAINED BREATHING APPARATUS REPLACEMENT  
 New Project      **Location:**  
 Consistent with Comprehensive Plan      Station 2

**Project Description/Scope:**

Replaces air packs that firefighters wear in smoky environments.

**Project Justification:**

Current airpacks are due for replacement in 2013.

**Project Benefits:**

Safety

**Environmental Impacts:**

Not Significant.

**Linkage to Other Projects:**

CFP #	Project
F-01-12	SELF CONTAINED BREATHING APPARATUS REPLACEMENT

<b>Engineering:</b>	\$0.0
<b>Construction:</b>	\$0.0
<b>Financing:</b>	\$0.0
<b>Misc:</b>	\$485.0
<b>Total Cost:</b>	\$485.0

Revenue Source	Revenue	(In 000's)										Fund	Amount	Year	
CITY	Current Expense Fund													\$485.0	2015
Prior Yrs	\$0.0	2015	\$485.0	2016	\$0.0	2017	\$0.0	2018	\$0.0	2019	\$0.0	2020	\$0.0	<b>Total Revenue:</b>	<b>\$485.0</b>



# **General Facilities**

**City of Mount Vernon CIP 2015 - 2020  
Capital Improvement Plan**

12-Jun-14

**Project Totals**

<b>CIP Plan Number</b>	<b>Project Name</b>	<b>General Facilities</b>	<b>Project Funding</b>	<b>Six Year Total</b>	<b>Project Totals</b>
G-99-02	PUBLIC WORKS FACILITY		Unfunded	\$4,700.0	\$5,500.0
G-08-01	DOWNTOWN FLOOD CONTROL SYSTEM		Funded	\$8,048.0	\$25,000.0
G-08-03	DOWNTOWN MULTI-LEVEL PARKING FACILITY		Unfunded	\$16,300.0	\$16,300.0
G-13-01	GENERAL FACILITY INFRASTRUCTURE IMPROVEMENTS		Funded	\$300.0	\$300.0
<b>Total Project Costs:</b>				<b>\$29,348.0</b>	<b>\$47,100.0</b>

**Project Funding By Source**

(\$ in 000's)

<b>Revenue Sources</b>	<b>Total Capital Costs:</b>	<b>Previous:</b>	<b>2015</b>	<b>2016</b>	<b>2017</b>	<b>2018</b>	<b>2019</b>	<b>2020</b>	<b>Six Year Total</b>	<b>Project Total</b>
<b>CITY REVENUE SOURCE TOTAL:</b>		\$5,328.0	\$2,050.0	\$12,050.0	\$50.0	\$50.0	\$50.0	\$50.0	\$14,300.0	\$19,628.0
<b>001 Current Expense Fund</b>		\$443.0	\$50.0	\$50.0	\$50.0	\$50.0	\$50.0	\$50.0	\$300.0	\$743.0
<b>102 Arterial Street Fund</b>		\$234.0	\$0.0	\$0.0	\$0.0	\$0.0	\$0.0	\$0.0	\$0.0	\$234.0
<b>304 REET I</b>		\$1,000.0	\$0.0	\$0.0	\$0.0	\$0.0	\$0.0	\$0.0	\$0.0	\$1,000.0
<b>402 Health and Sanitation Fund</b>		\$800.0	\$0.0	\$0.0	\$0.0	\$0.0	\$0.0	\$0.0	\$0.0	\$800.0
<b>412 Sewer Reserve Fund</b>		\$2,500.0	\$0.0	\$0.0	\$0.0	\$0.0	\$0.0	\$0.0	\$0.0	\$2,500.0
<b>LIFT LTGO Bond Issuance</b>		\$0.0	\$2,000.0	\$12,000.0	\$0.0	\$0.0	\$0.0	\$0.0	\$14,000.0	\$14,000.0
<b>Rental Income and Interest</b>		\$351.0	\$0.0	\$0.0	\$0.0	\$0.0	\$0.0	\$0.0	\$0.0	\$351.0
<b>DEBT REVENUE SOURCE TOTAL:</b>		\$0.0	\$0.0	\$0.0	\$4,700.0	\$0.0	\$0.0	\$0.0	\$4,700.0	\$4,700.0
<b>LTGO</b>		\$0.0	\$0.0	\$0.0	\$4,700.0	\$0.0	\$0.0	\$0.0	\$4,700.0	\$4,700.0

**City of Mount Vernon CIP 2015 - 2020  
Capital Improvement Plan**

**Project Totals**

12-Jun-14

CIP Plan Number	Project Name	General Facilities	Project Funding	Six Year Total	Project Totals
-----------------	--------------	--------------------	-----------------	----------------	----------------

**Project Funding By Source**

(\$ in 000's)

Revenue Sources	Total Capital Costs:	Previous:	2015	2016	2017	2018	2019	2020	Six Year Total	Project Total
<b>GRANT REVENUE SOURCE TOTAL:</b>		\$8,024.0	\$5,000.0	\$0.0	\$0.0	\$0.0	\$0.0	\$0.0	\$5,000.0	\$13,024.0
CDBG Entitlement Grant		\$1,838.0	\$0.0	\$0.0	\$0.0	\$0.0	\$0.0	\$0.0	\$0.0	\$1,838.0
CDBG Section 108 Loan		\$1,000.0	\$0.0	\$0.0	\$0.0	\$0.0	\$0.0	\$0.0	\$0.0	\$1,000.0
FTA (Federal Transit Administration)		\$198.0	\$0.0	\$0.0	\$0.0	\$0.0	\$0.0	\$0.0	\$0.0	\$198.0
Skagit County Econ Dev Grant		\$1,000.0	\$0.0	\$0.0	\$0.0	\$0.0	\$0.0	\$0.0	\$0.0	\$1,000.0
State of Washington Capital Grant		\$2,200.0	\$5,000.0	\$0.0	\$0.0	\$0.0	\$0.0	\$0.0	\$5,000.0	\$7,200.0
State of Washington, Governor		\$988.0	\$0.0	\$0.0	\$0.0	\$0.0	\$0.0	\$0.0	\$0.0	\$988.0
Washington St Rural Vitality Grant		\$800.0	\$0.0	\$0.0	\$0.0	\$0.0	\$0.0	\$0.0	\$0.0	\$800.0
<b>OTHER REVENUE SOURCE TOTAL:</b>		\$4,400.0	\$3,048.0	\$2,300.0	\$0.0	\$0.0	\$0.0	\$0.0	\$5,348.0	\$9,748.0
Contributions and Donations		\$1,000.0	\$0.0	\$0.0	\$0.0	\$0.0	\$0.0	\$0.0	\$0.0	\$1,000.0
Dike District		\$3,400.0	\$0.0	\$0.0	\$0.0	\$0.0	\$0.0	\$0.0	\$0.0	\$3,400.0
Unfunded		\$0.0	\$3,048.0	\$2,300.0	\$0.0	\$0.0	\$0.0	\$0.0	\$5,348.0	\$5,348.0
<b>Grand Total:</b>		17,752.0	10,098.0	14,350.0	\$4,750.0	\$50.0	\$50.0	\$50.0	\$29,348.0	\$47,100.0

**City of Mount Vernon CIP 2015 - 2020**

**Capital Improvement Plan  
Funding Sources By Department**

**General Facilities - Funded**

		(\$ in 000's)							Six Year Total	Project Total
Revenue Sources	Total Capital Costs: Previous:	2015	2016	2017	2018	2019	2020			
<b>G-08-01</b>	DOWNTOWN FLOOD CONTROL SYSTEM	<b>16,952.0</b>	<b>\$8,048.0</b>	<b>\$0.0</b>	<b>\$0.0</b>	<b>\$0.0</b>	<b>\$0.0</b>	<b>\$0.0</b>	<b>\$8,048.0</b>	<b>\$25,000.0</b>
001	Current Expense Fund	\$443.0	\$0.0	\$0.0	\$0.0	\$0.0	\$0.0	\$0.0	\$0.0	\$443.0
102	Arterial Street Fund	\$234.0	\$0.0	\$0.0	\$0.0	\$0.0	\$0.0	\$0.0	\$0.0	\$234.0
304	REET I	\$1,000.0	\$0.0	\$0.0	\$0.0	\$0.0	\$0.0	\$0.0	\$0.0	\$1,000.0
412	Sewer Reserve Fund	\$2,500.0	\$0.0	\$0.0	\$0.0	\$0.0	\$0.0	\$0.0	\$0.0	\$2,500.0
	Rental Income and Interest	\$351.0	\$0.0	\$0.0	\$0.0	\$0.0	\$0.0	\$0.0	\$0.0	\$351.0
	CDBG Entitlement Grant	\$1,838.0	\$0.0	\$0.0	\$0.0	\$0.0	\$0.0	\$0.0	\$0.0	\$1,838.0
	CDBG Section 108 Loan	\$1,000.0	\$0.0	\$0.0	\$0.0	\$0.0	\$0.0	\$0.0	\$0.0	\$1,000.0
	FTA (Federal Transit Administration)	\$198.0	\$0.0	\$0.0	\$0.0	\$0.0	\$0.0	\$0.0	\$0.0	\$198.0
	Skagit County Econ Dev Grant	\$1,000.0	\$0.0	\$0.0	\$0.0	\$0.0	\$0.0	\$0.0	\$0.0	\$1,000.0
	State of Washington Capital Grant	\$2,200.0	\$5,000.0	\$0.0	\$0.0	\$0.0	\$0.0	\$0.0	\$5,000.0	\$7,200.0
	State of Washington, Governor	\$988.0	\$0.0	\$0.0	\$0.0	\$0.0	\$0.0	\$0.0	\$0.0	\$988.0
	Washington St Rural Vitality Grant	\$800.0	\$0.0	\$0.0	\$0.0	\$0.0	\$0.0	\$0.0	\$0.0	\$800.0
	Contributions and Donations	\$1,000.0	\$0.0	\$0.0	\$0.0	\$0.0	\$0.0	\$0.0	\$0.0	\$1,000.0
	Dike District	\$3,400.0	\$0.0	\$0.0	\$0.0	\$0.0	\$0.0	\$0.0	\$0.0	\$3,400.0
	Unfunded	\$0.0	\$3,048.0	\$0.0	\$0.0	\$0.0	\$0.0	\$0.0	\$3,048.0	\$3,048.0
		(\$ in 000's)							Six Year Total	Project Total
Revenue Sources	Total Capital Costs: Previous:	2015	2016	2017	2018	2019	2020			
<b>G-13-01</b>	GENERAL FACILITY INFRASTRUCTURE IMPROVEMENTS	<b>\$0.0</b>	<b>\$50.0</b>	<b>\$50.0</b>	<b>\$50.0</b>	<b>\$50.0</b>	<b>\$50.0</b>	<b>\$50.0</b>	<b>\$300.0</b>	<b>\$300.0</b>
001	Current Expense Fund	\$0.0	\$50.0	\$50.0	\$50.0	\$50.0	\$50.0	\$50.0	\$300.0	\$300.0
<b>Grand Total:</b>		<b>16,952.0</b>	<b>\$8,098.0</b>	<b>\$50.0</b>	<b>\$50.0</b>	<b>\$50.0</b>	<b>\$50.0</b>	<b>\$50.0</b>	<b>\$8,348.0</b>	<b>\$25,300.0</b>

**City of Mount Vernon CIP 2015 - 2020**

**Capital Improvement Plan  
Funding Sources By Department**

**General Facilities - Unfunded**

(\$ in 000's)										
Revenue Sources	Total Capital Costs:	Previous:	2015	2016	2017	2018	2019	2020	Six Year Total	Project Total
<b>G-99-02</b>	PUBLIC WORKS FACILITY	\$800.0	\$0.0	\$0.0	\$4,700.0	\$0.0	\$0.0	\$0.0	\$4,700.0	\$5,500.0
	402 Health and Sanitation Fund	\$800.0	\$0.0	\$0.0	\$0.0	\$0.0	\$0.0	\$0.0	\$0.0	\$800.0
	LTGO	\$0.0	\$0.0	\$0.0	\$4,700.0	\$0.0	\$0.0	\$0.0	\$4,700.0	\$4,700.0
(\$ in 000's)										
Revenue Sources	Total Capital Costs:	Previous:	2015	2016	2017	2018	2019	2020	Six Year Total	Project Total
<b>G-08-03</b>	DOWNTOWN MULTI-LEVEL PARKING FACILITY	\$0.0	\$2,000.0	\$14,300.0	\$0.0	\$0.0	\$0.0	\$0.0	\$16,300.0	\$16,300.0
	LIFT LTGO Bond Issuance	\$0.0	\$2,000.0	\$12,000.0	\$0.0	\$0.0	\$0.0	\$0.0	\$14,000.0	\$14,000.0
	Unfunded	\$0.0	\$0.0	\$2,300.0	\$0.0	\$0.0	\$0.0	\$0.0	\$2,300.0	\$2,300.0
<b>Grand Total:</b>		<b>\$800.0</b>	<b>\$2,000.0</b>	<b>\$14,300.0</b>	<b>\$4,700.0</b>	<b>\$0.0</b>	<b>\$0.0</b>	<b>\$0.0</b>	<b>\$21,000.0</b>	<b>\$21,800.0</b>

## CIP Project Description

## City of Mount Vernon CIP 2015 - 2020

In Prior Plan and In Progress      **CIP Plan#** G-99-02    **Department** General Facilities    **Quadrant#** 3    **Status:** Unfunded    **Date:** 06/01/1999  
 In Prior Plan and Appropriated      **Project Name:**  
 In Prior Plan but Not Appropriated      PUBLIC WORKS FACILITY  
 New Project      **Location:**  
 Consistent with Comprehensive Plan      East of current shop area

**Project Description/Scope:**

Construct shop complex for transportation, solid waste, equipment maintenance, park maintenance and some wastewater maintenance activities.

**Project Justification:**

The Shop Complex area is becoming too small for the activities that occur there.

**Project Benefits:**

It would be highly beneficial to have an enhanced and newer Shop Complex.

**Enviromental Impacts:**

Not Significant.

**Linkage to Other Projects:**

CFP #	Project
D-99-02	KULSHAN CREEK PARK

<b>Engineering:</b>	\$300.0
<b>Construction:</b>	\$4,400.0
<b>Financing:</b>	\$0.0
<b>Misc:</b>	\$800.0
<b>Total Cost:</b>	\$5,500.0

Revenue Source	Revenue	(In 000's)										Fund	Amount	Year	
CITY	Health and Sanitation Fund												402	\$800.0	2008
DEBT	LTGO													\$4,700.0	2017
Prior Yrs	\$800.0	2015	\$0.0	2016	\$0.0	2017	\$4,700.0	2018	\$0.0	2019	\$0.0	2020	\$0.0	<b>Total Revenue:</b>	<b>\$5,500.0</b>

## CIP Project Description

## City of Mount Vernon CIP 2015 - 2020

In Prior Plan and In Progress      **CIP Plan#** G-08-01    **Department** General Facilities    **Quadrant#** 4    **Status:** Funded    **Date:** 06/05/2007  
 In Prior Plan and Appropriated      **Project Name:**  
 In Prior Plan but Not Appropriated      DOWNTOWN FLOOD CONTROL SYSTEM  
 New Project      **Location:**  
 Consistent with Comprehensive Plan      The floodwall and levy combination will run from Lion's Park south to the Wastewater Treatment Plant.

**Project Description/Scope:**

The City has completed an environmental impact statement, NEPA and SEPA process and final engineering is complete. Phase I of the project was constructed in 2010. Phase II is under construction and will be completed in 2014. Phase III is the final phase of the project and will begin construction in late 2014. The Downtown Flood Control Project will provide permanent flood protection in the downtown area including protection from a 100-year flood. The project has a combination of floodwall, stop-logs and levy system.

**Project Justification:**

The downtown area continues to be at risk in flooding situations requiring sandbagging and flood fighting efforts. The goal is to remove downtown Mount Vernon from the 100-year flood plain.

**Project Benefits:**

Protect downtown from flooding. Enhance possibilities for development and redevelopment in the downtown core.

**Environmental Impacts:**

The Final Environmental Impact Statement completed in 2007. NEPA completed in 2008.

**Linkage to Other Projects:**

CFP #	Project
G-08-02	DOWNTOWN RIVER PROMENADE AND IMPROVEMENTS
G-08-03	DOWNTOWN MULTI-LEVEL PARKING FACILITY
P-11-01	SKAGIT RIVERWALK PARK

<b>Engineering:</b>	\$1,670.0
<b>Construction:</b>	\$14,000.0
<b>Financing:</b>	\$0.0
<b>Misc:</b>	\$9,330.0
<b>Total Cost:</b>	\$25,000.0

## CIP Project Description

## City of Mount Vernon CIP 2015 - 2020

Revenue Source	Revenue	(In 000's)	Fund	Amount	Year										
GRANT	FTA (Federal Transit Administration)			\$198.0	2006										
CITY	Arterial Street Fund		102	\$234.0	2007										
GRANT	State of Washington, Governor			\$988.0	2007										
CITY	Current Expense Fund		001	\$443.0	2008										
OTHER	Contributions and Donations			\$1,000.0	2008										
GRANT	Washington St Rural Vitality Grant			\$800.0	2010										
CITY	Sewer Reserve Fund		412	\$2,500.0	2011										
CITY	Rental Income and Interest			\$351.0	2012										
GRANT	CDBG Entitlement Grant			\$1,838.0	2012										
GRANT	Skagit County Econ Dev Grant			\$1,000.0	2012										
OTHER	Dike District			\$2,000.0	2012										
CITY	REET I		304	\$1,000.0	2013										
GRANT	CDBG Section 108 Loan			\$1,000.0	2013										
GRANT	State of Washington Capital Grant			\$2,200.0	2013										
OTHER	Dike District			\$1,400.0	2014										
GRANT	State of Washington Capital Grant			\$5,000.0	2015										
OTHER	Unfunded			\$3,048.0	2015										
Prior Yrs	\$16,952.0	2015	\$8,048.0	2016	\$0.0	2017	\$0.0	2018	\$0.0	2019	\$0.0	2020	\$0.0	<b>Total Revenue:</b>	<b>\$25,000.0</b>



## CIP Project Description

## City of Mount Vernon CIP 2015 - 2020

In Prior Plan and In Progress      **CIP Plan#** G-08-03    **Department** General Facilities    **Quadrant#** 4    **Status:** Unfunded    **Date:** 06/05/2007  
 In Prior Plan and Appropriated      **Project Name:**  
 In Prior Plan but Not Appropriated      DOWNTOWN MULTI-LEVEL PARKING FACILITY  
 New Project      **Location:**  
 Consistent with Comprehensive Plan      Downtown Mount Vernon, strategically located to serve the downtown area,

**Project Description/Scope:**

Construct a multi-level parking facility with 400 to 600 stalls. The facility will be needed to accommodate the displaced parking on the revetment resulting from the construction of the flood control system. The parking facility should also include additional parking for other possible tenants such as Skagit Station, Skagit County and/or private developers.

**Project Justification:**

To provide needed parking in downtown Mount Vernon.

**Project Benefits:**

Economic revitalization of the downtown area, in conjunction with the flood control project.

**Environmental Impacts:**

Not Significant.

**Linkage to Other Projects:**

CFP #	Project
G-08-01	DOWNTOWN FLOOD CONTROL SYSTEM
G-08-02	DOWNTOWN RIVER PROMENADE AND IMPROVEMENTS
P-11-01	SKAGIT RIVERWALK PARK

<b>Engineering:</b>	\$1,630.0
<b>Construction:</b>	\$13,670.0
<b>Financing:</b>	\$0.0
<b>Misc:</b>	\$1,000.0
<b>Total Cost:</b>	\$16,300.0

Revenue Source	Revenue	(In 000's)										Fund	Amount	Year	
CITY	LIFT LTGO Bond Issuance													\$2,000.0	2015
CITY	LIFT LTGO Bond Issuance													\$12,000.0	2016
OTHER	Unfunded													\$2,300.0	2016
Prior Yrs	\$0.0	2015	\$2,000.0	2016	\$14,300.0	2017	\$0.0	2018	\$0.0	2019	\$0.0	2020	\$0.0	<b>Total Revenue:</b>	<b>\$16,300.0</b>

## CIP Project Description

## City of Mount Vernon CIP 2015 - 2020

In Prior Plan and In Progress      **CIP Plan#** G-13-01    **Department** General Facilities    **Quadrant#** All    **Status:** Funded    **Date:** 05/31/2012  
 In Prior Plan and Appropriated      **Project Name:**  
 In Prior Plan but Not Appropriated      GENERAL FACILITY INFRASTRUCTURE IMPROVEMENTS  
 New Project      **Location:**  
 Consistent with Comprehensive Plan      All City Facilities, excluding utility facilities

**Project Description/Scope:**

Improvements to include repair and/or replacement of facility infrastructure such as roofs, HVAC, carpets, etc.

**Project Justification:**

Necessary to address our aging facilities.

**Project Benefits:**

Maintaining our facilities to an acceptable standard.

**Enviromental Impacts:**

Not Significant.

**Linkage to Other Projects:**

<b>Engineering:</b>	\$0.0
<b>Construction:</b>	\$300.0
<b>Financing:</b>	\$0.0
<b>Misc:</b>	\$0.0
<b>Total Cost:</b>	\$300.0

Revenue Source	Revenue	(In 000's)										Fund	Amount	Year	
CITY	Current Expense Fund												001	\$50.0	2015
CITY	Current Expense Fund												001	\$50.0	2016
CITY	Current Expense Fund												001	\$50.0	2017
CITY	Current Expense Fund												001	\$50.0	2018
CITY	Current Expense Fund												001	\$50.0	2019
CITY	Current Expense Fund												001	\$50.0	2020
Prior Yrs	\$0.0	2015	\$50.0	2016	\$50.0	2017	\$50.0	2018	\$50.0	2019	\$50.0	2020	\$50.0	<b>Total Revenue:</b>	<b>\$300.0</b>

# **Information Systems**

**City of Mount Vernon CIP 2015 - 2020  
Capital Improvement Plan**

**Project Totals**

31-Jul-14

CIP Plan Number	Project Name	Info Services	Project Funding	Six Year Total	Project Totals
IS-14-01	PASSIVE OPTICAL NETWORK UPGRADE		Funded	\$60.0	\$60.0
IS-14-02	LITTLE MOUNTAIN FIBER EXPANSION		Funded	\$45.0	\$45.0
IS-15-01	SAN STORAGE FOR VIRTUAL SERVERS		Unfunded	\$32.0	\$32.0
IS-15-02	IDS - SECURITY BREACH DETECTION EQUIPMENT		Unfunded	\$27.0	\$27.0
<b>Total Project Costs:</b>				<b>\$164.0</b>	<b>\$164.0</b>

**Project Funding By Source**

(\$ in 000's)

Revenue Sources	Total Capital Costs:	Previous:	2015	2016	2017	2018	2019	2020	Six Year Total	Project Total
<b>CITY REVENUE SOURCE TOTAL:</b>		\$0.0	\$134.0	\$0.0	\$0.0	\$0.0	\$0.0	\$0.0	\$134.0	\$134.0
<b>Current Expense Fund (unfunded)</b>		\$0.0	\$59.0	\$0.0	\$0.0	\$0.0	\$0.0	\$0.0	\$59.0	\$59.0
<b>Fiber Optic Fund</b>		\$0.0	\$75.0	\$0.0	\$0.0	\$0.0	\$0.0	\$0.0	\$75.0	\$75.0
<b>OTHER REVENUE SOURCE TOTAL:</b>		\$0.0	\$30.0	\$0.0	\$0.0	\$0.0	\$0.0	\$0.0	\$30.0	\$30.0
<b>Government Partners</b>		\$0.0	\$30.0	\$0.0	\$0.0	\$0.0	\$0.0	\$0.0	\$30.0	\$30.0
<b>Grand Total:</b>		\$0.0	\$164.0	\$0.0	\$0.0	\$0.0	\$0.0	\$0.0	\$164.0	\$164.0

**City of Mount Vernon CIP 2015 - 2020**  
**Capital Improvement Plan**  
**Funding Sources By Department**

**Info Services - Funded**

(\$ in 000's)										
Revenue Sources	Total Capital Costs:	Previous:	2015	2016	2017	2018	2019	2020	Six Year Total	Project Total
<b>IS-14-01</b>	PASSIVE OPTICAL NETWORK UPGRADE									
	\$0.0	\$60.0	\$0.0	\$0.0	\$0.0	\$0.0	\$0.0	\$0.0	\$60.0	\$60.0
Fiber Optic Fund	\$0.0	\$60.0	\$0.0	\$0.0	\$0.0	\$0.0	\$0.0	\$0.0	\$60.0	\$60.0
(\$ in 000's)										
Revenue Sources	Total Capital Costs:	Previous:	2015	2016	2017	2018	2019	2020	Six Year Total	Project Total
<b>IS-14-02</b>	LITTLE MOUNTAIN FIBER EXPANSION									
	\$0.0	\$45.0	\$0.0	\$0.0	\$0.0	\$0.0	\$0.0	\$0.0	\$45.0	\$45.0
Fiber Optic Fund	\$0.0	\$15.0	\$0.0	\$0.0	\$0.0	\$0.0	\$0.0	\$0.0	\$15.0	\$15.0
Government Partners	\$0.0	\$30.0	\$0.0	\$0.0	\$0.0	\$0.0	\$0.0	\$0.0	\$30.0	\$30.0
<b>Grand Total:</b>		\$0.0	\$105.0	\$0.0	\$0.0	\$0.0	\$0.0	\$0.0	\$105.0	\$105.0

**City of Mount Vernon CIP 2015 - 2020**  
**Capital Improvement Plan**  
**Funding Sources By Department**

**Info Services - Unfunded**

(\$ in 000's)										
Revenue Sources	Total Capital Costs:	Previous:	2015	2016	2017	2018	2019	2020	Six Year Total	Project Total
<b>IS-15-01</b>	SAN STORAGE FOR VIRTUAL SERVERS		\$0.0	\$32.0	\$0.0	\$0.0	\$0.0	\$0.0	\$32.0	\$32.0
	Current Expense Fund (unfunded)		\$0.0	\$32.0	\$0.0	\$0.0	\$0.0	\$0.0	\$32.0	\$32.0
(\$ in 000's)										
Revenue Sources	Total Capital Costs:	Previous:	2015	2016	2017	2018	2019	2020	Six Year Total	Project Total
<b>IS-15-02</b>	IDS - SECURITY BREACH DETECTION EQUIPMENT		\$0.0	\$27.0	\$0.0	\$0.0	\$0.0	\$0.0	\$27.0	\$27.0
	Current Expense Fund (unfunded)		\$0.0	\$27.0	\$0.0	\$0.0	\$0.0	\$0.0	\$27.0	\$27.0
<b>Grand Total:</b>			\$0.0	\$59.0	\$0.0	\$0.0	\$0.0	\$0.0	\$59.0	\$59.0

## CIP Project Description

## City of Mount Vernon CIP 2015 - 2020

<input type="checkbox"/> In Prior Plan and In Progress	<b>CIP Plan#</b> IS-14-01	<b>Department</b> Info Services	<b>Quadrant#</b>	<b>Status:</b> Funded	<b>Date:</b> 04/24/2013
<input type="checkbox"/> In Prior Plan and Appropriated	<b>Project Name:</b>				
<input type="checkbox"/> In Prior Plan but Not Appropriated	PASSIVE OPTICAL NETWORK UPGRADE				
<input checked="" type="checkbox"/> New Project	<b>Location:</b>				
<input type="checkbox"/> Consistent with Comprehensive Plan	Equipment located in Cityhall				

**Project Description/Scope:**

The Fiber Optic infrastructure upgrade of backbone equipment

**Project Justification:**

The Fiber Optic infrastructure needed to provide services to the Businesses requires an upgrade of equipment

**Project Benefits:**

This upgrade will provide the bandwidth capability needed for our business community to compete in todays market.

**Enviromental Impacts:**

Not Significant.

**Linkage to Other Projects:**

<b>Engineering:</b>	\$0.0
<b>Construction:</b>	\$0.0
<b>Financing:</b>	\$0.0
<b>Misc:</b>	\$60.0
<b>Total Cost:</b>	<u>\$60.0</u>

Revenue Source	Revenue	(In 000's)										Fund	Amount	Year	
CITY	Fiber Optic Fund													\$60.0	2014
Prior Yrs	\$60.0	2015	\$0.0	2016	\$0.0	2017	\$0.0	2018	\$0.0	2019	\$0.0	2020	\$0.0	<b>Total Revenue:</b>	<b>\$60.0</b>

## CIP Project Description

## City of Mount Vernon CIP 2015 - 2020

<input type="checkbox"/> In Prior Plan and In Progress	<b>CIP Plan#</b> IS-14-02	<b>Department</b> Info Services	<b>Quadrant#</b>	<b>Status:</b> Funded	<b>Date:</b> 04/24/2013
<input type="checkbox"/> In Prior Plan and Appropriated	<b>Project Name:</b>				
<input type="checkbox"/> In Prior Plan but Not Appropriated	LITTLE MOUNTAIN FIBER EXPANSION				
<input checked="" type="checkbox"/> New Project	<b>Location:</b>				
<input type="checkbox"/> Consistent with Comprehensive Plan	Little Mountain				

**Project Description/Scope:**

To expand Fiber to the top of Little Mountain

**Project Justification:**

The fiber expansion is needed to improve emergency communications.

**Project Benefits:**

The fiber expansion will provide the connections for our current emergency communications equipment, connections for 911, camera surveillance for the park and equipment, and for cell tower users to connect to the city backbone.

**Enviromental Impacts:**

Not Significant.

**Linkage to Other Projects:**

<b>Engineering:</b>	\$0.0
<b>Construction:</b>	\$45.0
<b>Financing:</b>	\$0.0
<b>Misc:</b>	\$0.0
<b>Total Cost:</b>	<u>\$45.0</u>

Revenue Source	Revenue	(In 000's)											Fund	Amount	Year	
CITY	Fiber Optic Fund														\$15.0	2014
OTHER	Government Partners														\$30.0	2014
Prior Yrs	\$45.0	2015	\$0.0	2016	\$0.0	2017	\$0.0	2018	\$0.0	2019	\$0.0	2020	\$0.0	<b>Total Revenue:</b>	<b>\$45.0</b>	



## CIP Project Description

## City of Mount Vernon CIP 2015 - 2020

<input type="checkbox"/> In Prior Plan and In Progress	<b>CIP Plan#</b> IS-15-01	<b>Department</b> Info Services	<b>Quadrant#</b>	<b>Status:</b> Unfunded	<b>Date:</b> 04/25/2014
<input type="checkbox"/> In Prior Plan and Appropriated	<b>Project Name:</b>				
<input type="checkbox"/> In Prior Plan but Not Appropriated	SAN STORAGE FOR VIRTUAL SERVERS				
<input checked="" type="checkbox"/> New Project	<b>Location:</b>				
<input type="checkbox"/> Consistent with Comprehensive Plan	Cityhall Server Room				

**Project Description/Scope:**

Upgrade our current aging SAN to better support the current and future needs of our servers allowing us to better serve our users.

**Project Justification:**

Our current SAN uses old technology for both it storage and internal architecture. EMC is also discontinuing support for our current SAN leaving us at possible not being able to get spares as components fail in the future.

**Project Benefits:**

With a new SAN our downtime would be reduce during updates and upgrades to our current VM Server. It would also allow us to continue to expanded our VM Servers without further degradation in our current SAN.

Some other benefits of new SANs are:

- Improve application performance and availability.
- Reduce hardware and management costs.
- Increase overall storage capacity.

**Enviromental Impacts:**

Not Significant.

**Linkage to Other Projects:**

<b>Engineering:</b>	\$0.0
<b>Construction:</b>	\$0.0
<b>Financing:</b>	\$0.0
<b>Misc:</b>	\$32.0
<b>Total Cost:</b>	\$32.0

Revenue Source	Revenue		(In 000's)										Fund	Amount	Year	
CITY	Current Expense Fund (unfunded)															
Prior Yrs	\$0.0	2015	\$32.0	2016	\$0.0	2017	\$0.0	2018	\$0.0	2019	\$0.0	2020	\$0.0	<b>Total Revenue:</b>	<b>\$32.0</b>	

## CIP Project Description

## City of Mount Vernon CIP 2015 - 2020

<input type="checkbox"/> In Prior Plan and In Progress	<b>CIP Plan#</b> IS-15-02	<b>Department</b> Info Services	<b>Quadrant#</b>	<b>Status:</b> Unfunded	<b>Date:</b> 04/25/2014
<input type="checkbox"/> In Prior Plan and Appropriated	<b>Project Name:</b>				
<input type="checkbox"/> In Prior Plan but Not Appropriated	IDS - SECURITY BREACH DETECTION EQUIPMENT				
<input checked="" type="checkbox"/> New Project	<b>Location:</b>				
<input type="checkbox"/> Consistent with Comprehensive Plan	Cityhall Server Room				

**Project Description/Scope:**

Implement a Zero-Day IDS system into our current firewall scheme protecting us from outside intruders.

**Project Justification:**

Because our insurance company (WCIA) is now requiring us to have one.

**Project Benefits:**

Our users would be better protected when their jobs require them to be using the internet and when new threats are introduced into the wild our discovery of infected sites would be greatly increased.

**Enviromental Impacts:**

Not Significant.

**Linkage to Other Projects:**

<b>Engineering:</b>	\$0.0
<b>Construction:</b>	\$0.0
<b>Financing:</b>	\$0.0
<b>Misc:</b>	\$27.0
<b>Total Cost:</b>	\$27.0

Revenue Source	Revenue	(In 000's)										Fund	Amount	Year	
CITY	Current Expense Fund (unfunded)													\$27.0	2015
Prior Yrs	\$0.0	2015	\$27.0	2016	\$0.0	2017	\$0.0	2018	\$0.0	2019	\$0.0	2020	\$0.0	<b>Total Revenue:</b>	<b>\$27.0</b>

# Library

**City of Mount Vernon CIP 2015 - 2020  
Capital Improvement Plan**

12-Jun-14

**Project Totals**

<b>CIP Plan Number</b>	<b>Project Name</b>	<b>Library</b>	<b>Project Funding</b>	<b>Six Year Total</b>	<b>Project Totals</b>
L-94-07	LIBRARY FACILITY		Unfunded	\$10,000.0	\$10,000.0
L-08-01	NEW ROOF FOR LIBRARY		Funded	\$150.0	\$150.0
L-09-01	UPGRADE/MIGRATION TO NEW INTEGRATED LIB OP SYSTEM (ILS)		Unfunded	\$65.0	\$65.0
L-12-01	LIBRARY SECURITY SYSTEM UPGRADE		Unfunded	\$58.0	\$58.0
<b>Total Project Costs:</b>				<b>\$10,273.0</b>	<b>\$10,273.0</b>

**Project Funding By Source**

(\$ in 000's)

<b>Revenue Sources</b>	<b>Total Capital Costs:</b>	<b>Previous:</b>	<b>2015</b>	<b>2016</b>	<b>2017</b>	<b>2018</b>	<b>2019</b>	<b>2020</b>	<b>Six Year Total</b>	<b>Project Total</b>
<b>CITY REVENUE SOURCE TOTAL:</b>		\$0.0	\$150.0	\$58.0	\$0.0	\$0.0	\$0.0	\$0.0	\$208.0	\$208.0
<b>Current Expense Fund</b>		\$0.0	\$150.0	\$0.0	\$0.0	\$0.0	\$0.0	\$0.0	\$150.0	\$150.0
<b>Unfunded</b>		\$0.0	\$0.0	\$58.0	\$0.0	\$0.0	\$0.0	\$0.0	\$58.0	\$58.0
<b>DEBT REVENUE SOURCE TOTAL:</b>		\$0.0	\$0.0	\$10,065.0	\$0.0	\$0.0	\$0.0	\$0.0	\$10,065.0	\$10,065.0
		\$0.0	\$0.0	\$0.0	\$0.0	\$0.0	\$0.0	\$0.0	\$0.0	\$0.0
<b>General Obligation Bond</b>		\$0.0	\$0.0	\$10,000.0	\$0.0	\$0.0	\$0.0	\$0.0	\$10,000.0	\$10,000.0
<b>Unfunded</b>		\$0.0	\$0.0	\$65.0	\$0.0	\$0.0	\$0.0	\$0.0	\$65.0	\$65.0
<b>Grand Total:</b>		\$0.0	\$150.0	\$10,123.0	\$0.0	\$0.0	\$0.0	\$0.0	\$10,273.0	\$10,273.0

**City of Mount Vernon CIP 2015 - 2020**  
**Capital Improvement Plan**  
**Funding Sources By Department**

**Library - Funded**

(\$ in 000's)

Revenue Sources	Total Capital Costs: Previous:	2015	2016	2017	2018	2019	2020	Six Year Total	Project Total
<b>L-08-01</b> NEW ROOF FOR LIBRARY	\$0.0	\$150.0	\$0.0	\$0.0	\$0.0	\$0.0	\$0.0	\$150.0	\$150.0
<b>Current Expense Fund</b>	\$0.0	\$150.0	\$0.0	\$0.0	\$0.0	\$0.0	\$0.0	\$150.0	\$150.0
<b>Grand Total:</b>	<b>\$0.0</b>	<b>\$150.0</b>	<b>\$0.0</b>	<b>\$0.0</b>	<b>\$0.0</b>	<b>\$0.0</b>	<b>\$0.0</b>	<b>\$150.0</b>	<b>\$150.0</b>

**City of Mount Vernon CIP 2015 - 2020**  
**Capital Improvement Plan**  
**Funding Sources By Department**

**Library - Unfunded**

(\$ in 000's)										
Revenue Sources	Total Capital Costs:	Previous:	2015	2016	2017	2018	2019	2020	Six Year Total	Project Total
<b>L-94-07</b>	LIBRARY FACILITY	\$0.0	\$0.0	10,000.0	\$0.0	\$0.0	\$0.0	\$0.0	\$10,000.0	\$10,000.0
		\$0.0	\$0.0	\$0.0	\$0.0	\$0.0	\$0.0	\$0.0	\$0.0	\$0.0
	General Obligation Bond	\$0.0	\$0.0	10,000.0	\$0.0	\$0.0	\$0.0	\$0.0	\$10,000.0	\$10,000.0
(\$ in 000's)										
Revenue Sources	Total Capital Costs:	Previous:	2015	2016	2017	2018	2019	2020	Six Year Total	Project Total
<b>L-09-01</b>	UPGRADE/MIGRATION TO NEW INTEGRATED LIB OP SYSTEM (ILS)	\$0.0	\$0.0	\$65.0	\$0.0	\$0.0	\$0.0	\$0.0	\$65.0	\$65.0
	Unfunded	\$0.0	\$0.0	\$65.0	\$0.0	\$0.0	\$0.0	\$0.0	\$65.0	\$65.0
(\$ in 000's)										
Revenue Sources	Total Capital Costs:	Previous:	2015	2016	2017	2018	2019	2020	Six Year Total	Project Total
<b>L-12-01</b>	LIBRARY SECURITY SYSTEM UPGRADE	\$0.0	\$0.0	\$58.0	\$0.0	\$0.0	\$0.0	\$0.0	\$58.0	\$58.0
	Unfunded	\$0.0	\$0.0	\$58.0	\$0.0	\$0.0	\$0.0	\$0.0	\$58.0	\$58.0
<b>Grand Total:</b>		\$0.0	\$0.0	10,123.0	\$0.0	\$0.0	\$0.0	\$0.0	\$10,123.0	\$10,123.0

## CIP Project Description

## City of Mount Vernon CIP 2015 - 2020

<input type="checkbox"/> In Prior Plan and In Progress	<b>CIP Plan#</b> L-94-07	<b>Department</b> Library	<b>Quadrant#</b> 2	<b>Status:</b> Unfunded	<b>Date:</b> 05/10/1999
<input type="checkbox"/> In Prior Plan and Appropriated	<b>Project Name:</b>				
<input checked="" type="checkbox"/> In Prior Plan but Not Appropriated	LIBRARY FACILITY				
<input type="checkbox"/> New Project	<b>Location:</b>				
<input checked="" type="checkbox"/> Consistent with Comprehensive Plan	Under Review				

**Project Description/Scope:**

Purchase the necessary land and construct a new Library with approximately 30,000-40,000 square feet outside the flood plain.

**Project Justification:**

Growth of population combined with the fact that Mount Vernon has the largest collection of materials in the county has resulted in usage far greater than the current space can accommodate. Children's programs have been limited in enrollment. and many former services have been dropped due to space limitations. In addition the current Library is located in the flood plain, jeopardizing the safety of Library materials. Ideally, a new library can be part of a joint-use facility including possible partnering with City Parks, MV Senior Center, MV Historical Society and/or Children's Museum of Skagit County in a "community center" facility. Lastly, a major need in this community is for meeting rooms available to the public, again a great fit with a community center concept.

**Project Benefits:**

A new, larger library would accommodate the existing and projected population; expanding collection, services and technology; and include public meeting room(s) that would benefit the entire community.

**Enviromental Impacts:**

Not Significant.

**Linkage to Other Projects:**

<b>Engineering:</b>	\$0.0
<b>Construction:</b>	\$10,000.0
<b>Financing:</b>	\$0.0
<b>Misc:</b>	\$0.0
<b>Total Cost:</b>	\$10,000.0

Revenue Source	Revenue		(In 000's)										Fund	Amount	Year		
DEBT	General Obligation Bond															\$10,000.0	2016
DEBT																\$0.0	2017
DEBT																\$0.0	2018
DEBT																\$0.0	2019
DEBT																\$0.0	2020
Prior Yrs	\$0.0	2015	\$0.0	2016	\$10,000.0	2017	\$0.0	2018	\$0.0	2019	\$0.0	2020	\$0.0		<b>Total Revenue:</b>	<b>\$10,000.0</b>	

## CIP Project Description

## City of Mount Vernon CIP 2015 - 2020

<input type="checkbox"/> In Prior Plan and In Progress	<b>CIP Plan#</b> L-08-01	<b>Department</b> Library	<b>Quadrant#</b>	<b>Status:</b> Funded	<b>Date:</b> 05/07/2007
<input type="checkbox"/> In Prior Plan and Appropriated	<b>Project Name:</b>				
<input checked="" type="checkbox"/> In Prior Plan but Not Appropriated	NEW ROOF FOR LIBRARY				
<input type="checkbox"/> New Project	<b>Location:</b>				
<input checked="" type="checkbox"/> Consistent with Comprehensive Plan	Current site of library, 315 Snoqualmie St.				

**Project Description/Scope:**

Place a new roof over the library that will seal and secure the building from historic leakage problems.

**Project Justification:**

While the patching of weak spots in the roof when leakage occurs has helped, the overall security of the collection and the facility is at risk from heavy rains. Given that the current occupant (library) as well as possible future occupants (City offices and/or meeting rooms) will want security from rain leakage, a permanent fix to the leakage problem is strongly advised.

**Project Benefits:**

Collection and facility security from rain, both for current and any future occupant.

**Environmental Impacts:**

Not Significant.

**Linkage to Other Projects:**

<b>Engineering:</b>	\$0.0
<b>Construction:</b>	\$150.0
<b>Financing:</b>	\$0.0
<b>Misc:</b>	\$0.0
<b>Total Cost:</b>	<u>\$150.0</u>

Revenue Source	Revenue											Fund	Amount	Year	
	(In 000's)														
CITY	Current Expense Fund												\$150.0	2015	
Prior Yrs	\$0.0	2015	\$150.0	2016	\$0.0	2017	\$0.0	2018	\$0.0	2019	\$0.0	2020	\$0.0	<b>Total Revenue:</b>	<b>\$150.0</b>



## CIP Project Description

## City of Mount Vernon CIP 2015 - 2020

In Prior Plan and In Progress      **CIP Plan#** L-09-01    **Department** Library      **Quadrant#**      **Status:** Unfunded    **Date:** 04/30/2008  
 In Prior Plan and Appropriated      **Project Name:**  
 In Prior Plan but Not Appropriated      UPGRADE/MIGRATION TO NEW INTEGRATED LIB OP SYSTEM (ILS)  
 New Project      **Location:**  
 Consistent with Comprehensive Plan      MVCL, 315 Snoqualmie St.

**Project Description/Scope:**

The Library's current ILS is Horizon, which is being discontinued by the vendor (Sirsi-Dynix). The library must select and install a new ILS soon; we would like to have this considered in 2014. The ILS supports such core library functions such as circulation (check out and check in of materials), public catalog, interlibrary loan, etc.

**Project Justification:**

Our current system is being phased out and the level of vendor support has declined drastically and will continue to decline. The smooth operation of the library and the quality of the product we offer to the public requires the best possible affordable ILS

**Project Benefits:**

See above.

**Environmental Impacts:**

Not Significant.

**Linkage to Other Projects:**

<b>Engineering:</b>	\$0.0
<b>Construction:</b>	\$0.0
<b>Financing:</b>	\$65.0
<b>Misc:</b>	\$0.0
<b>Total Cost:</b>	<u>\$65.0</u>

Revenue Source	Revenue	(In 000's)											Fund	Amount	Year		
DEBT	Unfunded															\$0.0	2015
DEBT	Unfunded															\$65.0	2016
DEBT	Unfunded															\$0.0	2017
DEBT	Unfunded															\$0.0	2018
DEBT	Unfunded															\$0.0	2019
Prior Yrs	\$0.0	2015	\$0.0	2016	\$65.0	2017	\$0.0	2018	\$0.0	2019	\$0.0	2020	\$0.0		<b>Total Revenue:</b>	<b>\$65.0</b>	

## CIP Project Description

## City of Mount Vernon CIP 2015 - 2020

In Prior Plan and In Progress      **CIP Plan#** L-12-01    **Department** Library      **Quadrant#**      **Status:** Unfunded    **Date:** 04/28/2011  
 In Prior Plan and Appropriated      **Project Name:**  
 In Prior Plan but Not Appropriated      LIBRARY SECURITY SYSTEM UPGRADE  
 New Project      **Location:**  
 Consistent with Comprehensive Plan      MVCL, 315 Snoqualmie St.

**Project Description/Scope:**

Replace increasingly poor functioning security system.

**Project Justification:**

With an increasing number of materials missed by the current security system and an increasing number of "false positives" registered, all components of an old and degrading system need to be replaced to protect the investment the City has made in the excellent collection of books, audiovisual and other materials in the library.

**Project Benefits:**

Loss of materials by theft will decrease, as will service calls on hardware that is past "pull date." Newer models of security system components will enhance better work flow for quicker service to patrons, as well as better ergonomics for staff health and safety.

**Environmental Impacts:**

Not Significant.

**Linkage to Other Projects:**

<b>Engineering:</b>	\$0.0
<b>Construction:</b>	\$0.0
<b>Financing:</b>	\$0.0
<b>Misc:</b>	\$58.0
<b>Total Cost:</b>	\$58.0

Revenue Source	Revenue	(In 000's)										Fund	Amount	Year		
CITY	Unfunded														\$58.0	2016
Prior Yrs	\$0.0	2015	\$0.0	2016	\$58.0	2017	\$0.0	2018	\$0.0	2019	\$0.0	2020	\$0.0	<b>Total Revenue:</b>	<b>\$58.0</b>	

# **Parks & Recreation**

**City of Mount Vernon CIP 2015 - 2020  
Capital Improvement Plan**

**Project Totals**

10-Jul-14

<b>CIP Plan Number</b>	<b>Project Name</b>	<b>Parks</b>	<b>Project Funding</b>	<b>Six Year Total</b>	<b>Project Totals</b>
P-94-01	BAKerview PARK AND INDOOR RECREATION COMPLETION		Unfunded	\$300.0	\$300.0
P-94-04	NEIGHBORHOOD PARK - EDGEWATER PARK		Unfunded	\$500.0	\$500.0
P-94-05	NEIGHBORHOOD PARK		Unfunded	\$550.0	\$550.0
P-94-06	COMMUNITY PARK - HIGGINS PROPERTY & LIBRARY		Unfunded	\$1,100.0	\$1,100.0
P-94-07	OPEN SPACE ACQUISITION		Unfunded	\$150.0	\$150.0
P-02-04	LITTLE MOUNTAIN TRAILHEAD AND MOUNTAIN BIKE SKILLS CENT		Unfunded	\$850.0	\$850.0
P-03-04	PUBLIC ART		Unfunded	\$90.0	\$90.0
P-03-05	TRAIL AND PICNICKING CORRIDOR ALONG THE SKAGIT RIVER		Unfunded	\$150.0	\$150.0
P-05-01	COMMUNITY DOCK(S)		Unfunded	\$500.0	\$500.0
P-05-02	COMMUNITY BOAT LAUNCH		Unfunded	\$550.0	\$550.0
P-06-02	TRAIL CONNECTIONS (CITY WIDE)		Unfunded	\$210.0	\$210.0
P-07-03	EAGLEROCK CHALLENGE COURSE VAULT RESTROOM		Unfunded	\$32.0	\$32.0
P-07-06	BONNIE RAE PARK		Unfunded	\$1,000.0	\$1,000.0
P-08-02	SPORTS COMPLEX PROPERTY ACQUISTION 30-40 ACRES		Unfunded	\$3,000.0	\$3,000.0
P-09-01	HILLCREST LODGE RENOVATION		Unfunded	\$120.0	\$120.0
P-09-04	SPORT COURT LIGHTING UPGRADES		Unfunded	\$50.0	\$50.0
P-09-05	EDGEWATER PARK FIELD IMPROVEMENTS		Unfunded	\$50.0	\$50.0
P-10-02	PLAYGROUND REPLACEMENT AND UPGRADES - ALL PARKS		Unfunded	\$50.0	\$50.0
P-12-01	SHERMAN ANDERSON SPORT LIGHTING/BACKSTOP REPLACEMENT		Unfunded	\$500.0	\$500.0

**City of Mount Vernon CIP 2015 - 2020  
Capital Improvement Plan**

10-Jul-14

**Project Totals**

<b>CIP Plan Number</b>	<b>Project Name</b>	<b>Parks</b>	<b>Project Funding</b>	<b>Six Year Total</b>	<b>Project Totals</b>
P-12-02	RIVERBEND CUT OFF TRAIL		Unfunded	\$60.0	\$60.0
P-13-01	LIONS PARK RESTROOM REPLACEMENT		Unfunded	\$165.0	\$165.0
P-15-01	FACILITY ROOF REPLACEMENT		Unfunded	\$55.0	\$55.0
P-15-02	KULSHAN TRAIL LIGHTING		Unfunded	\$250.0	\$250.0
<b>Total Project Costs:</b>				<b>\$10,282.0</b>	<b>\$10,282.0</b>

**Project Funding By Source**

(\$ in 000's)

<b>Revenue Sources</b>	<b>Total Capital Costs:</b>	<b>Previous:</b>	<b>2015</b>	<b>2016</b>	<b>2017</b>	<b>2018</b>	<b>2019</b>	<b>2020</b>	<b>Six Year Total</b>	<b>Project Total</b>
<b>CITY REVENUE SOURCE TOTAL:</b>		\$0.0	\$750.0	\$1,899.5	\$635.0	\$5,170.0	\$70.0	\$15.0	\$8,539.5	\$8,539.5
<b>001 Current Expense Fund</b>		\$0.0	\$55.0	\$0.0	\$0.0	\$600.0	\$10.0	\$0.0	\$665.0	\$665.0
<b>105 Path and Trail Fund</b>		\$0.0	\$35.0	\$22.5	\$10.0	\$10.0	\$10.0	\$0.0	\$87.5	\$87.5
<b>107 Little Mountain Improvement Fund</b>		\$0.0	\$150.0	\$0.0	\$0.0	\$0.0	\$0.0	\$0.0	\$150.0	\$150.0
<b>115 Parks Capital Improvements Fund</b>		\$0.0	\$35.0	\$592.0	\$70.0	\$1,240.0	\$20.0	\$0.0	\$1,957.0	\$1,957.0
<b>304 REET I</b>		\$0.0	\$50.0	\$10.0	\$0.0	\$115.0	\$0.0	\$0.0	\$175.0	\$175.0
<b>311 Impact Fees</b>		\$0.0	\$215.0	\$340.0	\$290.0	\$805.0	\$15.0	\$0.0	\$1,665.0	\$1,665.0
<b>314 REET II</b>		\$0.0	\$0.0	\$0.0	\$0.0	\$500.0	\$0.0	\$0.0	\$500.0	\$500.0
<b>Contributions and Donations</b>		\$0.0	\$0.0	\$0.0	\$0.0	\$510.0	\$0.0	\$0.0	\$510.0	\$510.0
<b>Current Expense Fund</b>		\$0.0	\$0.0	\$150.0	\$0.0	\$550.0	\$0.0	\$0.0	\$700.0	\$700.0
<b>Current Expense Fund (unfunded)</b>		\$0.0	\$0.0	\$120.0	\$0.0	\$0.0	\$0.0	\$0.0	\$120.0	\$120.0
<b>DNR/ALEA (unfunded)</b>		\$0.0	\$0.0	\$0.0	\$0.0	\$100.0	\$0.0	\$0.0	\$100.0	\$100.0

**City of Mount Vernon CIP 2015 - 2020  
Capital Improvement Plan**

**Project Totals**

10-Jul-14

CIP Plan Number	Project Name	Parks	Project Funding	Six Year Total	Project Totals
-----------------	--------------	-------	-----------------	----------------	----------------

**Project Funding By Source**

(\$ in 000's)

Revenue Sources	Total Capital Costs:	Previous:	2015	2016	2017	2018	2019	2020	Six Year Total	Project Total
<b>CITY REVENUE SOURCE TOTAL:</b>		\$0.0	\$750.0	\$1,899.5	\$635.0	\$5,170.0	\$70.0	\$15.0	\$8,539.5	\$8,539.5
Grants/Donations (Unfunded)		\$0.0	\$25.0	\$0.0	\$0.0	\$0.0	\$0.0	\$0.0	\$25.0	\$25.0
Hotel/Motel Taxes		\$0.0	\$60.0	\$0.0	\$250.0	\$25.0	\$0.0	\$0.0	\$335.0	\$335.0
Land and Water Conservation Funds LWCF		\$0.0	\$0.0	\$275.0	\$0.0	\$0.0	\$0.0	\$0.0	\$275.0	\$275.0
Parks Capital Improvements Fund		\$0.0	\$25.0	\$375.0	\$0.0	\$0.0	\$0.0	\$0.0	\$400.0	\$400.0
Port of Skagit County		\$0.0	\$0.0	\$0.0	\$0.0	\$100.0	\$0.0	\$0.0	\$100.0	\$100.0
Public Art Fund (Unfunded)		\$0.0	\$15.0	\$15.0	\$15.0	\$15.0	\$15.0	\$15.0	\$90.0	\$90.0
RCO Park Development (unfunded)		\$0.0	\$85.0	\$0.0	\$0.0	\$600.0	\$0.0	\$0.0	\$685.0	\$685.0
<b>GRANT REVENUE SOURCE TOTAL:</b>		\$0.0	\$12.5	\$0.0	\$375.0	\$725.0	\$295.0	\$0.0	\$1,407.5	\$1,407.5
115 Parks Capital Improvements Fund		\$0.0	\$0.0	\$0.0	\$275.0	\$0.0	\$0.0	\$0.0	\$275.0	\$275.0
Grants/Donations (Unfunded)		\$0.0	\$12.5	\$0.0	\$0.0	\$550.0	\$50.0	\$0.0	\$612.5	\$612.5
RCO Park Development (unfunded)		\$0.0	\$0.0	\$0.0	\$100.0	\$175.0	\$245.0	\$0.0	\$520.0	\$520.0

**City of Mount Vernon CIP 2015 - 2020  
Capital Improvement Plan**

**Project Totals**

10-Jul-14

CIP Plan Number	Project Name	Parks	Project Funding	Six Year Total	Project Totals
-----------------	--------------	-------	-----------------	----------------	----------------

**Project Funding By Source**

(\$ in 000's)

Revenue Sources	Total Capital Costs:	Previous:	2015	2016	2017	2018	2019	2020	Six Year Total	Project Total
<b>OTHER REVENUE SOURCE TOTAL:</b>		\$0.0	\$0.0	\$0.0	\$0.0	\$310.0	\$25.0	\$0.0	\$335.0	\$335.0
<b>Contributions and Donations</b>		\$0.0	\$0.0	\$0.0	\$0.0	\$0.0	\$25.0	\$0.0	\$25.0	\$25.0
<b>Donations</b>		\$0.0	\$0.0	\$0.0	\$0.0	\$10.0	\$0.0	\$0.0	\$10.0	\$10.0
<b>Port of Skagit County</b>		\$0.0	\$0.0	\$0.0	\$0.0	\$100.0	\$0.0	\$0.0	\$100.0	\$100.0
<b>Skagit County</b>		\$0.0	\$0.0	\$0.0	\$0.0	\$100.0	\$0.0	\$0.0	\$100.0	\$100.0
<b>Skagit County (Unfunded)</b>		\$0.0	\$0.0	\$0.0	\$0.0	\$100.0	\$0.0	\$0.0	\$100.0	\$100.0
<b>Grand Total:</b>		\$0.0	\$762.5	\$1,899.5	\$1,010.0	\$6,205.0	\$390.0	\$15.0	\$10,282.0	\$10,282.0



## 2015 -2020 CAPITAL IMPROVEMENTS PLAN PARKS PROJECTS

### QUADRANT 1

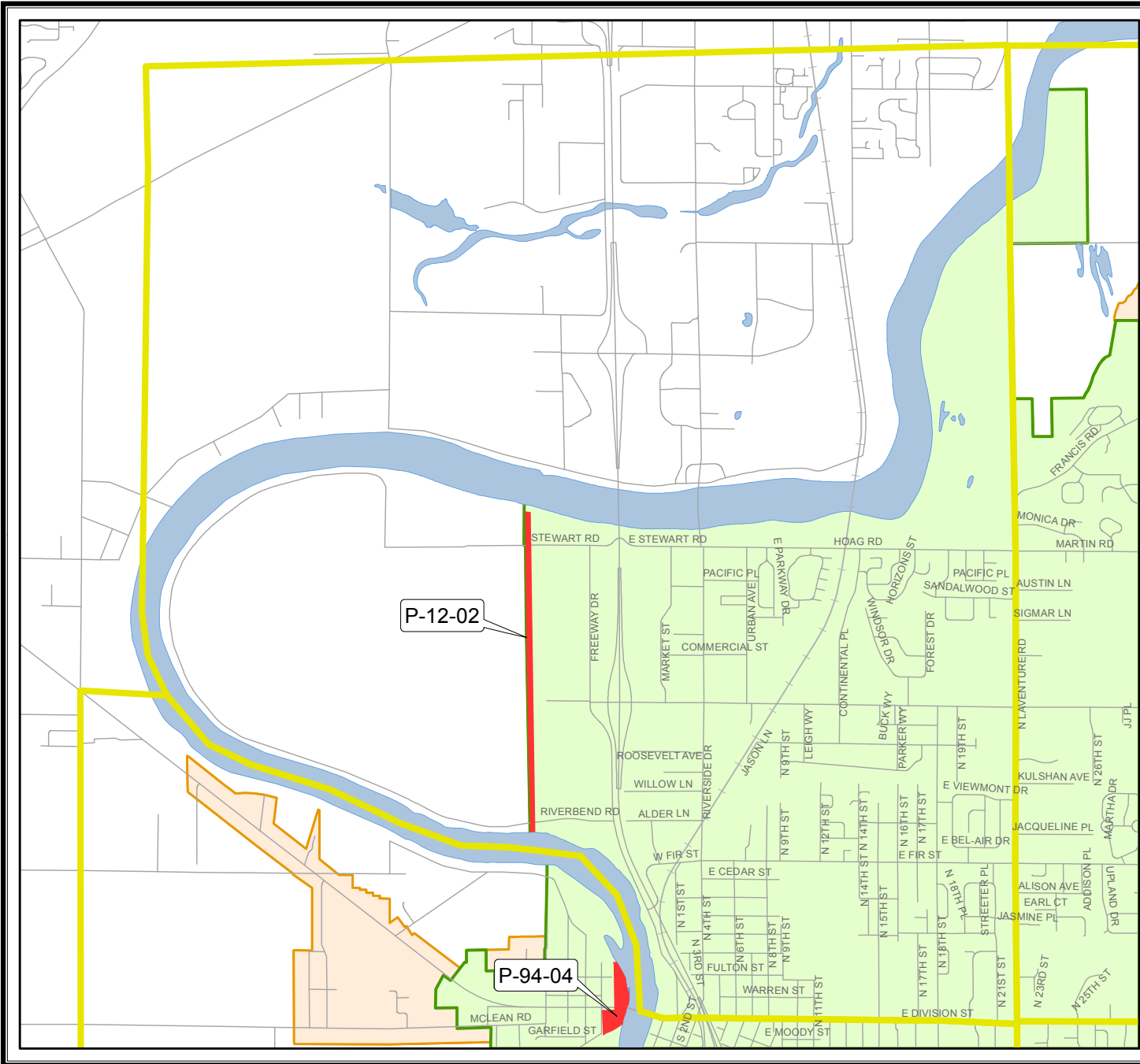
#### LEGEND

- Planned Park Projects
- CIP Quadrant
- City Limits
- Urban Growth Area



NOT TO SCALE

July 2014













## 2015 -2020 CAPITAL IMPROVEMENTS PLAN PARKS PROJECTS

### QUADRANT 3

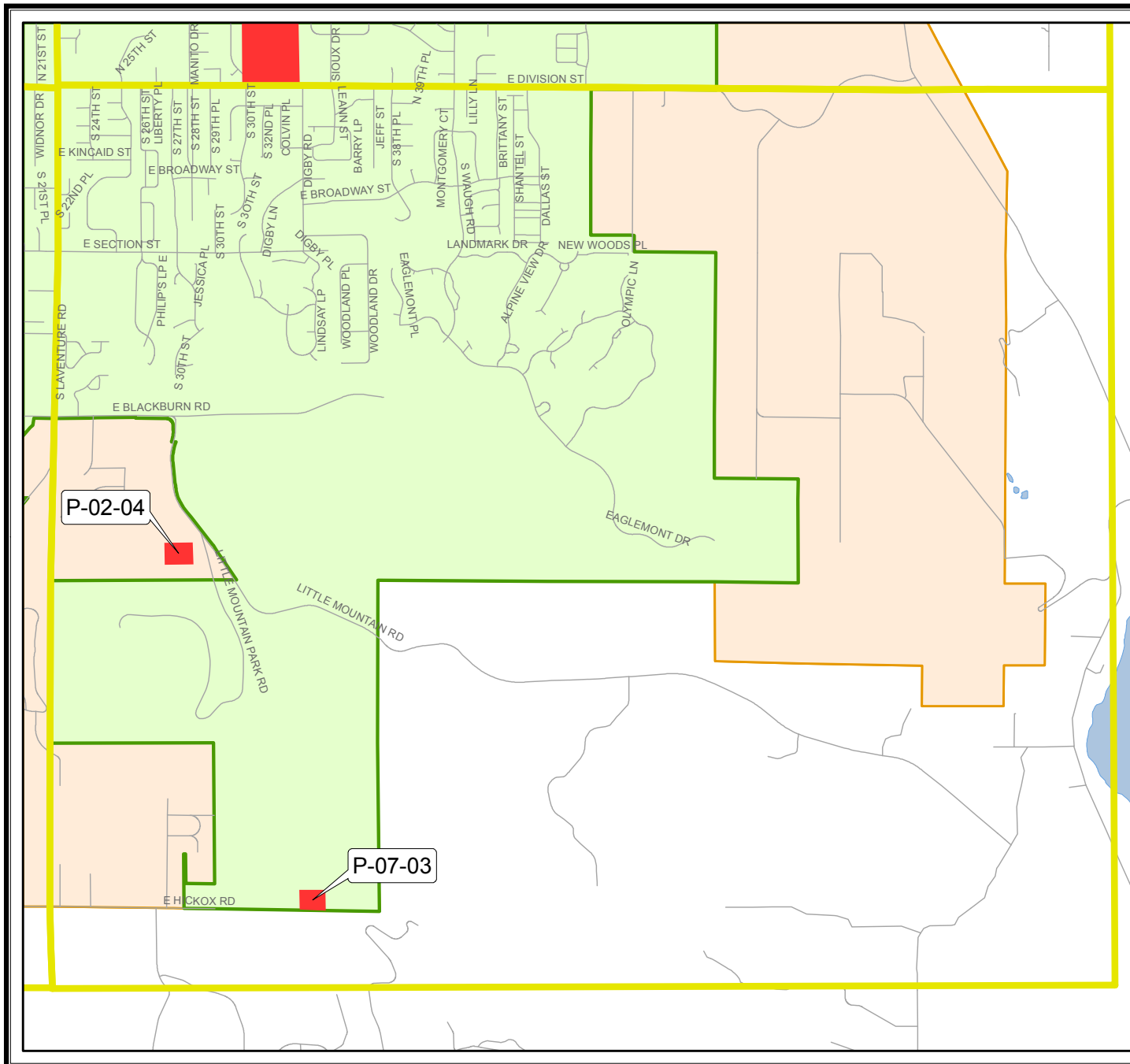
#### LEGEND

-  Planned Park Projects
-  CIP Quadrant
-  City Limits
-  Urban Growth Area



NOT TO SCALE

July 2014









## 2015 -2020 CAPITAL IMPROVEMENTS PLAN PARKS PROJECTS

### QUADRANT 4

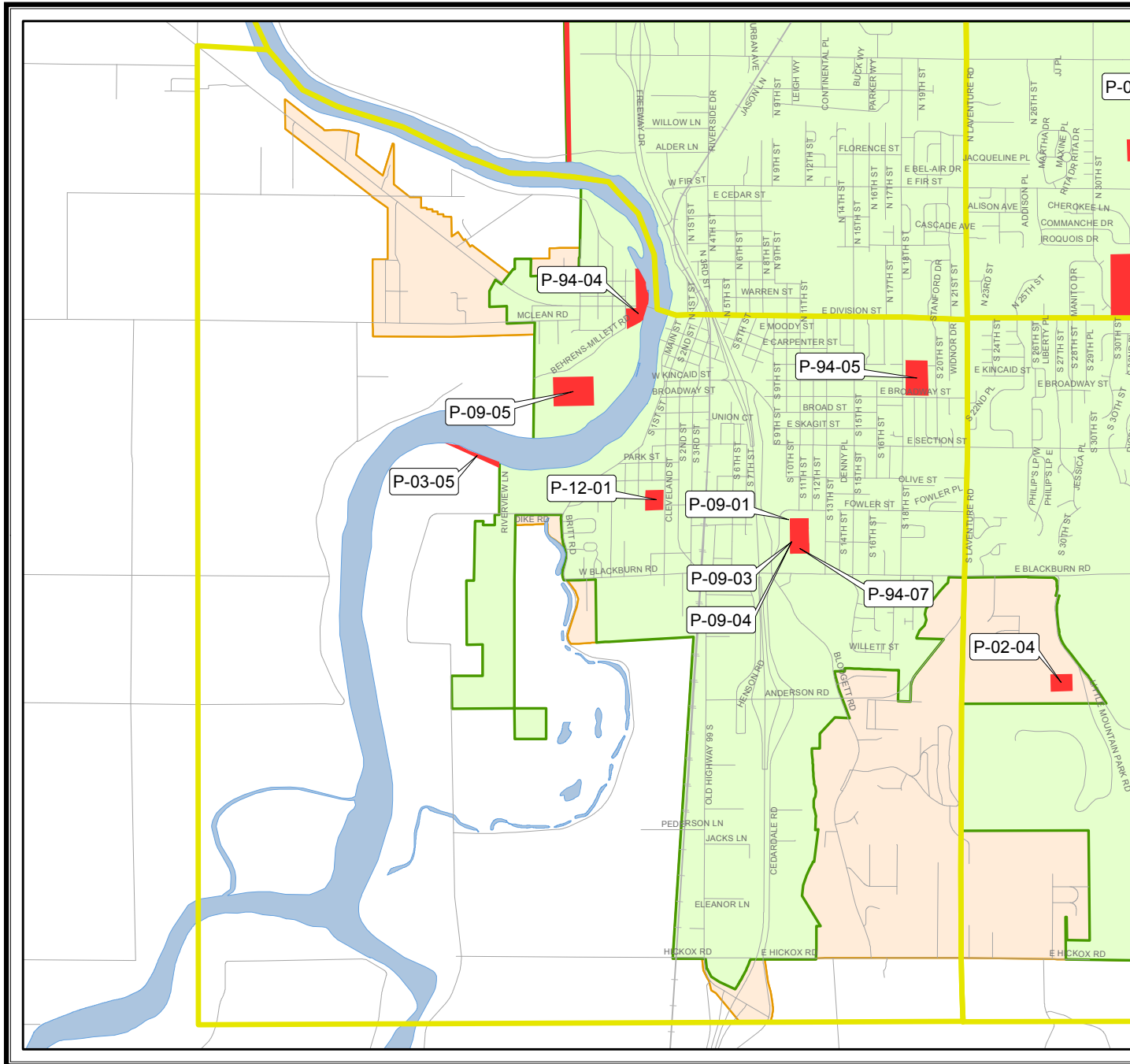
#### LEGEND

-  Planned Park Projects
-  CIP Quadrant
-  City Limits
-  Urban Growth Area



NOT TO SCALE

July 2014



**City of Mount Vernon CIP 2015 - 2020**  
**Capital Improvement Plan**  
**Funding Sources By Department**

**Parks - Unfunded**

(\$ in 000's)

Revenue Sources	Total Capital Costs: Previous:	2015	2016	2017	2018	2019	2020	Six Year Total	Project Total
<b>P-94-01</b> BAKERVIEW PARK AND INDOOR RECREATION COMPLETION	\$0.0	\$50.0	\$50.0	\$50.0	\$100.0	\$50.0	\$0.0	\$300.0	\$300.0
115 Parks Capital Improvements Fund	\$0.0	\$0.0	\$0.0	\$50.0	\$0.0	\$0.0	\$0.0	\$50.0	\$50.0
304 REET I	\$0.0	\$50.0	\$0.0	\$0.0	\$0.0	\$0.0	\$0.0	\$50.0	\$50.0
311 Impact Fees	\$0.0	\$0.0	\$50.0	\$0.0	\$100.0	\$0.0	\$0.0	\$150.0	\$150.0
Grants/Donations (Unfunded)	\$0.0	\$0.0	\$0.0	\$0.0	\$0.0	\$50.0	\$0.0	\$50.0	\$50.0

(\$ in 000's)

Revenue Sources	Total Capital Costs: Previous:	2015	2016	2017	2018	2019	2020	Six Year Total	Project Total
<b>P-94-04</b> NEIGHBORHOOD PARK - EDGEWATER PARK	\$0.0	\$0.0	\$0.0	\$0.0	\$230.0	\$270.0	\$0.0	\$500.0	\$500.0
304 REET I	\$0.0	\$0.0	\$0.0	\$0.0	\$115.0	\$0.0	\$0.0	\$115.0	\$115.0
311 Impact Fees	\$0.0	\$0.0	\$0.0	\$0.0	\$115.0	\$0.0	\$0.0	\$115.0	\$115.0
RCO Park Development (Unfunded)	\$0.0	\$0.0	\$0.0	\$0.0	\$0.0	\$245.0	\$0.0	\$245.0	\$245.0
Contributions and Donations	\$0.0	\$0.0	\$0.0	\$0.0	\$0.0	\$25.0	\$0.0	\$25.0	\$25.0

(\$ in 000's)

Revenue Sources	Total Capital Costs: Previous:	2015	2016	2017	2018	2019	2020	Six Year Total	Project Total
<b>P-94-05</b> NEIGHBORHOOD PARK	\$0.0	\$0.0	\$0.0	\$550.0	\$0.0	\$0.0	\$0.0	\$550.0	\$550.0
311 Impact Fees	\$0.0	\$0.0	\$0.0	\$275.0	\$0.0	\$0.0	\$0.0	\$275.0	\$275.0
115 Parks Capital Improvements Fund	\$0.0	\$0.0	\$0.0	\$275.0	\$0.0	\$0.0	\$0.0	\$275.0	\$275.0

**City of Mount Vernon CIP 2015 - 2020**

**Capital Improvement Plan  
Funding Sources By Department**

**Parks - Unfunded**

(\$ in 000's)

Revenue Sources	Total Capital Costs: Previous:	2015	2016	2017	2018	2019	2020	Six Year Total	Project Total
<b>P-94-06</b> COMMUNITY PARK - HIGGINS PROPERTY & LIBRARY	\$0.0	\$0.0	\$0.0	\$0.0	\$1,100.0	\$0.0	\$0.0	\$1,100.0	\$1,100.0
Current Expense Fund	\$0.0	\$0.0	\$0.0	\$0.0	\$550.0	\$0.0	\$0.0	\$550.0	\$550.0
Grants/Donations (Unfunded)	\$0.0	\$0.0	\$0.0	\$0.0	\$550.0	\$0.0	\$0.0	\$550.0	\$550.0

(\$ in 000's)

Revenue Sources	Total Capital Costs: Previous:	2015	2016	2017	2018	2019	2020	Six Year Total	Project Total
<b>P-94-07</b> OPEN SPACE ACQUISITION	\$0.0	\$37.5	\$12.5	\$100.0	\$0.0	\$0.0	\$0.0	\$150.0	\$150.0
105 Path and Trail Fund	\$0.0	\$0.0	\$12.5	\$0.0	\$0.0	\$0.0	\$0.0	\$12.5	\$12.5
311 Impact Fees	\$0.0	\$25.0	\$0.0	\$0.0	\$0.0	\$0.0	\$0.0	\$25.0	\$25.0
Grants/Donations (Unfunded)	\$0.0	\$12.5	\$0.0	\$0.0	\$0.0	\$0.0	\$0.0	\$12.5	\$12.5
RCO Park Development (unfunded)	\$0.0	\$0.0	\$0.0	\$100.0	\$0.0	\$0.0	\$0.0	\$100.0	\$100.0

(\$ in 000's)

Revenue Sources	Total Capital Costs: Previous:	2015	2016	2017	2018	2019	2020	Six Year Total	Project Total
<b>P-02-04</b> LITTLE MOUNTAIN TRAILHEAD AND MOUNTAIN BIKE SKILLS CENTER	\$0.0	\$300.0	\$550.0	\$0.0	\$0.0	\$0.0	\$0.0	\$850.0	\$850.0
107 Little Mountain Improvement Fund	\$0.0	\$150.0	\$0.0	\$0.0	\$0.0	\$0.0	\$0.0	\$150.0	\$150.0
311 Impact Fees	\$0.0	\$150.0	\$275.0	\$0.0	\$0.0	\$0.0	\$0.0	\$425.0	\$425.0
Land and Water Conservation Funds LWCF	\$0.0	\$0.0	\$275.0	\$0.0	\$0.0	\$0.0	\$0.0	\$275.0	\$275.0

(\$ in 000's)

Revenue Sources	Total Capital Costs: Previous:	2015	2016	2017	2018	2019	2020	Six Year Total	Project Total
<b>P-03-04</b> PUBLIC ART	\$0.0	\$15.0	\$15.0	\$15.0	\$15.0	\$15.0	\$15.0	\$90.0	\$90.0
Public Art Fund (Unfunded)	\$0.0	\$15.0	\$15.0	\$15.0	\$15.0	\$15.0	\$15.0	\$90.0	\$90.0

**City of Mount Vernon CIP 2015 - 2020**

**Capital Improvement Plan  
Funding Sources By Department**

**Parks - Unfunded**

(\$ in 000's)

Revenue Sources	Total Capital Costs: Previous:	2015	2016	2017	2018	2019	2020	Six Year Total	Project Total
<b>P-03-05</b> TRAIL AND PICNICKING CORRIDOR ALONG THE SKAGIT RIVER	\$0.0	\$150.0	\$0.0	\$0.0	\$0.0	\$0.0	\$0.0	\$150.0	\$150.0
105 Path and Trail Fund	\$0.0	\$25.0	\$0.0	\$0.0	\$0.0	\$0.0	\$0.0	\$25.0	\$25.0
115 Parks Capital Improvements Fund	\$0.0	\$25.0	\$0.0	\$0.0	\$0.0	\$0.0	\$0.0	\$25.0	\$25.0
Grants/Donations (Unfunded)	\$0.0	\$25.0	\$0.0	\$0.0	\$0.0	\$0.0	\$0.0	\$25.0	\$25.0
RCO Park Development (unfunded)	\$0.0	\$75.0	\$0.0	\$0.0	\$0.0	\$0.0	\$0.0	\$75.0	\$75.0

(\$ in 000's)

Revenue Sources	Total Capital Costs: Previous:	2015	2016	2017	2018	2019	2020	Six Year Total	Project Total
<b>P-05-01</b> COMMUNITY DOCK(S)	\$0.0	\$0.0	\$0.0	\$0.0	\$500.0	\$0.0	\$0.0	\$500.0	\$500.0
001 Current Expense Fund	\$0.0	\$0.0	\$0.0	\$0.0	\$100.0	\$0.0	\$0.0	\$100.0	\$100.0
115 Parks Capital Improvements Fund	\$0.0	\$0.0	\$0.0	\$0.0	\$25.0	\$0.0	\$0.0	\$25.0	\$25.0
Port of Skagit County	\$0.0	\$0.0	\$0.0	\$0.0	\$100.0	\$0.0	\$0.0	\$100.0	\$100.0
RCO Park Development (unfunded)	\$0.0	\$0.0	\$0.0	\$0.0	\$175.0	\$0.0	\$0.0	\$175.0	\$175.0
Skagit County (Unfunded)	\$0.0	\$0.0	\$0.0	\$0.0	\$100.0	\$0.0	\$0.0	\$100.0	\$100.0

(\$ in 000's)

Revenue Sources	Total Capital Costs: Previous:	2015	2016	2017	2018	2019	2020	Six Year Total	Project Total
<b>P-05-02</b> COMMUNITY BOAT LAUNCH	\$0.0	\$0.0	\$0.0	\$0.0	\$550.0	\$0.0	\$0.0	\$550.0	\$550.0
115 Parks Capital Improvements Fund	\$0.0	\$0.0	\$0.0	\$0.0	\$75.0	\$0.0	\$0.0	\$75.0	\$75.0
311 Impact Fees	\$0.0	\$0.0	\$0.0	\$0.0	\$75.0	\$0.0	\$0.0	\$75.0	\$75.0
DNR/ALEA (unfunded)	\$0.0	\$0.0	\$0.0	\$0.0	\$100.0	\$0.0	\$0.0	\$100.0	\$100.0
RCO Park Development (unfunded)	\$0.0	\$0.0	\$0.0	\$0.0	\$100.0	\$0.0	\$0.0	\$100.0	\$100.0
Port of Skagit County	\$0.0	\$0.0	\$0.0	\$0.0	\$100.0	\$0.0	\$0.0	\$100.0	\$100.0
Skagit County	\$0.0	\$0.0	\$0.0	\$0.0	\$100.0	\$0.0	\$0.0	\$100.0	\$100.0

**City of Mount Vernon CIP 2015 - 2020**  
**Capital Improvement Plan**  
**Funding Sources By Department**

**Parks - Unfunded**

(\$ in 000's)

Revenue Sources	Total Capital Costs: Previous:	2015	2016	2017	2018	2019	2020	Six Year Total	Project Total
<b>P-06-02</b> TRAIL CONNECTIONS (CITY WIDE)	\$0.0	\$60.0	\$35.0	\$35.0	\$35.0	\$45.0	\$0.0	\$210.0	\$210.0
105 Path and Trail Fund	\$0.0	\$10.0	\$10.0	\$10.0	\$10.0	\$10.0	\$0.0	\$50.0	\$50.0
115 Parks Capital Improvements Fund	\$0.0	\$10.0	\$10.0	\$10.0	\$10.0	\$20.0	\$0.0	\$60.0	\$60.0
311 Impact Fees	\$0.0	\$40.0	\$15.0	\$15.0	\$15.0	\$15.0	\$0.0	\$100.0	\$100.0

(\$ in 000's)

Revenue Sources	Total Capital Costs: Previous:	2015	2016	2017	2018	2019	2020	Six Year Total	Project Total
<b>P-07-03</b> EAGLEROCK CHALLENGE COURSE VAULT RESTROOM	\$0.0	\$0.0	\$32.0	\$0.0	\$0.0	\$0.0	\$0.0	\$32.0	\$32.0
115 Parks Capital Improvements Fund	\$0.0	\$0.0	\$32.0	\$0.0	\$0.0	\$0.0	\$0.0	\$32.0	\$32.0

(\$ in 000's)

Revenue Sources	Total Capital Costs: Previous:	2015	2016	2017	2018	2019	2020	Six Year Total	Project Total
<b>P-07-06</b> BONNIE RAE PARK	\$0.0	\$0.0	\$500.0	\$0.0	\$500.0	\$0.0	\$0.0	\$1,000.0	\$1,000.0
115 Parks Capital Improvements Fund	\$0.0	\$0.0	\$500.0	\$0.0	\$500.0	\$0.0	\$0.0	\$1,000.0	\$1,000.0

(\$ in 000's)

Revenue Sources	Total Capital Costs: Previous:	2015	2016	2017	2018	2019	2020	Six Year Total	Project Total
<b>P-08-02</b> SPORTS COMPLEX PROPERTY ACQUISTION 30-40 ACRES	\$0.0	\$0.0	\$0.0	\$0.0	\$3,000.0	\$0.0	\$0.0	\$3,000.0	\$3,000.0
001 Current Expense Fund	\$0.0	\$0.0	\$0.0	\$0.0	\$500.0	\$0.0	\$0.0	\$500.0	\$500.0
115 Parks Capital Improvements Fund	\$0.0	\$0.0	\$0.0	\$0.0	\$500.0	\$0.0	\$0.0	\$500.0	\$500.0
311 Impact Fees	\$0.0	\$0.0	\$0.0	\$0.0	\$500.0	\$0.0	\$0.0	\$500.0	\$500.0
314 REET II	\$0.0	\$0.0	\$0.0	\$0.0	\$500.0	\$0.0	\$0.0	\$500.0	\$500.0
Contributions and Donations	\$0.0	\$0.0	\$0.0	\$0.0	\$500.0	\$0.0	\$0.0	\$500.0	\$500.0
RCO Park Development (unfunded)	\$0.0	\$0.0	\$0.0	\$0.0	\$500.0	\$0.0	\$0.0	\$500.0	\$500.0

**City of Mount Vernon CIP 2015 - 2020**  
**Capital Improvement Plan**  
**Funding Sources By Department**

**Parks - Unfunded**

(\$ in 000's)

Revenue Sources	Total Capital Costs:	Previous:	2015	2016	2017	2018	2019	2020	Six Year Total	Project Total
<b>P-09-01</b> HILLCREST LODGE RENOVATION		\$0.0	\$0.0	\$120.0	\$0.0	\$0.0	\$0.0	\$0.0	\$120.0	\$120.0
Current Expense Fund (unfunded)		\$0.0	\$0.0	\$120.0	\$0.0	\$0.0	\$0.0	\$0.0	\$120.0	\$120.0

(\$ in 000's)

Revenue Sources	Total Capital Costs:	Previous:	2015	2016	2017	2018	2019	2020	Six Year Total	Project Total
<b>P-09-04</b> SPORT COURT LIGHTING UPGRADES		\$0.0	\$25.0	\$25.0	\$0.0	\$0.0	\$0.0	\$0.0	\$50.0	\$50.0
Parks Capital Improvements Fund		\$0.0	\$25.0	\$25.0	\$0.0	\$0.0	\$0.0	\$0.0	\$50.0	\$50.0

(\$ in 000's)

Revenue Sources	Total Capital Costs:	Previous:	2015	2016	2017	2018	2019	2020	Six Year Total	Project Total
<b>P-09-05</b> EDGEWATER PARK FIELD IMPROVEMENTS		\$0.0	\$0.0	\$50.0	\$0.0	\$0.0	\$0.0	\$0.0	\$50.0	\$50.0
115 Parks Capital Improvements Fund		\$0.0	\$0.0	\$50.0	\$0.0	\$0.0	\$0.0	\$0.0	\$50.0	\$50.0

(\$ in 000's)

Revenue Sources	Total Capital Costs:	Previous:	2015	2016	2017	2018	2019	2020	Six Year Total	Project Total
<b>P-10-02</b> PLAYGROUND REPLACEMENT AND UPGRADES - ALL PARKS		\$0.0	\$10.0	\$10.0	\$10.0	\$10.0	\$10.0	\$0.0	\$50.0	\$50.0
001 Current Expense Fund		\$0.0	\$0.0	\$0.0	\$0.0	\$0.0	\$10.0	\$0.0	\$10.0	\$10.0
115 Parks Capital Improvements Fund		\$0.0	\$0.0	\$0.0	\$10.0	\$0.0	\$0.0	\$0.0	\$10.0	\$10.0
304 REET I		\$0.0	\$0.0	\$10.0	\$0.0	\$0.0	\$0.0	\$0.0	\$10.0	\$10.0
Contributions and Donations		\$0.0	\$0.0	\$0.0	\$0.0	\$10.0	\$0.0	\$0.0	\$10.0	\$10.0
Current Expense Fund		\$0.0	\$0.0	\$0.0	\$0.0	\$0.0	\$0.0	\$0.0	\$0.0	\$0.0
RCO Park Development (unfunded)		\$0.0	\$10.0	\$0.0	\$0.0	\$0.0	\$0.0	\$0.0	\$10.0	\$10.0



**City of Mount Vernon CIP 2015 - 2020**  
**Capital Improvement Plan**  
**Funding Sources By Department**

**Parks - Unfunded**

(\$ in 000's)

Revenue Sources	Total Capital Costs: Previous:	2015	2016	2017	2018	2019	2020	Six Year Total	Project Total
<b>P-12-01</b> SHERMAN ANDERSON SPORT LIGHTING/BACKSTOP REPLACEMENT	\$0.0	\$0.0	\$500.0	\$0.0	\$0.0	\$0.0	\$0.0	\$500.0	\$500.0
Current Expense Fund	\$0.0	\$0.0	\$150.0	\$0.0	\$0.0	\$0.0	\$0.0	\$150.0	\$150.0
Parks Capital Improvements Fund	\$0.0	\$0.0	\$350.0	\$0.0	\$0.0	\$0.0	\$0.0	\$350.0	\$350.0

(\$ in 000's)

Revenue Sources	Total Capital Costs: Previous:	2015	2016	2017	2018	2019	2020	Six Year Total	Project Total
<b>P-12-02</b> RIVERBEND CUT OFF TRAIL	\$0.0	\$60.0	\$0.0	\$0.0	\$0.0	\$0.0	\$0.0	\$60.0	\$60.0
Hotel/Motel Taxes	\$0.0	\$60.0	\$0.0	\$0.0	\$0.0	\$0.0	\$0.0	\$60.0	\$60.0

(\$ in 000's)

Revenue Sources	Total Capital Costs: Previous:	2015	2016	2017	2018	2019	2020	Six Year Total	Project Total
<b>P-13-01</b> LIONS PARK RESTROOM REPLACEMENT	\$0.0	\$0.0	\$0.0	\$0.0	\$165.0	\$0.0	\$0.0	\$165.0	\$165.0
115 Parks Capital Improvements Fund	\$0.0	\$0.0	\$0.0	\$0.0	\$130.0	\$0.0	\$0.0	\$130.0	\$130.0
Hotel/Motel Taxes	\$0.0	\$0.0	\$0.0	\$0.0	\$25.0	\$0.0	\$0.0	\$25.0	\$25.0
Donations	\$0.0	\$0.0	\$0.0	\$0.0	\$10.0	\$0.0	\$0.0	\$10.0	\$10.0

(\$ in 000's)

Revenue Sources	Total Capital Costs: Previous:	2015	2016	2017	2018	2019	2020	Six Year Total	Project Total
<b>P-15-01</b> FACILITY ROOF REPLACEMENT	\$0.0	\$55.0	\$0.0	\$0.0	\$0.0	\$0.0	\$0.0	\$55.0	\$55.0
001 Current Expense Fund	\$0.0	\$55.0	\$0.0	\$0.0	\$0.0	\$0.0	\$0.0	\$55.0	\$55.0

**City of Mount Vernon CIP 2015 - 2020**  
**Capital Improvement Plan**  
**Funding Sources By Department**

**Parks - Unfunded**

(\$ in 000's)

Revenue Sources	Total Capital Costs: Previous:	2015	2016	2017	2018	2019	2020	Six Year Total	Project Total
<b>P-15-02</b> KULSHAN TRAIL LIGHTING	\$0.0	\$0.0	\$0.0	\$250.0	\$0.0	\$0.0	\$0.0	\$250.0	\$250.0
Hotel/Motel Taxes	\$0.0	\$0.0	\$0.0	\$250.0	\$0.0	\$0.0	\$0.0	\$250.0	\$250.0
<b>Grand Total:</b>	<b>\$0.0</b>	<b>\$762.5</b>	<b>\$1,899.5</b>	<b>\$1,010.0</b>	<b>\$6,205.0</b>	<b>\$390.0</b>	<b>\$15.0</b>	<b>\$10,282.0</b>	<b>\$10,282.0</b>

## CIP Project Description

## City of Mount Vernon CIP 2015 - 2020

<input type="checkbox"/> In Prior Plan and In Progress	<b>CIP Plan#</b> P-94-01	<b>Department</b> Parks	<b>Quadrant#</b> 2	<b>Status:</b> Unfunded	<b>Date:</b> 08/04/1997
<input type="checkbox"/> In Prior Plan and Appropriated	<b>Project Name:</b>				
<input checked="" type="checkbox"/> In Prior Plan but Not Appropriated	BAKERVEW PARK AND INDOOR RECREATION COMPLETION				
<input type="checkbox"/> New Project	<b>Location:</b>				
<input checked="" type="checkbox"/> Consistent with Comprehensive Plan	30th and Fir				

**Project Description/Scope:**

Completion of Bakerview Park; sidewalks along the west side of the entrance road from Fir to the concession/restroom area; trail and path system along park boundaries; group picnic gazebo and additional rental facilities. The parking lot needs to be re-sealed by chipsealing and striping needs to be added for organized parking. Upgrading the Sports Center in cooperation with the YMCA. Renovation of all four Little League fields.

**Project Justification:**

Park lacks group picnic facilities and sidewalks into the park. The path and trail system will connect Fir Street to the Kulshan Trail System. There is a need for additional group rentals.

**Project Benefits:**

Completion of park would take pressure off existing facilities utilized by user groups. Sidewalks will provide safe pathways into the park.

**Environmental Impacts:**

Wetlands identified and mitigated.

**Linkage to Other Projects:**

<b>Engineering:</b>	\$40.0
<b>Construction:</b>	\$250.0
<b>Financing:</b>	\$10.0
<b>Misc:</b>	\$0.0
<b>Total Cost:</b>	<u>\$300.0</u>

Revenue Source	Revenue	(In 000's)										Fund	Amount	Year	
CITY	REET I												304	\$50.0	2015
CITY	Impact Fees												311	\$50.0	2016
CITY	Parks Capital Improvements Fund												115	\$50.0	2017
CITY	Impact Fees												311	\$100.0	2018
GRANT	Grants/Donations (Unfunded)													\$50.0	2019
Prior Yrs	\$0.0	2015	\$50.0	2016	\$50.0	2017	\$50.0	2018	\$100.0	2019	\$50.0	2020	\$0.0	<b>Total Revenue:</b>	<b>\$300.0</b>

## CIP Project Description

## City of Mount Vernon CIP 2015 - 2020

<input type="checkbox"/> In Prior Plan and In Progress	<b>CIP Plan#</b> P-94-04	<b>Department</b> Parks	<b>Quadrant#</b> 4	<b>Status:</b> Unfunded	<b>Date:</b> 08/05/1997
<input type="checkbox"/> In Prior Plan and Appropriated	<b>Project Name:</b>				
<input checked="" type="checkbox"/> In Prior Plan but Not Appropriated	NEIGHBORHOOD PARK - EDGEWATER PARK				
<input type="checkbox"/> New Project	<b>Location:</b>				
<input checked="" type="checkbox"/> Consistent with Comprehensive Plan	Edgewater extension in West Mount Vernon				

**Project Description/Scope:**

Develop 7 acre neighborhood park with children's play area, grass play areas, picnic tables and nature trails. This CIP was previously listed as an unidentified park location. The acquisition of property north of the existing Edgewater Park will qualify for a neighborhood park.

**Project Justification:**

Forecast growth of City.

**Project Benefits:**

Provide nearby park and recreation facilities to neighborhood citizens.

**Environmental Impacts:**

Currently reviewing flood impacts, SEPA, BA and Corp. Permits

**Linkage to Other Projects:**

CFP #	Project
P-00-02	EDGEWATER PARK RESTROOM
P-00-03	EDGEWATER PARK NATURAL RESTORATION AREA

<b>Engineering:</b>	\$70.0
<b>Construction:</b>	\$400.0
<b>Financing:</b>	\$0.0
<b>Misc:</b>	\$30.0
<b>Total Cost:</b>	<u>\$500.0</u>

Revenue Source	Revenue		(In 000's)										Fund	Amount	Year	
CITY	REET I													304	\$115.0	2018
CITY	Impact Fees													311	\$115.0	2018
GRANT	RCO Park Development (Unfunded)														\$245.0	2019
OTHER	Contributions and Donations														\$25.0	2019
Prior Yrs	\$0.0	2015	\$0.0	2016	\$0.0	2017	\$0.0	2018	\$230.0	2019	\$270.0	2020	\$0.0		<b>Total Revenue:</b>	<b>\$500.0</b>

## CIP Project Description

## City of Mount Vernon CIP 2015 - 2020

<input type="checkbox"/> In Prior Plan and In Progress	<b>CIP Plan#</b> P-94-05	<b>Department</b> Parks	<b>Quadrant#</b> 0	<b>Status:</b> Unfunded	<b>Date:</b> 08/05/1997
<input type="checkbox"/> In Prior Plan and Appropriated	<b>Project Name:</b>				
<input checked="" type="checkbox"/> In Prior Plan but Not Appropriated	NEIGHBORHOOD PARK				
<input type="checkbox"/> New Project	<b>Location:</b>				
<input checked="" type="checkbox"/> Consistent with Comprehensive Plan	Not Identified				

**Project Description/Scope:**

Develop 3-5 acre neighborhood park with children's play area, grass play areas, picnic tables and nature trails.

**Project Justification:**

Forecast growth of City. Meet the need for neighborhood park standards as land becomes available.

**Project Benefits:**

Provide nearby park and recreation facilities to neighborhood citizens.

**Enviromental Impacts:**

Not Significant.

**Linkage to Other Projects:**

<b>Engineering:</b>	\$50.0
<b>Construction:</b>	\$500.0
<b>Financing:</b>	\$0.0
<b>Misc:</b>	\$0.0
<b>Total Cost:</b>	<u>\$550.0</u>

Revenue Source	Revenue	(In 000's)										Fund	Amount	Year	
CITY	Impact Fees												311	\$275.0	2017
GRANT	Parks Capital Improvements Fund												115	\$275.0	2017
Prior Yrs	\$0.0	2015	\$0.0	2016	\$0.0	2017	\$550.0	2018	\$0.0	2019	\$0.0	2020	\$0.0	<b>Total Revenue:</b>	<b>\$550.0</b>

## CIP Project Description

## City of Mount Vernon CIP 2015 - 2020

<input type="checkbox"/> In Prior Plan and In Progress	<b>CIP Plan#</b> P-94-06	<b>Department</b> Parks	<b>Quadrant#</b> 2	<b>Status:</b> Unfunded	<b>Date:</b> 08/05/1997
<input type="checkbox"/> In Prior Plan and Appropriated	<b>Project Name:</b>				
<input checked="" type="checkbox"/> In Prior Plan but Not Appropriated	COMMUNITY PARK - HIGGINS PROPERTY & LIBRARY				
<input type="checkbox"/> New Project	<b>Location:</b>				
<input checked="" type="checkbox"/> Consistent with Comprehensive Plan	30th and Division Street				

**Project Description/Scope:**

Develop a 15-20 acre park with passive fields, picnic shelter, trails, open space, and picnicking. Location for possible community center/library in the future.

**Project Justification:**

Forecast growth of approximately 1300/year (525 du's) over next 6 years. Based on City standard of 5 acres/1000.

**Project Benefits:**

Meet future population needs by providing a new park with field facilities in area of high growth. This will be a prime location for a community park and library and will meet the growth need for the new development of Skagit Highlands.

**Enviromental Impacts:**

Not Significant.

**Linkage to Other Projects:**

<b>Engineering:</b>	\$50.0
<b>Construction:</b>	\$1,000.0
<b>Financing:</b>	\$0.0
<b>Misc:</b>	\$50.0
<b>Total Cost:</b>	\$1,100.0

Revenue Source	Revenue											Fund	Amount	Year	
	(In 000's)														
CITY	Current Expense Fund												\$550.0	2018	
GRANT	Grants/Donations (Unfunded)												\$550.0	2018	
Prior Yrs	\$0.0	2015	\$0.0	2016	\$0.0	2017	\$0.0	2018	\$1,100.0	2019	\$0.0	2020	\$0.0	<b>Total Revenue:</b>	<b>\$1,100.0</b>

## CIP Project Description

## City of Mount Vernon CIP 2015 - 2020

In Prior Plan and In Progress      **CIP Plan#** P-94-07    **Department** Parks      **Quadrant#** 0    **Status:** Unfunded    **Date:** 08/05/1997  
 In Prior Plan and Appropriated      **Project Name:**  
 In Prior Plan but Not Appropriated      OPEN SPACE ACQUISITION  
 New Project      **Location:**  
 Consistent with Comprehensive Plan      Throughout the City.

**Project Description/Scope:**

Develop system of open space along major creeks, wetlands, steep slopes and wildlife habitat to buffer uses and help identify neighborhoods of the City. Provide for a buffer between neighborhoods as well.

**Project Justification:**

Estimated growth; and need to preserve sensitive area systems; and to connect City's parks and schools.

**Project Benefits:**

Enhances long-term development of the City by protecting sensitive areas and by providing recreation and educational opportunities.

**Environmental Impacts:**

Should reduce environmental impact since emphasis will be on preserving major sensitive areas and habitats (i.e. Beaver Pond and Barney Lake).

**Linkage to Other Projects:**

CFP #	Project
P-94-03	City-Wide Path/Trail System

<b>Engineering:</b>	\$0.0
<b>Construction:</b>	\$0.0
<b>Financing:</b>	\$0.0
<b>Misc:</b>	\$150.0
<b>Total Cost:</b>	\$150.0

Revenue Source	Revenue	(In 000's)										Fund	Amount	Year	
CITY	Impact Fees												311	\$25.0	2015
GRANT	Grants/Donations (Unfunded)													\$12.5	2015
CITY	Path and Trail Fund												105	\$12.5	2016
GRANT	RCO Park Development (unfunded)													\$100.0	2017
Prior Yrs	\$0.0	2015	\$37.5	2016	\$12.5	2017	\$100.0	2018	\$0.0	2019	\$0.0	2020	\$0.0	<b>Total Revenue:</b>	<b>\$150.0</b>

## CIP Project Description

## City of Mount Vernon CIP 2015 - 2020

<input type="checkbox"/> In Prior Plan and In Progress	<b>CIP Plan#</b> P-02-04	<b>Department</b> Parks	<b>Quadrant#</b> 3	<b>Status:</b> Unfunded	<b>Date:</b> 05/06/2002
<input type="checkbox"/> In Prior Plan and Appropriated	<b>Project Name:</b>				
<input checked="" type="checkbox"/> In Prior Plan but Not Appropriated	LITTLE MOUNTAIN TRAILHEAD AND MOUNTAIN BIKE SKILLS CENTER				
<input type="checkbox"/> New Project	<b>Location:</b>				
<input checked="" type="checkbox"/> Consistent with Comprehensive Plan	Little Mountain Park				

**Project Description/Scope:**

After the acquisition of Hamburg/Duffy property, we will create a small trailhead parking ares to access the trails on the north side of Little Mountain, as well as, a vault restroom.

**Project Justification:**

Currently, there is little parking at the base of Little Mountain to access the park and trails. This acquisition and development would allow greater access safely.

**Project Benefits:**

The increased parking would be off of the main road for those who would like to access the trails at Little Mountain. This would be a small parking area with a trailhead map and restroom, along with a mountain bike skills center.

**Enviromental Impacts:**

Not Significant.

**Linkage to Other Projects:**

CFP #	Project
P-00-01	LITTLE MOUNTAIN VIEWING PLATFORM
P-01-05	LITTLE MOUNTAIN PARK PROPERTY ACQUISITION

<b>Engineering:</b>	\$350.0
<b>Construction:</b>	\$500.0
<b>Financing:</b>	\$0.0
<b>Misc:</b>	\$0.0
<b>Total Cost:</b>	<u>\$850.0</u>

Revenue Source	Revenue		(In 000's)										Fund	Amount	Year	
CITY	Little Mountain Improvement Fund													107	\$150.0	2015
CITY	Impact Fees													311	\$150.0	2015
CITY	Impact Fees													311	\$275.0	2016
CITY	Land and Water Conservation Funds LWCF														\$275.0	2016
Prior Yrs	\$0.0	2015	\$300.0	2016	\$550.0	2017	\$0.0	2018	\$0.0	2019	\$0.0	2020	\$0.0		<b>Total Revenue:</b>	<b>\$850.0</b>



## CIP Project Description

## City of Mount Vernon CIP 2015 - 2020

In Prior Plan and In Progress      **CIP Plan#** P-03-04    **Department** Parks      **Quadrant#** 0    **Status:** Unfunded    **Date:** 05/28/2003  
 In Prior Plan and Appropriated      **Project Name:**  
 In Prior Plan but Not Appropriated      PUBLIC ART  
 New Project      **Location:**  
 Consistent with Comprehensive Plan      Throughout city.

**Project Description/Scope:**

Placing public art in parks and common areas throughout the City of Mount Vernon.

**Project Justification:**

Consistent with the City Council creation of the Mount Vernon Arts Commission.

**Project Benefits:**

Enhance and beautify the community's identity and promote economic development.

**Enviromental Impacts:**

Not Significant.

**Linkage to Other Projects:**

<b>Engineering:</b>	\$0.0
<b>Construction:</b>	\$0.0
<b>Financing:</b>	\$0.0
<b>Misc:</b>	\$90.0
<b>Total Cost:</b>	\$90.0

Revenue Source	Revenue	(In 000's)										Fund	Amount	Year	
CITY	Public Art Fund (Unfunded)													\$15.0	2015
CITY	Public Art Fund (Unfunded)													\$15.0	2016
CITY	Public Art Fund (Unfunded)													\$15.0	2017
CITY	Public Art Fund (Unfunded)													\$15.0	2018
CITY	Public Art Fund (Unfunded)													\$15.0	2019
CITY	Public Art Fund (Unfunded)													\$15.0	2020
Prior Yrs	\$0.0	2015	\$15.0	2016	\$15.0	2017	\$15.0	2018	\$15.0	2019	\$15.0	2020	\$15.0	<b>Total Revenue:</b>	<b>\$90.0</b>

## CIP Project Description

## City of Mount Vernon CIP 2015 - 2020

<input type="checkbox"/> In Prior Plan and In Progress	<b>CIP Plan#</b> P-03-05	<b>Department</b> Parks	<b>Quadrant#</b>	<b>Status:</b> Unfunded	<b>Date:</b> 10/01/2003
<input type="checkbox"/> In Prior Plan and Appropriated	<b>Project Name:</b>				
<input checked="" type="checkbox"/> In Prior Plan but Not Appropriated	TRAIL AND PICNICKING CORRIDOR ALONG THE SKAGIT RIVER				
<input type="checkbox"/> New Project	<b>Location:</b>				
<input checked="" type="checkbox"/> Consistent with Comprehensive Plan	Trail along Skagit River South of WWTP				

**Project Description/Scope:**

Construct approximately 1000 feet of trail on the east side of the Skagit River on City owned property. Phase 3 of the Skagit Riverwalk project.

**Project Justification:**

We will develop a trail system on property acquired by the WWTP. This will provide citizens an area to walk/hike, bird watch and enjoy quiet contemplation while watching the Skagit River.

**Project Benefits:**

Provide connectivity along the Skagit River for trails. This will be the southern starting point of our Skagit River Trail

**Enviromental Impacts:**

Not Significant.

**Linkage to Other Projects:**

CFP #	Project
P-01-03	CONSTRUCTION OF TRAIL SYSTEM
P-94-03-A	RIVER FRONT TRAIL (TED REEP PARK)

<b>Engineering:</b>	\$35.0
<b>Construction:</b>	\$100.0
<b>Financing:</b>	\$0.0
<b>Misc:</b>	\$15.0
<b>Total Cost:</b>	<u>\$150.0</u>

Revenue Source	Revenue	(In 000's)										Fund	Amount	Year	
CITY	Path and Trail Fund												105	\$25.0	2015
CITY	Parks Capital Improvements Fund												115	\$25.0	2015
CITY	Grants/Donations (Unfunded)													\$25.0	2015
CITY	RCO Park Development (unfunded)													\$75.0	2015
Prior Yrs	\$0.0	2015	\$150.0	2016	\$0.0	2017	\$0.0	2018	\$0.0	2019	\$0.0	2020	\$0.0	<b>Total Revenue:</b>	<b>\$150.0</b>

## CIP Project Description

## City of Mount Vernon CIP 2015 - 2020

<input type="checkbox"/> In Prior Plan and In Progress	<b>CIP Plan#</b> P-05-01	<b>Department</b> Parks	<b>Quadrant#</b>	<b>Status:</b> Unfunded	<b>Date:</b> 05/26/2004
<input type="checkbox"/> In Prior Plan and Appropriated	<b>Project Name:</b>				
<input checked="" type="checkbox"/> In Prior Plan but Not Appropriated	COMMUNITY DOCK(S)				
<input type="checkbox"/> New Project	<b>Location:</b>				
<input checked="" type="checkbox"/> Consistent with Comprehensive Plan	Edgewater, Ted Reep Park and other locations to be identified.				

**Project Description/Scope:**

Locate a community dock adjacent to park property for the citizens to fish, boat moorage, water access and enjoyment.

**Project Justification:**

Currently there is no public dock system on the Skagit River within the boundaries of Mount Vernon. There has been great community interest for a public dock to utilize for fishing, boat moorage and water access.

**Project Benefits:**

This project would allow the community to utilize and enjoy the Skagit River.

**Enviromental Impacts:**

Unidentified at this time.

**Linkage to Other Projects:**

<b>Engineering:</b>	\$100.0
<b>Construction:</b>	\$400.0
<b>Financing:</b>	\$0.0
<b>Misc:</b>	\$0.0
<b>Total Cost:</b>	<u>\$500.0</u>

Revenue Source	Revenue		(In 000's)										Fund	Amount	Year	
CITY	Current Expense Fund													001	\$100.0	2018
CITY	Parks Capital Improvements Fund													115	\$25.0	2018
CITY	Port of Skagit County														\$100.0	2018
GRANT	RCO Park Development (unfunded)														\$175.0	2018
OTHER	Skagit County (Unfunded)														\$100.0	2018
Prior Yrs	\$0.0		2015	\$0.0	2016	\$0.0	2017	\$0.0	2018	\$500.0	2019	\$0.0	2020	\$0.0	<b>Total Revenue:</b>	<b>\$500.0</b>

## CIP Project Description

## City of Mount Vernon CIP 2015 - 2020

In Prior Plan and In Progress      **CIP Plan#** P-05-02    **Department** Parks      **Quadrant#**      **Status:** Unfunded    **Date:** 05/26/2004  
 In Prior Plan and Appropriated      **Project Name:**  
 In Prior Plan but Not Appropriated      COMMUNITY BOAT LAUNCH  
 New Project      **Location:**  
 Consistent with Comprehensive Plan      Various park sites along the Skagit River

**Project Description/Scope:**

Add an additional boat launch on the Skagit River at a park site.

**Project Justification:**

Due to the volume of boats entering the Skagit River another boat launch is needed.

**Project Benefits:**

During the fishing season (and other times) the boat launch at Edgewater Park is over used and inadequate for the number of users. Another launch site in Mount Vernon would help alleviate this problem.

**Enviromental Impacts:**

Unidentified at this time.

**Linkage to Other Projects:**

<b>Engineering:</b>	\$100.0
<b>Construction:</b>	\$400.0
<b>Financing:</b>	\$0.0
<b>Misc:</b>	\$50.0
<b>Total Cost:</b>	\$550.0

Revenue Source	Revenue	(In 000's)										Fund	Amount	Year	
CITY	Parks Capital Improvements Fund											115	\$75.0	2018	
CITY	Impact Fees											311	\$75.0	2018	
CITY	DNR/ALEA (unfunded)												\$100.0	2018	
CITY	RCO Park Development (unfunded)												\$100.0	2018	
OTHER	Port of Skagit County												\$100.0	2018	
OTHER	Skagit County												\$100.0	2018	
Prior Yrs	\$0.0	2015	\$0.0	2016	\$0.0	2017	\$0.0	2018	\$550.0	2019	\$0.0	2020	\$0.0	<b>Total Revenue:</b>	<b>\$550.0</b>

## CIP Project Description

## City of Mount Vernon CIP 2015 - 2020

<input type="checkbox"/> In Prior Plan and In Progress	<b>CIP Plan#</b> P-06-02	<b>Department</b> Parks	<b>Quadrant#</b> ALL	<b>Status:</b> Unfunded	<b>Date:</b> 05/04/2005
<input type="checkbox"/> In Prior Plan and Appropriated	<b>Project Name:</b>				
<input checked="" type="checkbox"/> In Prior Plan but Not Appropriated	TRAIL CONNECTIONS (CITY WIDE)				
<input type="checkbox"/> New Project	<b>Location:</b>				
<input checked="" type="checkbox"/> Consistent with Comprehensive Plan	Connecting trails throughout the City.				

**Project Description/Scope:**

There are some trail segments in the City that need to be connected to our overall trails program.

**Project Justification:**

Trail connectivity will enhance the overall trail system. These connections will enable citizens to use non-motorized transportation throughout the City.

**Project Benefits:**

In the Healthy Communities Project for Mount Vernon one of the top three priorities is trail connectivity. These projects will help connect the trail system to encourage citizens to walk and use non-motorized transportation to travel.

**Enviromental Impacts:**

Not Significant.

**Linkage to Other Projects:**

CFP #	Project
P-01-03	CONSTRUCTION OF TRAIL SYSTEM
P-03-03	RIVERBEND DIKE TRAIL
P-94-03	City-Wide Path/Trail System

<b>Engineering:</b>	\$30.0
<b>Construction:</b>	\$180.0
<b>Financing:</b>	\$0.0
<b>Misc:</b>	\$0.0
<b>Total Cost:</b>	<u>\$210.0</u>

### CIP Project Description

### City of Mount Vernon CIP 2015 - 2020

Revenue Source	Revenue	(In 000's)										Fund	Amount	Year	
CITY	Path and Trail Fund												105	\$10.0	2015
CITY	Parks Capital Improvements Fund												115	\$10.0	2015
CITY	Impact Fees												311	\$40.0	2015
CITY	Path and Trail Fund												105	\$10.0	2016
CITY	Parks Capital Improvements Fund												115	\$10.0	2016
CITY	Impact Fees												311	\$15.0	2016
CITY	Path and Trail Fund												105	\$10.0	2017
CITY	Parks Capital Improvements Fund												115	\$10.0	2017
CITY	Impact Fees												311	\$15.0	2017
CITY	Path and Trail Fund												105	\$10.0	2018
CITY	Parks Capital Improvements Fund												115	\$10.0	2018
CITY	Impact Fees												311	\$15.0	2018
CITY	Path and Trail Fund												105	\$10.0	2019
CITY	Parks Capital Improvements Fund												115	\$20.0	2019
CITY	Impact Fees												311	\$15.0	2019
Prior Yrs	\$0.0	2015	\$60.0	2016	\$35.0	2017	\$35.0	2018	\$35.0	2019	\$45.0	2020	\$0.0	<b>Total Revenue:</b>	<b>\$210.0</b>

## CIP Project Description

## City of Mount Vernon CIP 2015 - 2020

<input type="checkbox"/> In Prior Plan and In Progress	<b>CIP Plan#</b> P-07-03	<b>Department</b> Parks	<b>Quadrant#</b>	<b>Status:</b> Unfunded	<b>Date:</b> 05/08/2006
<input type="checkbox"/> In Prior Plan and Appropriated	<b>Project Name:</b>				
<input checked="" type="checkbox"/> In Prior Plan but Not Appropriated	EAGLEROCK CHALLENGE COURSE VAULT RESTROOM				
<input type="checkbox"/> New Project	<b>Location:</b>				
<input checked="" type="checkbox"/> Consistent with Comprehensive Plan	Eagle Rock Challenge Course				

**Project Description/Scope:**

Replace the existing ADA Port-a-Pottie to serve Eagle Rock Challenge Course participants with a concrete vault toilet.

**Project Justification:**

This will add a vault restroom with a larger holding capacity to serve all participants.

**Project Benefits:**

Reduce annual rental costs for renting portable toilet.

**Environmental Impacts:**

Not Significant.

**Linkage to Other Projects:**

<b>Engineering:</b>	\$0.0
<b>Construction:</b>	\$0.0
<b>Financing:</b>	\$0.0
<b>Misc:</b>	\$32.0
<b>Total Cost:</b>	\$32.0

Revenue Source	Revenue	(In 000's)										Fund	Amount	Year	
CITY	Parks Capital Improvements Fund												115	\$32.0	2016
Prior Yrs	\$0.0	2015	\$0.0	2016	\$32.0	2017	\$0.0	2018	\$0.0	2019	\$0.0	2020	\$0.0	<b>Total Revenue:</b>	<b>\$32.0</b>

## CIP Project Description

## City of Mount Vernon CIP 2015 - 2020

<input type="checkbox"/> In Prior Plan and In Progress	<b>CIP Plan#</b> P-07-06	<b>Department</b> Parks	<b>Quadrant#</b>	<b>Status:</b> Unfunded	<b>Date:</b> 05/23/2006
<input type="checkbox"/> In Prior Plan and Appropriated	<b>Project Name:</b>				
<input checked="" type="checkbox"/> In Prior Plan but Not Appropriated	BONNIE RAE PARK				
<input type="checkbox"/> New Project	<b>Location:</b>				
<input checked="" type="checkbox"/> Consistent with Comprehensive Plan	Anderson Road				

**Project Description/Scope:**

Phase I: Purchase and install picnic tables and benches, picnic shelters, small play equipment and develop trails. Drainage, Sports Court, House Remodel. All contingent on master planning process and needs.

**Project Justification:**

Bonnie Rae was acquired by the City. By adding these amenities, citizens can gather and use the park. Master Plan started in 2014.

**Project Benefits:**

This will allow for group gatherings and allow for people to use the park.

**Environmental Impacts:**

Not Significant.

**Linkage to Other Projects:**

<b>Engineering:</b>	\$250.0
<b>Construction:</b>	\$750.0
<b>Financing:</b>	\$0.0
<b>Misc:</b>	\$0.0
<b>Total Cost:</b>	<u>\$1,000.0</u>

Revenue Source	Revenue	(In 000's)											Fund	Amount	Year	
CITY	Parks Capital Improvements Fund													115	\$500.0	2016
CITY	Parks Capital Improvements Fund													115	\$500.0	2018
Prior Yrs	\$0.0	2015	\$0.0	2016	\$500.0	2017	\$0.0	2018	\$500.0	2019	\$0.0	2020	\$0.0	<b>Total Revenue:</b>	<b>\$1,000.0</b>	



**CIP Project Description**

**City of Mount Vernon CIP 2015 - 2020**

In Prior Plan and In Progress      **CIP Plan#** P-08-02    **Department** Parks      **Quadrant#**      **Status:** Unfunded    **Date:** 05/14/2007  
 In Prior Plan and Appropriated      **Project Name:**  
 In Prior Plan but Not Appropriated      SPORTS COMPLEX PROPERTY ACQUISTION 30-40 ACRES  
 New Project      **Location:**  
 Consistent with Comprehensive Plan      Within Mount Vernon

**Project Description/Scope:**

Due to the growth of the City of Mount Vernon, a future sports complex is needed. This complex is for sport and team oriented activities. (This may be ammended after Parks Comp Plan)

**Project Justification:**

Bakerview is the only sports complex with a full range of activities for youth and adult. With the projected population growth this complex will be at maximum capacity in a few years.

**Project Benefits:**

This new complex will help meet the needs of residents for their sporting and team participation needs..

**Enviromental Impacts:**

Unidentified at this time

**Linkage to Other Projects:**

<b>Engineering:</b>	\$0.0
<b>Construction:</b>	\$0.0
<b>Financing:</b>	\$0.0
<b>Misc:</b>	\$3,000.0
<b>Total Cost:</b>	\$3,000.0

Revenue Source	Revenue	(In 000's)										Fund	Amount	Year	
CITY	Current Expense Fund											001	\$500.0	2018	
CITY	Parks Capital Improvements Fund											115	\$500.0	2018	
CITY	Impact Fees											311	\$500.0	2018	
CITY	REET II											314	\$500.0	2018	
CITY	Contributions and Donations												\$500.0	2018	
CITY	RCO Park Development (unfunded)												\$500.0	2018	
Prior Yrs	\$0.0	2015	\$0.0	2016	\$0.0	2017	\$0.0	2018	\$3,000.0	2019	\$0.0	2020	\$0.0	<b>Total Revenue:</b>	<b>\$3,000.0</b>

## CIP Project Description

## City of Mount Vernon CIP 2015 - 2020

In Prior Plan and In Progress      **CIP Plan#** P-09-01    **Department** Parks      **Quadrant#**      **Status:** Unfunded    **Date:** 04/17/2008  
 In Prior Plan and Appropriated      **Project Name:**  
 In Prior Plan but Not Appropriated      HILLCREST LODGE RENOVATION  
 New Project      **Location:**  
 Consistent with Comprehensive Plan      Hillcrest Park

**Project Description/Scope:**

Replace wood floor in common area. Replace windows, trim. Replace structural NW corner posts, replace or reline existing sewer line to 13th Street.

**Project Justification:**

Wood floors are thin and worn, structural repairs needed to support posts, windows outdated and are not energy efficient.

**Project Benefits:**

To enhance the life and look of the Lodge for usage and to make it energy efficient.

**Environmental Impacts:**

Not Significant.

**Linkage to Other Projects:**

<b>Engineering:</b>	\$30.0
<b>Construction:</b>	\$90.0
<b>Financing:</b>	\$0.0
<b>Misc:</b>	\$0.0
<b>Total Cost:</b>	\$120.0

Revenue Source	Revenue	(In 000's)										Fund	Amount	Year	
CITY	Current Expense Fund (unfunded)													\$120.0	2016
Prior Yrs	\$0.0	2015	\$0.0	2016	\$120.0	2017	\$0.0	2018	\$0.0	2019	\$0.0	2020	\$0.0	<b>Total Revenue:</b>	<b>\$120.0</b>

## CIP Project Description

## City of Mount Vernon CIP 2015 - 2020

In Prior Plan and In Progress      **CIP Plan#** P-09-04    **Department** Parks      **Quadrant#**      **Status:** Unfunded    **Date:** 04/17/2008  
 In Prior Plan and Appropriated      **Project Name:**  
 In Prior Plan but Not Appropriated      SPORT COURT LIGHTING UPGRADES  
 New Project      **Location:**  
 Consistent with Comprehensive Plan      Hillcrest Park

**Project Description/Scope:**

Upgrade court lights, light panels and pay devices.

**Project Justification:**

Light system is out dated and inefficient. Water is leaking into the panels corroding connections and breakers. Pay system devices are failing creating more staff time to repair.

**Project Benefits:**

Increase efficiencies in the lights by replacing with new low wattage lights. Install new light panels that are sealed and safe.

**Enviromental Impacts:**

Not Significant.

**Linkage to Other Projects:**

<b>Engineering:</b>	\$0.0
<b>Construction:</b>	\$50.0
<b>Financing:</b>	\$0.0
<b>Misc:</b>	\$0.0
<b>Total Cost:</b>	\$50.0

Revenue Source	Revenue	(In 000's)										Fund	Amount	Year	
CITY	Parks Capital Improvements Fund													\$25.0	2015
CITY	Parks Capital Improvements Fund													\$25.0	2016
Prior Yrs	\$0.0	2015	\$25.0	2016	\$25.0	2017	\$0.0	2018	\$0.0	2019	\$0.0	2020	\$0.0	<b>Total Revenue:</b>	<b>\$50.0</b>

**CIP Project Description**

**City of Mount Vernon CIP 2015 - 2020**

In Prior Plan and In Progress      **CIP Plan#** P-09-05    **Department** Parks      **Quadrant#**      **Status:** Unfunded    **Date:** 04/17/2008  
 In Prior Plan and Appropriated      **Project Name:**  
 In Prior Plan but Not Appropriated      EDGEWATER PARK FIELD IMPROVEMENTS  
 New Project      **Location:**  
 Consistent with Comprehensive Plan      Edgewater Park

**Project Description/Scope:**

Add additional fill and grade uneven areas on athletic field creating more usable space

**Project Justification:**

Playing field is uneven creating an unsafe surface for users.

**Project Benefits:**

Create more usable / playing space

**Enviromental Impacts:**

Not Significant.

**Linkage to Other Projects:**

<b>Engineering:</b>	\$0.0
<b>Construction:</b>	\$50.0
<b>Financing:</b>	\$0.0
<b>Misc:</b>	\$0.0
<b>Total Cost:</b>	\$50.0

Revenue Source	Revenue	(In 000's)										Fund	Amount	Year	
CITY	Parks Capital Improvements Fund												115	\$50.0	2016
Prior Yrs	\$0.0	2015	\$0.0	2016	\$50.0	2017	\$0.0	2018	\$0.0	2019	\$0.0	2020	\$0.0	<b>Total Revenue:</b>	<b>\$50.0</b>

## CIP Project Description

## City of Mount Vernon CIP 2015 - 2020

In Prior Plan and In Progress      **CIP Plan#** P-10-02    **Department** Parks      **Quadrant#** ALL    **Status:** Unfunded    **Date:** 04/21/2009  
 In Prior Plan and Appropriated      **Project Name:**  
 In Prior Plan but Not Appropriated      PLAYGROUND REPLACEMENT AND UPGRADES - ALL PARKS  
 New Project      **Location:**  
 Consistent with Comprehensive Plan      All Parks

**Project Description/Scope:**

The department has 11 playground structures. Some have been upgraded recently and others need to be updated and/or replaced.

**Project Justification:**

To provide safe and enjoyable equipment for the citizens to play on and socialize.

**Project Benefits:**

Fun for all

**Enviromental Impacts:**

Not Significant.

**Linkage to Other Projects:**

CFP #	Project
P-01-01	HILLCREST PARK RENOVATIONS

<b>Engineering:</b>	\$0.0
<b>Construction:</b>	\$50.0
<b>Financing:</b>	\$0.0
<b>Misc:</b>	\$0.0
<b>Total Cost:</b>	\$50.0

Revenue Source	Revenue	(In 000's)										Fund	Amount	Year	
CITY	RCO Park Development (unfunded)													\$10.0	2015
CITY	REET I												304	\$10.0	2016
CITY	Parks Capital Improvements Fund												115	\$10.0	2017
CITY	Contributions and Donations													\$10.0	2018
CITY	Current Expense Fund												001	\$10.0	2019
CITY	Current Expense Fund													\$0.0	2021
Prior Yrs	\$0.0	2015	\$10.0	2016	\$10.0	2017	\$10.0	2018	\$10.0	2019	\$10.0	2020	\$0.0	<b>Total Revenue:</b>	<b>\$50.0</b>

## CIP Project Description

## City of Mount Vernon CIP 2015 - 2020

In Prior Plan and In Progress      **CIP Plan#** P-12-01    **Department** Parks      **Quadrant#**      **Status:** Unfunded    **Date:** 04/27/2011  
 In Prior Plan and Appropriated      **Project Name:**  
 In Prior Plan but Not Appropriated      SHERMAN ANDERSON SPORT LIGHTING/BACKSTOP REPLACEMENT  
 New Project      **Location:**  
 Consistent with Comprehensive Plan      Sherman Anderson Baseball Field - 1501 Cleveland Street

**Project Description/Scope:**

Replace the existing field lighting and poles with new sport lighting, poles and wiring that would be more energy efficient. Replace the existing backstop and netting with a new chain link backstop and new safety netting.

**Project Justification:**

Existing poles and lighting are outdated

**Project Benefits:**

Energy efficient and safer

**Environmental Impacts:**

Not Significant.

**Linkage to Other Projects:**

<b>Engineering:</b>	\$0.0
<b>Construction:</b>	\$500.0
<b>Financing:</b>	\$0.0
<b>Misc:</b>	\$0.0
<b>Total Cost:</b>	\$500.0

Revenue Source	Revenue	(In 000's)										Fund	Amount	Year	
CITY	Current Expense Fund													\$150.0	2016
CITY	Parks Capital Improvements Fund													\$350.0	2016
Prior Yrs	\$0.0	2015	\$0.0	2016	\$500.0	2017	\$0.0	2018	\$0.0	2019	\$0.0	2020	\$0.0	<b>Total Revenue:</b>	<b>\$500.0</b>

## CIP Project Description

## City of Mount Vernon CIP 2015 - 2020

In Prior Plan and In Progress      **CIP Plan#** P-12-02    **Department** Parks      **Quadrant#**      **Status:** Unfunded    **Date:** 05/06/2011  
 In Prior Plan and Appropriated      **Project Name:**  
 In Prior Plan but Not Appropriated      RIVERBEND CUT OFF TRAIL  
 New Project      **Location:**  
 Consistent with Comprehensive Plan      Riverbend (behind Walmart)

**Project Description/Scope:**

Develop a trail behind Walmart connecting the Stewart Road to Riverbend (behind Blade's Chevrolet)

**Project Justification:**

Currently Walmart has built a trail and this extension will head south and connect to the Riverbend Road and up to the North Lions Loop Trail

**Project Benefits:**

More trails for people to use

**Environmental Impacts:**

Not Significant.

**Linkage to Other Projects:**

<b>Engineering:</b>	\$0.0
<b>Construction:</b>	\$60.0
<b>Financing:</b>	\$0.0
<b>Misc:</b>	\$0.0
<b>Total Cost:</b>	\$60.0

Revenue Source	Revenue										Fund	Amount	Year		
	(In 000's)														
	Hotel/Motel Taxes											\$60.0	2015		
Prior Yrs	\$0.0	2015	\$60.0	2016	\$0.0	2017	\$0.0	2018	\$0.0	2019	\$0.0	2020	\$0.0	<b>Total Revenue:</b>	<b>\$60.0</b>

## CIP Project Description

## City of Mount Vernon CIP 2015 - 2020

<input type="checkbox"/> In Prior Plan and In Progress	<b>CIP Plan#</b> P-13-01	<b>Department</b> Parks	<b>Quadrant#</b>	<b>Status:</b> Unfunded	<b>Date:</b> 04/29/2013
<input type="checkbox"/> In Prior Plan and Appropriated	<b>Project Name:</b>				
<input type="checkbox"/> In Prior Plan but Not Appropriated	LIONS PARK RESTROOM REPLACEMENT				
<input checked="" type="checkbox"/> New Project	<b>Location:</b>				
<input type="checkbox"/> Consistent with Comprehensive Plan	Lions Park				

**Project Description/Scope:**

Replace existing out dated structure with a new pre-fabricated restroom.

**Project Justification:**

Existing facility is showing structural wear. New facility will add longevity and will also be flood resistant. New building would be similar to restroom in lower Hillcrest Park.

**Project Benefits:**

Will be cleaner and more efficient. Concrete structure will be flood resistant.

**Enviromental Impacts:**

Not Significant.

**Linkage to Other Projects:**

<b>Engineering:</b>	\$10.0
<b>Construction:</b>	\$155.0
<b>Financing:</b>	\$0.0
<b>Misc:</b>	\$0.0
<b>Total Cost:</b>	<u>\$165.0</u>

Revenue Source	Revenue	(In 000's)										Fund	Amount	Year	
CITY	Parks Capital Improvements Fund												115	\$130.0	2018
CITY	Hotel/Motel Taxes													\$25.0	2018
OTHER	Donations													\$10.0	2018
Prior Yrs	\$0.0	2015	\$0.0	2016	\$0.0	2017	\$0.0	2018	\$165.0	2019	\$0.0	2020	\$0.0	<b>Total Revenue:</b>	<b>\$165.0</b>



## CIP Project Description

## City of Mount Vernon CIP 2015 - 2020

In Prior Plan and In Progress      **CIP Plan#** P-15-01    **Department** Parks      **Quadrant#**      **Status:** Unfunded    **Date:** 04/16/2014  
 In Prior Plan and Appropriated      **Project Name:**  
 In Prior Plan but Not Appropriated      FACILITY ROOF REPLACEMENT  
 New Project      **Location:**  
 Consistent with Comprehensive Plan      Sherman Anderson Baseball Field (Concession Stand) and Hillcrest Park (Gazebo)

**Project Description/Scope:**

Replace old existing cedar shake roofs with composition or metal roofing.

**Project Justification:**

Existing roofs are old and are starting to fail, shakes have begun to deteriorate.

**Project Benefits:**

Prevent any water damage to facility.

**Enviromental Impacts:**

Not Significant.

**Linkage to Other Projects:**

<b>Engineering:</b>	\$0.0
<b>Construction:</b>	\$55.0
<b>Financing:</b>	\$0.0
<b>Misc:</b>	\$0.0
<b>Total Cost:</b>	\$55.0

Revenue Source	Revenue	(In 000's)										Fund	Amount	Year	
CITY	Current Expense Fund												001	\$55.0	2015
Prior Yrs	\$0.0	2015	\$55.0	2016	\$0.0	2017	\$0.0	2018	\$0.0	2019	\$0.0	2020	\$0.0	<b>Total Revenue:</b>	<b>\$55.0</b>

**CIP Project Description**

**City of Mount Vernon CIP 2015 - 2020**

In Prior Plan and In Progress      **CIP Plan#** P-15-02    **Department** Parks      **Quadrant#**      **Status:** Unfunded    **Date:**  
 In Prior Plan and Appropriated      **Project Name:**  
 In Prior Plan but Not Appropriated      KULSHAN TRAIL LIGHTING  
 New Project      **Location:**  
 Consistent with Comprehensive Plan      Kulshan Trail from Riverside Drive, east to 18th Street

**Project Description/Scope:**

Work with contractor and PSE to install trail lighting from Riverside Drive, east to 18th Street.

**Project Justification:**

The trail is dark and unsafe for pedestrians and bikers. Lighting the trail would make it more usable and safer for all users.

**Project Benefits:**

Would create a safer trail experience.

**Enviromental Impacts:**

Not Significant.

**Linkage to Other Projects:**

<b>Engineering:</b>	\$0.0
<b>Construction:</b>	\$250.0
<b>Financing:</b>	\$0.0
<b>Misc:</b>	\$0.0
<b>Total Cost:</b>	\$250.0

Revenue Source	Revenue	(In 000's)										Fund	Amount	Year	
CITY	Hotel/Motel Taxes													\$250.0	2017
Prior Yrs	\$0.0	2015	\$0.0	2016	\$0.0	2017	\$250.0	2018	\$0.0	2019	\$0.0	2020	\$0.0	<b>Total Revenue:</b>	<b>\$250.0</b>

# **Police Department**

**City of Mount Vernon CIP 2015 - 2020  
Capital Improvement Plan**

12-Jun-14

**Project Totals**

CIP Plan Number	Project Name	Police	Project Funding	Six Year Total	Project Totals
PD-03-01	MULTI-PURPOSE VEHICLE REPLACEMENT		Unfunded	\$40.0	\$40.0
PD-05-01	REPLACE DOG KENNELS & COVERED PARKING AT EVIDENCE BUIL		Unfunded	\$78.0	\$78.0
PD-07-01	TRAFFIC SAFETY/CRIMINAL INVESTIGATION CAMERA SYSTEM		Unfunded	\$25.0	\$25.0
<b>Total Project Costs:</b>				<b>\$143.0</b>	<b>\$143.0</b>

**Project Funding By Source**

(\$ in 000's)

Revenue Sources	Total Capital Costs:	Previous:	2015	2016	2017	2018	2019	2020	Six Year Total	Project Total
<b>CITY REVENUE SOURCE TOTAL:</b>		\$0.0	\$143.0	\$0.0	\$0.0	\$0.0	\$0.0	\$0.0	\$143.0	\$143.0
<b>001 Current Expense Fund</b>		\$0.0	\$103.0	\$0.0	\$0.0	\$0.0	\$0.0	\$0.0	\$103.0	\$103.0
<b>Unfunded</b>		\$0.0	\$40.0	\$0.0	\$0.0	\$0.0	\$0.0	\$0.0	\$40.0	\$40.0
<b>Grand Total:</b>		\$0.0	\$143.0	\$0.0	\$0.0	\$0.0	\$0.0	\$0.0	\$143.0	\$143.0

**City of Mount Vernon CIP 2015 - 2020**

**Capital Improvement Plan**

**Funding Sources By Department**

**Police - Unfunded**

(\$ in 000's)										
Revenue Sources	Total Capital Costs:	Previous:	2015	2016	2017	2018	2019	2020	Six Year Total	Project Total
<b>PD-03-01</b>	MULTI-PURPOSE VEHICLE REPLACEMENT	\$0.0	\$40.0	\$0.0	\$0.0	\$0.0	\$0.0	\$0.0	\$40.0	\$40.0
<b>Unfunded</b>		\$0.0	\$40.0	\$0.0	\$0.0	\$0.0	\$0.0	\$0.0	\$40.0	\$40.0
(\$ in 000's)										
Revenue Sources	Total Capital Costs:	Previous:	2015	2016	2017	2018	2019	2020	Six Year Total	Project Total
<b>PD-05-01</b>	REPLACE DOG KENNELS & COVERED PARKING AT EVIDENCE BUILDING	\$0.0	\$78.0	\$0.0	\$0.0	\$0.0	\$0.0	\$0.0	\$78.0	\$78.0
<b>001 Current Expense Fund</b>		\$0.0	\$78.0	\$0.0	\$0.0	\$0.0	\$0.0	\$0.0	\$78.0	\$78.0
(\$ in 000's)										
Revenue Sources	Total Capital Costs:	Previous:	2015	2016	2017	2018	2019	2020	Six Year Total	Project Total
<b>PD-07-01</b>	TRAFFIC SAFETY/CRIMINAL INVESTIGATION CAMERA SYSTEM	\$0.0	\$25.0	\$0.0	\$0.0	\$0.0	\$0.0	\$0.0	\$25.0	\$25.0
<b>001 Current Expense Fund</b>		\$0.0	\$25.0	\$0.0	\$0.0	\$0.0	\$0.0	\$0.0	\$25.0	\$25.0
<b>Grand Total:</b>		<b>\$0.0</b>	<b>\$143.0</b>	<b>\$0.0</b>	<b>\$0.0</b>	<b>\$0.0</b>	<b>\$0.0</b>	<b>\$0.0</b>	<b>\$143.0</b>	<b>\$143.0</b>

## CIP Project Description

## City of Mount Vernon CIP 2015 - 2020

<input type="checkbox"/> In Prior Plan and In Progress	<b>CIP Plan#</b> PD-03-01	<b>Department</b> Police	<b>Quadrant#</b> 0	<b>Status:</b> Unfunded	<b>Date:</b> 05/01/2003
<input type="checkbox"/> In Prior Plan and Appropriated	<b>Project Name:</b>				
<input checked="" type="checkbox"/> In Prior Plan but Not Appropriated	MULTI-PURPOSE VEHICLE REPLACEMENT				
<input type="checkbox"/> New Project	<b>Location:</b>				
<input checked="" type="checkbox"/> Consistent with Comprehensive Plan					

**Project Description/Scope:**

To replace our multi-purpose police vehicle which is used for crime scenes, field communications, and major incident command and control during natural and man-made events. Because our vehicle was surplusd in 2013, the Department no longer has this emergency preparedness response capability.

**Project Justification:**

The Departments multi-purpose vehicle was 35 years old when it was surplusd in 2013. Additionally, the vehicle was not designed with today's response needs in mind. Major operations are now managed from patrol cars, which results in total inefficiency and can jeopardize case integrity. Regular patrol vehilces are inadequate for providing the supplies and equipment needed during an on-site complex incident or large event and not designed or set up for these challenges. The ideal situation is a multipurpose vehilce fully equipped with an array of communication, computer technology and all the diverse equipment required to manage a critical incident. Without the multi-purpose vehicle, the Department does not have the capability to ensure readiness for the variety of critical incident responses.

**Project Benefits:**

The multi-purpose vehicle police acts a base of opertations for a major crime scene, critical natural and man-made disaster or large community event. Allows the Department to rapidly respond to major emergencies and crime scenes with all necessary equipment and facilities to sustain lengthy operations. Examples would include a barricaded subjects, natural disasters, complex crime scene processing, and major transportation accident. It can also be used in high crime areas to coordinate operations, providing a strong police presence in our community. The multi-purpose vehicle is a vital component to emergency preparedness and to the critical incident mission.

**Enviromental Impacts:**

Not Significant.

**Linkage to Other Projects:**

<b>Engineering:</b>	\$0.0
<b>Construction:</b>	\$0.0
<b>Financing:</b>	\$0.0
<b>Misc:</b>	\$60.0
<b>Total Cost:</b>	\$60.0

Revenue Source	Revenue		(In 000's)										Fund	Amount	Year	
CITY	Unfunded														\$40.0	2015
Prior Yrs	\$0.0	2015	\$40.0	2016	\$0.0	2017	\$0.0	2018	\$0.0	2019	\$0.0	2020	\$0.0	<b>Total Revenue:</b>	<b>\$40.0</b>	

## CIP Project Description

## City of Mount Vernon CIP 2015 - 2020

<input checked="" type="checkbox"/> In Prior Plan and In Progress	<b>CIP Plan#</b> PD-05-01	<b>Department</b> Police	<b>Quadrant#</b> 1	<b>Status:</b> Unfunded	<b>Date:</b> 04/22/2005
<input type="checkbox"/> In Prior Plan and Appropriated	<b>Project Name:</b>				
<input checked="" type="checkbox"/> In Prior Plan but Not Appropriated	REPLACE DOG KENNELS & COVERED PARKING AT EVIDENCE BUILDING				
<input type="checkbox"/> New Project	<b>Location:</b>				
<input checked="" type="checkbox"/> Consistent with Comprehensive Plan	Move from Fir Street shop complex to the Police and Court Campus at 1805 Continental Place.				

**Project Description/Scope:**

Construction of the evidence building was completed in 2009. The third phase of this project includes the building kennels, covered parking on east end of the building, and asphaltting the parking lot.

**Project Justification:**

Kennels for impounded dogs is located at West Fir Street shop complex. The City may vacate the current shop site and relocate operations at some point in the future. A replacement building for evidence/vehicles/kennels will be necessary at that time. Efficiency would be improved if the kennels were located on the Poice and Court Campus. Space is available for construction at the police facility on Continental Place on the west end of the evidence building which was constructed in 2009.

**Project Benefits:**

Animals kept in the kennels will be monitored more frequently by staff. More efficient use of staff time by not having to travel between sites. Covered parking area on the east end of evidence building will be used to store vehicles which need to be protected from the weather.

**Enviromental Impacts:**

Wetland reconnaissance and delineation study was completed in February of 2006 by Bob Whitefield. Site survey, fill and grade and SEPA requirement to include wetland/stream boundry of the property completed by Leonard Boudinot and Skoje in January and February of 2007. Phase 1 which was completed in January 2008. Phase 2 (construction of the evidence building) was budgeted and completed in 2009. Phase three animal kennel, covered parking, and asphalt will be budgeted in the future as resources allow.

**Linkage to Other Projects:**

<b>Engineering:</b>	\$0.0
<b>Construction:</b>	\$78.0
<b>Financing:</b>	\$0.0
<b>Misc:</b>	\$0.0
<b>Total Cost:</b>	\$78.0

Revenue Source	Revenue		(In 000's)										Fund	Amount	Year	
CITY	Current Expense Fund													001	\$78.0	2015
Prior Yrs	\$0.0		2015	\$78.0	2016	\$0.0	2017	\$0.0	2018	\$0.0	2019	\$0.0	2020	\$0.0	<b>Total Revenue:</b>	<b>\$78.0</b>

## CIP Project Description

## City of Mount Vernon CIP 2015 - 2020

<input checked="" type="checkbox"/> In Prior Plan and In Progress	<b>CIP Plan#</b> PD-07-01	<b>Department</b> Police	<b>Quadrant#</b>	<b>Status:</b> Unfunded	<b>Date:</b> 04/24/2007
<input type="checkbox"/> In Prior Plan and Appropriated	<b>Project Name:</b>				
<input checked="" type="checkbox"/> In Prior Plan but Not Appropriated	TRAFFIC SAFETY/CRIMINAL INVESTIGATION CAMERA SYSTEM				
<input type="checkbox"/> New Project	<b>Location:</b>				
<input checked="" type="checkbox"/> Consistent with Comprehensive Plan					

**Project Description/Scope:**

To continue developing a system of cameras and recorders that monitors streets, intersections with a high frequency of motor vehicle collisions and/or bussiness, parks or other identified locations with a high probability of being victimized.

**Project Justification:**

Since 2005, recording equipment and cameras were purchased. The cameras were placed in locations that could monitor crime. A portable camera system was also purchased and has proven to be a valuable resource. Officers can pull up the cameras in their vehicles and workstations to monitor problematic areas being recorded. Since the system records for several days, officers can search looking for leads that could help solve cases. This camera system has proven valuable in real time viewing of areas being recorded in an effort to monitor for criminal activity. The camera system is ready to be expanded. In addition to those already installed, we anticipate placing cameras in other parts of the City (downtown, parks, high traffic collision and high crime areas).

**Project Benefits:**

Increase the probability of criminal identification and apprehension involving street crimes. Efficient and appropriate response to motor vehicle accidents. To date there are 51 cameras which are in the community, parks, trails, or at the Police and Court campus.

**Enviromental Impacts:**

Not Significant.

**Linkage to Other Projects:**

<b>Engineering:</b>	\$0.0
<b>Construction:</b>	\$0.0
<b>Financing:</b>	\$0.0
<b>Misc:</b>	\$25.0
<b>Total Cost:</b>	<u>\$25.0</u>

Revenue Source	Revenue	(In 000's)										Fund	Amount	Year	
CITY	Current Expense Fund												001	\$25.0	2015
Prior Yrs	\$0.0	2015	\$25.0	2016	\$0.0	2017	\$0.0	2018	\$0.0	2019	\$0.0	2020	\$0.0	<b>Total Revenue:</b>	<b>\$25.0</b>



# Surfacewater

**City of Mount Vernon CIP 2015 - 2020  
Capital Improvement Plan**

**Project Totals**

16-Jun-14

<b>CIP Plan Number</b>	<b>Project Name</b>	<b>SurfaceWater</b>	<b>Project Funding</b>	<b>Six Year Total</b>	<b>Project Totals</b>
D-94-11	TRUMPETER CREEK EROSION PROBLEM REPAIRS		Unfunded	\$19.0	\$19.0
D-01-03	SOUTH 19TH STREET CULVERT REMOVAL		Unfunded	\$281.0	\$281.0
D-01-05	PARK ST. PUMP STATION		Funded	\$60.0	\$60.0
D-05-02	SOUTH MOUNT VERNON SURFACE WATER ENHANCEMENT PROJEC		Unfunded	\$0.0	\$120.0
D-05-03	WEST MOUNT VERNON STORMWATER FORCE MAIN UPGRADE		Funded	\$75.0	\$75.0
D-06-02	FREEWAY DRIVE STORMWATER FORCE MAIN IMPROVEMENTS		Funded	\$385.0	\$385.0
D-06-03	REGIONAL STORMWATER TREATMENT FACILITY - ROOSEVELT EXT		Funded	\$50.0	\$80.0
D-08-01	CAO (Critical Area Ordinance) RESTORATION SITES		Funded	\$60.0	\$280.0
D-09-01	KULSHAN PUMP STATION CONTROL SYSTEM UPGRADE		Funded	\$30.0	\$30.0
D-09-02	BLODGETT RD CULVERT REPLACEMENT & STREAM RESTORATION.		Unfunded	\$300.0	\$300.0
D-10-02	FREEWAY DRIVE DRAINAGE SYSTEM INSTALLATION		Unfunded	\$200.0	\$200.0
D-12-01	STORM SYSTEM RESTORATION PROGRAM		Funded	\$200.0	\$250.0
D-13-03	COLLEGE WAY PUMP STATION CAPACITY ANALYSIS		Funded	\$50.0	\$50.0
D-14-01	LOGAN CREEK STREAM RESTORATION PROJECT		Funded	\$50.0	\$50.0
D-14-02	STOPLOG STORAGE UNITS		Funded	\$0.0	\$150.0
D-14-03	KULSHAN CREEK FLOOD REDUCTION PROJECT		Funded	\$400.0	\$500.0
<b>Total Project Costs:</b>				<b>\$2,160.0</b>	<b>\$2,830.0</b>

**City of Mount Vernon CIP 2015 - 2020  
Capital Improvement Plan**

**Project Totals**

16-Jun-14

CIP Plan Number	Project Name	SurfaceWater	Project Funding	Six Year Total	Project Totals
-----------------	--------------	--------------	-----------------	----------------	----------------

**Project Funding By Source**

(\$ in 000's)

Revenue Sources	Total Capital Costs:	Previous:	2015	2016	2017	2018	2019	2020	Six Year Total	Project Total
<b>CITY REVENUE SOURCE TOTAL:</b>		\$565.0	\$325.0	\$80.0	\$0.0	\$0.0	\$60.0	\$1,354.0	\$1,819.0	\$2,384.0
403 Surfacewater Utility		\$400.0	\$325.0	\$80.0	\$0.0	\$0.0	\$30.0	\$985.0	\$1,420.0	\$1,820.0
412 Sewer Capital Reserve		\$0.0	\$0.0	\$0.0	\$0.0	\$0.0	\$30.0	\$0.0	\$30.0	\$30.0
Surfacewater Utility		\$150.0	\$0.0	\$0.0	\$0.0	\$0.0	\$0.0	\$0.0	\$0.0	\$150.0
Unfunded		\$15.0	\$0.0	\$0.0	\$0.0	\$0.0	\$0.0	\$369.0	\$369.0	\$384.0
<b>OTHER REVENUE SOURCE TOTAL:</b>		\$105.0	\$10.0	\$10.0	\$10.0	\$10.0	\$10.0	\$291.0	\$341.0	\$446.0
Developer		\$20.0	\$10.0	\$10.0	\$10.0	\$10.0	\$10.0	\$10.0	\$60.0	\$80.0
Developer (unfunded)		\$0.0	\$0.0	\$0.0	\$0.0	\$0.0	\$0.0	\$281.0	\$281.0	\$281.0
Skagit County		\$85.0	\$0.0	\$0.0	\$0.0	\$0.0	\$0.0	\$0.0	\$0.0	\$85.0
<b>Grand Total:</b>		\$670.0	\$335.0	\$90.0	\$10.0	\$10.0	\$70.0	\$1,645.0	\$2,160.0	\$2,830.0



# 2015 -2020 CAPITAL IMPROVEMENTS PLAN SURFACE WATER PROJECTS

## QUADRANT 1

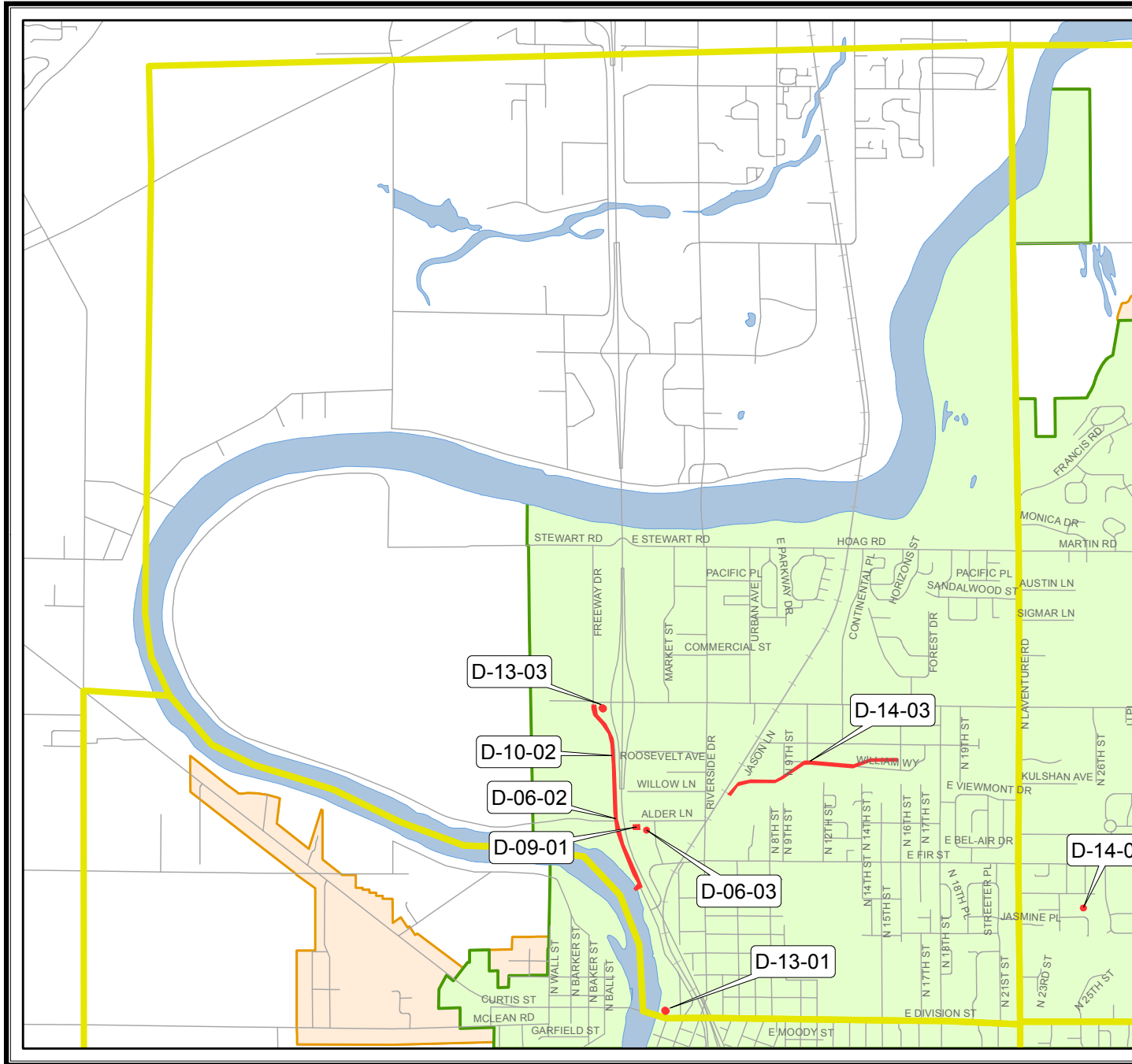
### LEGEND

-  Planned Surface Water Projects
-  CIP Quadrant
-  City Limits
-  Urban Growth Area



NOT TO SCALE

July 2014







## 2015 -2020 CAPITAL IMPROVEMENTS PLAN SURFACE WATER PROJECTS

### QUADRANT 3

#### LEGEND

-  Planned Surface Water Projects
-  CIP Quadrant
-  City Limits
-  Urban Growth Area



NOT TO SCALE

July 2014



## 2015 -2020 CAPITAL IMPROVEMENTS PLAN SURFACE WATER PROJECTS

### QUADRANT 4

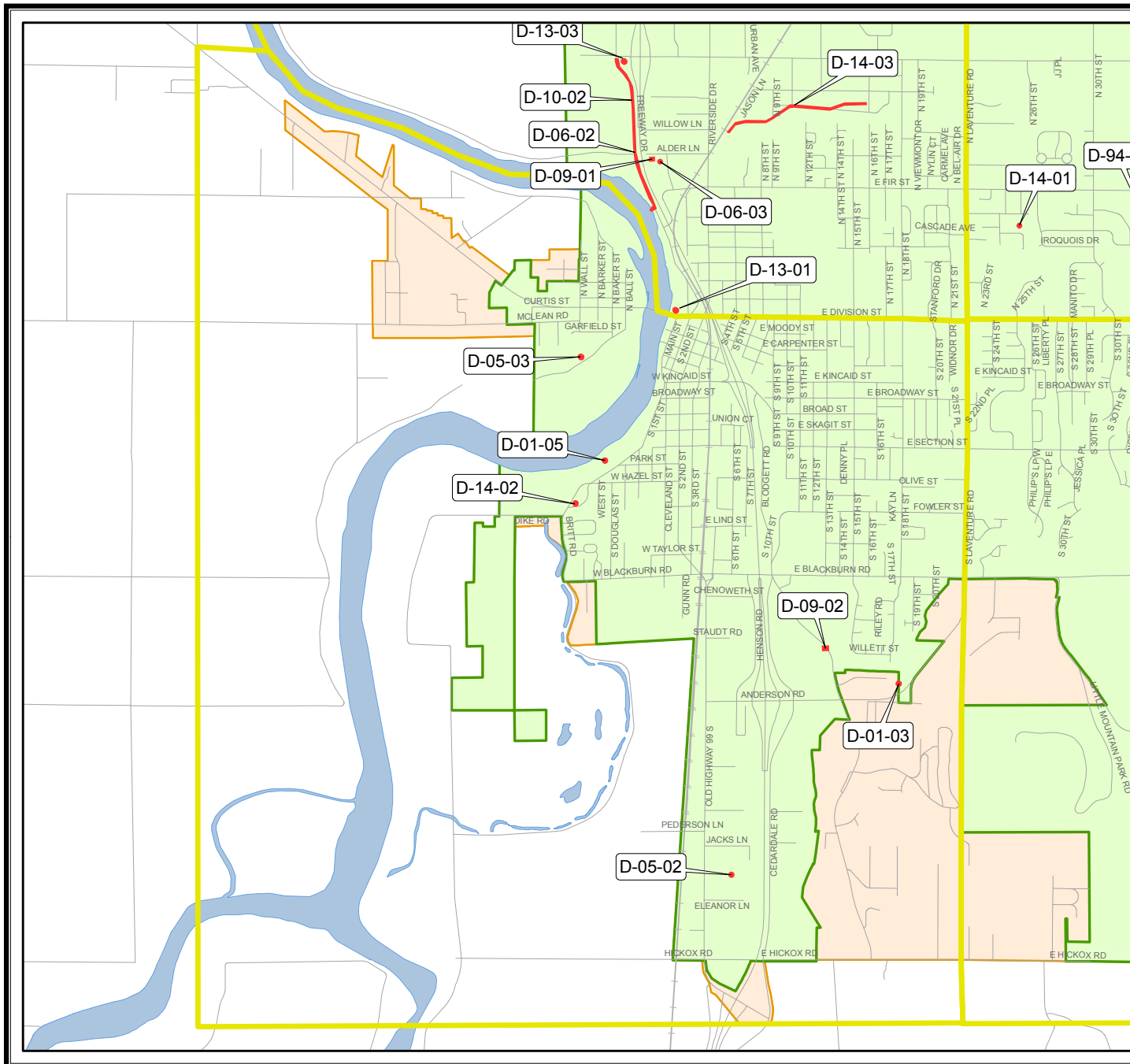
#### LEGEND

-  Planned Surface Water Projects
-  CIP Quadrant
-  City Limits
-  Urban Growth Area



NOT TO SCALE

July 2014



**City of Mount Vernon CIP 2015 - 2020**

**Capital Improvement Plan**

**Funding Sources By Department**

**SurfaceWater - Funded**

		(\$ in 000's)							Six Year Total	Project Total
Revenue Sources	Total Capital Costs: Previous:	2015	2016	2017	2018	2019	2020			
<b>D-01-05</b>	PARK ST. PUMP STATION	\$0.0	\$0.0	\$0.0	\$0.0	\$0.0	\$60.0	\$0.0	\$60.0	\$60.0
403 Surfacewater Utility		\$0.0	\$0.0	\$0.0	\$0.0	\$0.0	\$30.0	\$0.0	\$30.0	\$30.0
412 Sewer Capital Reserve		\$0.0	\$0.0	\$0.0	\$0.0	\$0.0	\$30.0	\$0.0	\$30.0	\$30.0
		(\$ in 000's)							Six Year Total	Project Total
Revenue Sources	Total Capital Costs: Previous:	2015	2016	2017	2018	2019	2020			
<b>D-05-03</b>	WEST MOUNT VERNON STORMWATER FORCE MAIN UPGRADE	\$0.0	\$75.0	\$0.0	\$0.0	\$0.0	\$0.0	\$0.0	\$75.0	\$75.0
403 Surfacewater Utility		\$0.0	\$75.0	\$0.0	\$0.0	\$0.0	\$0.0	\$0.0	\$75.0	\$75.0
		(\$ in 000's)							Six Year Total	Project Total
Revenue Sources	Total Capital Costs: Previous:	2015	2016	2017	2018	2019	2020			
<b>D-06-02</b>	FREEWAY DRIVE STORMWATER FORCE MAIN IMPROVEMENTS	\$0.0	\$0.0	\$0.0	\$0.0	\$0.0	\$0.0	\$385.0	\$385.0	\$385.0
403 Surfacewater Utility		\$0.0	\$0.0	\$0.0	\$0.0	\$0.0	\$0.0	\$385.0	\$385.0	\$385.0
		(\$ in 000's)							Six Year Total	Project Total
Revenue Sources	Total Capital Costs: Previous:	2015	2016	2017	2018	2019	2020			
<b>D-06-03</b>	REGIONAL STORMWATER TREATMENT FACILITY - ROOSEVELT EXTENSION	\$30.0	\$0.0	\$0.0	\$0.0	\$0.0	\$0.0	\$50.0	\$50.0	\$80.0
403 Surfacewater Utility		\$30.0	\$0.0	\$0.0	\$0.0	\$0.0	\$0.0	\$0.0	\$0.0	\$30.0
Unfunded		\$0.0	\$0.0	\$0.0	\$0.0	\$0.0	\$0.0	\$50.0	\$50.0	\$50.0



**City of Mount Vernon CIP 2015 - 2020**

**Capital Improvement Plan**

**Funding Sources By Department**

**SurfaceWater - Funded**

		(\$ in 000's)							Six Year Total	Project Total
Revenue Sources	Total Capital Costs: Previous:	2015	2016	2017	2018	2019	2020			
<b>D-08-01</b>	CAO (Critical Area Ordinance) RESTORATION SITES	\$220.0	\$10.0	\$10.0	\$10.0	\$10.0	\$10.0	\$10.0	\$60.0	\$280.0
	403 Surfacewater Utility	\$200.0	\$0.0	\$0.0	\$0.0	\$0.0	\$0.0	\$0.0	\$0.0	\$200.0
	Developer	\$20.0	\$10.0	\$10.0	\$10.0	\$10.0	\$10.0	\$10.0	\$60.0	\$80.0
		(\$ in 000's)							Six Year Total	Project Total
Revenue Sources	Total Capital Costs: Previous:	2015	2016	2017	2018	2019	2020			
<b>D-09-01</b>	KULSHAN PUMP STATION CONTROL SYSTEM UPGRADE	\$0.0	\$0.0	\$30.0	\$0.0	\$0.0	\$0.0	\$0.0	\$30.0	\$30.0
	403 Surfacewater Utility	\$0.0	\$0.0	\$30.0	\$0.0	\$0.0	\$0.0	\$0.0	\$30.0	\$30.0
		(\$ in 000's)							Six Year Total	Project Total
Revenue Sources	Total Capital Costs: Previous:	2015	2016	2017	2018	2019	2020			
<b>D-12-01</b>	STORM SYSTEM RESTORATION PROGRAM	\$50.0	\$200.0	\$0.0	\$0.0	\$0.0	\$0.0	\$0.0	\$200.0	\$250.0
	403 Surfacewater Utility	\$50.0	\$200.0	\$0.0	\$0.0	\$0.0	\$0.0	\$0.0	\$200.0	\$250.0
		(\$ in 000's)							Six Year Total	Project Total
Revenue Sources	Total Capital Costs: Previous:	2015	2016	2017	2018	2019	2020			
<b>D-13-03</b>	COLLEGE WAY PUMP STATION CAPACITY ANALYSIS	\$0.0	\$50.0	\$0.0	\$0.0	\$0.0	\$0.0	\$0.0	\$50.0	\$50.0
	403 Surfacewater Utility	\$0.0	\$50.0	\$0.0	\$0.0	\$0.0	\$0.0	\$0.0	\$50.0	\$50.0
		(\$ in 000's)							Six Year Total	Project Total
Revenue Sources	Total Capital Costs: Previous:	2015	2016	2017	2018	2019	2020			
<b>D-14-01</b>	LOGAN CREEK STREAM RESTORATION PROJECT	\$0.0	\$0.0	\$50.0	\$0.0	\$0.0	\$0.0	\$0.0	\$50.0	\$50.0
	403 Surfacewater Utility	\$0.0	\$0.0	\$50.0	\$0.0	\$0.0	\$0.0	\$0.0	\$50.0	\$50.0

**City of Mount Vernon CIP 2015 - 2020**  
**Capital Improvement Plan**  
**Funding Sources By Department**

**SurfaceWater - Funded**

		(\$ in 000's)							Six Year Total	Project Total
Revenue Sources	Total Capital Costs: Previous:	2015	2016	2017	2018	2019	2020			
<b>D-14-02</b>	STOPLOG STORAGE UNITS	\$150.0	\$0.0	\$0.0	\$0.0	\$0.0	\$0.0	\$0.0	\$0.0	\$150.0
	Surfacewater Utility	\$150.0	\$0.0	\$0.0	\$0.0	\$0.0	\$0.0	\$0.0	\$0.0	\$150.0
		(\$ in 000's)							Six Year Total	Project Total
Revenue Sources	Total Capital Costs: Previous:	2015	2016	2017	2018	2019	2020			
<b>D-14-03</b>	KULSHAN CREEK FLOOD REDUCTION PROJECT	\$100.0	\$0.0	\$0.0	\$0.0	\$0.0	\$400.0	\$400.0	\$400.0	\$500.0
	403 Surfacewater Utility	\$100.0	\$0.0	\$0.0	\$0.0	\$0.0	\$400.0	\$400.0	\$400.0	\$500.0
<b>Grand Total:</b>		\$550.0	\$335.0	\$90.0	\$10.0	\$10.0	\$70.0	\$845.0	\$1,360.0	\$1,910.0

**City of Mount Vernon CIP 2015 - 2020**

**Capital Improvement Plan  
Funding Sources By Department**

**SurfaceWater - Unfunded**

		(\$ in 000's)							Six Year Total	Project Total
Revenue Sources	Total Capital Costs:	Previous:	2015	2016	2017	2018	2019	2020		
<b>D-94-11</b>	TRUMPETER CREEK EROSION PROBLEM REPAIRS	\$0.0	\$0.0	\$0.0	\$0.0	\$0.0	\$0.0	\$19.0	\$19.0	\$19.0
Unfunded		\$0.0	\$0.0	\$0.0	\$0.0	\$0.0	\$0.0	\$19.0	\$19.0	\$19.0
		(\$ in 000's)							Six Year Total	Project Total
Revenue Sources	Total Capital Costs:	Previous:	2015	2016	2017	2018	2019	2020		
<b>D-01-03</b>	SOUTH 19TH STREET CULVERT REMOVAL	\$0.0	\$0.0	\$0.0	\$0.0	\$0.0	\$0.0	\$281.0	\$281.0	\$281.0
Developer (unfunded)		\$0.0	\$0.0	\$0.0	\$0.0	\$0.0	\$0.0	\$281.0	\$281.0	\$281.0
		(\$ in 000's)							Six Year Total	Project Total
Revenue Sources	Total Capital Costs:	Previous:	2015	2016	2017	2018	2019	2020		
<b>D-05-02</b>	SOUTH MOUNT VERNON SURFACE WATER ENHANCEMENT PROJECT	\$120.0	\$0.0	\$0.0	\$0.0	\$0.0	\$0.0	\$0.0	\$0.0	\$120.0
403 Surfacewater Utility		\$20.0	\$0.0	\$0.0	\$0.0	\$0.0	\$0.0	\$0.0	\$0.0	\$20.0
Unfunded		\$15.0	\$0.0	\$0.0	\$0.0	\$0.0	\$0.0	\$0.0	\$0.0	\$15.0
Skagit County		\$85.0	\$0.0	\$0.0	\$0.0	\$0.0	\$0.0	\$0.0	\$0.0	\$85.0
		(\$ in 000's)							Six Year Total	Project Total
Revenue Sources	Total Capital Costs:	Previous:	2015	2016	2017	2018	2019	2020		
<b>D-09-02</b>	BLODGETT RD CULVERT REPLACEMENT & STREAM	\$0.0	\$0.0	\$0.0	\$0.0	\$0.0	\$0.0	\$300.0	\$300.0	\$300.0
Unfunded		\$0.0	\$0.0	\$0.0	\$0.0	\$0.0	\$0.0	\$300.0	\$300.0	\$300.0
		(\$ in 000's)							Six Year Total	Project Total
Revenue Sources	Total Capital Costs:	Previous:	2015	2016	2017	2018	2019	2020		
<b>D-10-02</b>	FREEWAY DRIVE DRAINAGE SYSTEM INSTALLATION	\$0.0	\$0.0	\$0.0	\$0.0	\$0.0	\$0.0	\$200.0	\$200.0	\$200.0
403 Surfacewater Utility		\$0.0	\$0.0	\$0.0	\$0.0	\$0.0	\$0.0	\$200.0	\$200.0	\$200.0
<b>Grand Total:</b>		\$120.0	\$0.0	\$0.0	\$0.0	\$0.0	\$0.0	\$800.0	\$800.0	\$920.0

## CIP Project Description

## City of Mount Vernon CIP 2015 - 2020

In Prior Plan and In Progress      **CIP Plan#** D-94-11    **Department** SurfaceWater    **Quadrant#** 2    **Status:** Unfunded    **Date:** 05/24/1996  
 In Prior Plan and Appropriated      **Project Name:**  
 In Prior Plan but Not Appropriated      TRUMPETER CREEK EROSION PROBLEM REPAIRS  
 New Project      **Location:**  
 Consistent with Comprehensive Plan      Between Mohawk Drive and Apache Drive, east of Comanche Drive

**Project Description/Scope:**

Install bed control weirs and restore the stream channel between Mohawk Drive and Apache Drive. (LS16-CP1995)

**Project Justification:**

Prevent erosion and sedimentation

**Project Benefits:**

Erosion and sedimentation control/prevention

**Enviromental Impacts:**

Not significant

**Linkage to Other Projects:**

<b>Engineering:</b>	\$5.0
<b>Construction:</b>	\$14.0
<b>Financing:</b>	\$0.0
<b>Misc:</b>	\$0.0
<b>Total Cost:</b>	\$19.0

Revenue Source	Revenue	(In 000's)										Fund	Amount	Year	
CITY	Unfunded													\$19.0	2020
Prior Yrs	\$0.0	2015	\$0.0	2016	\$0.0	2017	\$0.0	2018	\$0.0	2019	\$0.0	2020	\$19.0	<b>Total Revenue:</b>	<b>\$19.0</b>

## CIP Project Description

## City of Mount Vernon CIP 2015 - 2020

In Prior Plan and In Progress      **CIP Plan#** D-01-03    **Department** SurfaceWater    **Quadrant#** 4    **Status:** Unfunded    **Date:** 05/15/2001  
 In Prior Plan and Appropriated      **Project Name:**  
 In Prior Plan but Not Appropriated      SOUTH 19TH STREET CULVERT REMOVAL  
 New Project      **Location:**  
 Consistent with Comprehensive Plan      19th Street County right-of-way and Maddox Creek

**Project Description/Scope:**

Remove 20,000 cubic yards of fill dirt and perched culvert from Maddox Creek near S. 19th Street. Remove perched culvert. Stabilize the slopes and replant. (E10 -Comp Plan 1995)

**Project Justification:**

Developer mitigation project within the UGA.

**Project Benefits:**

Improved fish passage.

**Enviromental Impacts:**

Very favorable.

**Linkage to Other Projects:**

<b>Engineering:</b>	\$50.0
<b>Construction:</b>	\$231.0
<b>Financing:</b>	\$0.0
<b>Misc:</b>	\$0.0
<b>Total Cost:</b>	\$281.0

Revenue Source	Revenue	(In 000's)										Fund	Amount	Year	
OTHER	Developer (unfunded)													\$281.0	2020
Prior Yrs	\$0.0	2015	\$0.0	2016	\$0.0	2017	\$0.0	2018	\$0.0	2019	\$0.0	2020	\$281.0	<b>Total Revenue:</b>	<b>\$281.0</b>

## CIP Project Description

## City of Mount Vernon CIP 2015 - 2020

In Prior Plan and In Progress      **CIP Plan#** D-01-05    **Department** SurfaceWater    **Quadrant#** 4    **Status:** Funded    **Date:** 05/31/2001  
 In Prior Plan and Appropriated      **Project Name:**  
 In Prior Plan but Not Appropriated      PARK ST. PUMP STATION  
 New Project      **Location:**  
 Consistent with Comprehensive Plan      West end of Park Street

**Project Description/Scope:**

Improve debris screening system. Construct a zone for grit separation.

**Project Justification:**

Comply with storm water treatment standards.

**Project Benefits:**

Reduce pump wear, improve water quality discharge.

**Enviromental Impacts:**

Not Significant.

**Linkage to Other Projects:**

CFP #	Project
S-02-09	SEWER COMPREHENSIVE PLAN SEWER REPAIRS

<b>Engineering:</b>	\$0.0
<b>Construction:</b>	\$60.0
<b>Financing:</b>	\$0.0
<b>Misc:</b>	\$0.0
<b>Total Cost:</b>	\$60.0

Revenue Source	Revenue	(In 000's)										Fund	Amount	Year	
CITY	Surfacewater Utility												403	\$30.0	2019
CITY	Sewer Capital Reserve												412	\$30.0	2019
Prior Yrs	\$0.0	2015	\$0.0	2016	\$0.0	2017	\$0.0	2018	\$0.0	2019	\$60.0	2020	\$0.0	<b>Total Revenue:</b>	<b>\$60.0</b>

## CIP Project Description

## City of Mount Vernon CIP 2015 - 2020

In Prior Plan and In Progress      **CIP Plan#** D-05-02    **Department** SurfaceWater    **Quadrant#** 4    **Status:** Unfunded    **Date:** 05/12/2004  
 In Prior Plan and Appropriated      **Project Name:**  
 In Prior Plan but Not Appropriated      SOUTH MOUNT VERNON SURFACE WATER ENHANCEMENT PROJECT  
 New Project      **Location:**  
 Consistent with Comprehensive Plan      South Mount Vernon Commercial Business District

**Project Description/Scope:**

Develop a comprehensive surface water management plan for this area. This will be a multi-phase project that will include the following four phases: 1) Maddox Creek/Beaver Slough Stream Diversion Feasibility Study; 2) Drainage needs analysis which will identify regional CIP projects and estimated costs utilizing regional solutions provided by Phase 1; 3) Implementation of CIP projects identified in phase 2; 4) Flowers Creek Culvert Replacement and Enhancement. The estimated cost shown for this project is limited to Phase 1. Cost estimates for phases 2-4 will be generated at a later date.

**Project Justification:**

A comprehensive surface water management plan for this recently annexed area is necessary for the effective maintenance, management and operation of the City's surface water infrastructure.

**Project Benefits:**

Will ensure necessary surface water management for the South Mount Vernon community and will assist with future utility cost setting.

**Enviromental Impacts:**

To be determined.

**Linkage to Other Projects:**

<b>Engineering:</b>	\$120.0
<b>Construction:</b>	\$0.0
<b>Financing:</b>	\$0.0
<b>Misc:</b>	\$0.0
<b>Total Cost:</b>	\$120.0

Revenue Source	Revenue		(In 000's)										Fund	Amount	Year	
CITY	Surfacewater Utility													403	\$20.0	2007
OTHER	Skagit County														\$30.0	2007
CITY	Unfunded														\$15.0	2008
OTHER	Skagit County														\$55.0	2011
Prior Yrs	\$120.0	2015	\$0.0	2016	\$0.0	2017	\$0.0	2018	\$0.0	2019	\$0.0	2020	\$0.0		<b>Total Revenue:</b>	<b>\$120.0</b>

## CIP Project Description

## City of Mount Vernon CIP 2015 - 2020

In Prior Plan and In Progress      **CIP Plan#** D-05-03    **Department** SurfaceWater    **Quadrant#** 4    **Status:** Funded    **Date:** 05/20/2004  
 In Prior Plan and Appropriated      **Project Name:**  
 In Prior Plan but Not Appropriated    WEST MOUNT VERNON STORMWATER FORCE MAIN UPGRADE  
 New Project      **Location:**  
 Consistent with Comprehensive Plan    West Mount Vernon Stormwater Pump Station

**Project Description/Scope:**

Construct 75-feet of 18-inch ductile pipe from pump discharge through dike.

**Project Justification:**

Increase flow capacity to reduce storm sewer surcharges that occur during heavy rainfall.

**Project Benefits:**

Reduce potential liability caused by surcharging.

**Enviromental Impacts:**

Not significant

**Linkage to Other Projects:**

<b>Engineering:</b>	\$10.0
<b>Construction:</b>	\$65.0
<b>Financing:</b>	\$0.0
<b>Misc:</b>	\$0.0
<b>Total Cost:</b>	\$75.0

Revenue Source	Revenue	(In 000's)										Fund	Amount	Year	
CITY	Surfacewater Utility												403	\$75.0	2015
Prior Yrs	\$0.0	2015	\$75.0	2016	\$0.0	2017	\$0.0	2018	\$0.0	2019	\$0.0	2020	\$0.0	<b>Total Revenue:</b>	<b>\$75.0</b>



## CIP Project Description

## City of Mount Vernon CIP 2015 - 2020

<input type="checkbox"/> In Prior Plan and In Progress	<b>CIP Plan#</b> D-06-02	<b>Department</b> SurfaceWater	<b>Quadrant#</b> 1	<b>Status:</b> Funded	<b>Date:</b> 05/24/2005
<input type="checkbox"/> In Prior Plan and Appropriated	<b>Project Name:</b>				
<input checked="" type="checkbox"/> In Prior Plan but Not Appropriated	FREEWAY DRIVE STORMWATER FORCE MAIN IMPROVEMENTS				
<input type="checkbox"/> New Project	<b>Location:</b>				
<input checked="" type="checkbox"/> Consistent with Comprehensive Plan	Adjacent to Freeway Drive south of College Way to the Skagit River outfall.				

**Project Description/Scope:**

Upsize the force main pipe from the pump station to the Skagit River outfall.

**Project Justification:**

The existing force main does not have adequate capacity to convey storm water flows for future development. The pumps within the station were increased in size, this project is the next phase of work to increase pumping capacity.

**Project Benefits:**

Reduce the potential for flooding within the existing business area West of I-5. Greater capacity would reduce the need for storm water detention ponds within the Business District west of I-5.

**Enviromental Impacts:**

Not Significant.

**Linkage to Other Projects:**

<b>Engineering:</b>	\$77.0
<b>Construction:</b>	\$308.0
<b>Financing:</b>	\$0.0
<b>Misc:</b>	\$0.0
<b>Total Cost:</b>	<u>\$385.0</u>

Revenue Source	Revenue	(In 000's)										Fund	Amount	Year	
CITY	Surfacewater Utility												403	\$385.0	2020
Prior Yrs	\$0.0	2015	\$0.0	2016	\$0.0	2017	\$0.0	2018	\$0.0	2019	\$0.0	2020	\$385.0	<b>Total Revenue:</b>	<b>\$385.0</b>

## CIP Project Description

## City of Mount Vernon CIP 2015 - 2020

In Prior Plan and In Progress      **CIP Plan#** D-06-03    **Department** SurfaceWater    **Quadrant#** 1    **Status:** Funded    **Date:** 05/24/2005  
 In Prior Plan and Appropriated      **Project Name:**  
 In Prior Plan but Not Appropriated      REGIONAL STORMWATER TREATMENT FACILITY - ROOSEVELT EXTENSION  
 New Project      **Location:**  
 Consistent with Comprehensive Plan      Regional Stormwater Facility to be located adjacent to the Kulshan Creek Pump Station within the City Public Works Complex.

**Project Description/Scope:**

Design Study to evaluate the feasibility to construct a regional stormwater facility adjacent to the Kulshan Creek pump station. (LS21- CP1995)

**Project Justification:**

Create a regional stormwater facility to provide water quality treatment for the Roosevelt Extension Road Project and adjacent area.

**Project Benefits:**

Provide regional stormwater improvements for the Roosevelt Extension project, reduce flooding of local residences, provide future storage and water quality treatment for business district.

**Enviromental Impacts:**

Not Significant.

**Linkage to Other Projects:**

<b>Engineering:</b>	\$80.0
<b>Construction:</b>	\$0.0
<b>Financing:</b>	\$0.0
<b>Misc:</b>	\$0.0
<b>Total Cost:</b>	\$80.0

Revenue Source	Revenue	(In 000's)										Fund	Amount	Year	
CITY	Surfacewater Utility											403	\$15.0	2010	
CITY	Surfacewater Utility											403	\$15.0	2011	
CITY	Unfunded												\$50.0	2020	
Prior Yrs	\$30.0	2015	\$0.0	2016	\$0.0	2017	\$0.0	2018	\$0.0	2019	\$0.0	2020	\$50.0	<b>Total Revenue:</b>	<b>\$80.0</b>

## CIP Project Description

## City of Mount Vernon CIP 2015 - 2020

<input type="checkbox"/> In Prior Plan and In Progress	<b>CIP Plan#</b> D-08-01	<b>Department</b> SurfaceWater	<b>Quadrant#</b> 1-4	<b>Status:</b> Funded	<b>Date:</b> 05/16/2007
<input type="checkbox"/> In Prior Plan and Appropriated	<b>Project Name:</b>				
<input checked="" type="checkbox"/> In Prior Plan but Not Appropriated	CAO (Critical Area Ordinance) RESTORATION SITES				
<input type="checkbox"/> New Project	<b>Location:</b>				
<input checked="" type="checkbox"/> Consistent with Comprehensive Plan	City Wide				

**Project Description/Scope:**

Initiate and complete master planning and design, federal, state and local permitting, final design and initial implementation for priority restorations in the Mount Vernon waters/wetland reserve.

**Project Justification:**

Required pursuant to the March 14, 2007, Critical Areas Ordinance update.

**Project Benefits:**

Environmental enhancement of City owned critical areas.

**Enviromental Impacts:**

Very favorable/

**Linkage to Other Projects:**

<b>Engineering:</b>	\$280.0
<b>Construction:</b>	\$0.0
<b>Financing:</b>	\$0.0
<b>Misc:</b>	\$0.0
<b>Total Cost:</b>	<u>\$280.0</u>

Revenue Source	Revenue	(In 000's)											Fund	Amount	Year	
CITY	Surfacewater Utility													403	\$200.0	2007
OTHER	Developer														\$10.0	2013
OTHER	Developer														\$10.0	2014
OTHER	Developer														\$10.0	2015
OTHER	Developer														\$10.0	2016
OTHER	Developer														\$10.0	2017
OTHER	Developer														\$10.0	2018
OTHER	Developer														\$10.0	2019
OTHER	Developer														\$10.0	2020
Prior Yrs	\$220.0	2015	\$10.0	2016	\$10.0	2017	\$10.0	2018	\$10.0	2019	\$10.0	2020	\$10.0	<b>Total Revenue:</b>	<b>\$280.0</b>	

## CIP Project Description

## City of Mount Vernon CIP 2015 - 2020

<input type="checkbox"/> In Prior Plan and In Progress	<b>CIP Plan#</b> D-09-01	<b>Department</b> SurfaceWater	<b>Quadrant#</b> 4	<b>Status:</b> Funded	<b>Date:</b> 04/04/2008
<input type="checkbox"/> In Prior Plan and Appropriated	<b>Project Name:</b>				
<input checked="" type="checkbox"/> In Prior Plan but Not Appropriated	KULSHAN PUMP STATION CONTROL SYSTEM UPGRADE				
<input type="checkbox"/> New Project	<b>Location:</b>				
<input checked="" type="checkbox"/> Consistent with Comprehensive Plan	415 West Fir Street at NW corner of City maintenance shop site.				

**Project Description/Scope:**

Replace RTU (Remote Transmitter Unit) control technology at Kulshan pump station with updated PLC (Programmable Logic Controller) system.

**Project Justification:**

Pump Station control systems have a predicted life of 20 years. In some cases the technology becomes outdated with parts and support services increasingly difficult to secure in much less time. The Kulshan pump station went on line in 1996. PLC technology is more reliable than the old technology and will take the place of most of the hardwire relay logic in the control panel.

**Project Benefits:**

This project will help assure the reliable operation and alarm monitoring of a storm pump station that has the potential to cause some flooding of streets and parking lots in a commercial district if not operating properly.

**Environmental Impacts:**

Not Significant.

**Linkage to Other Projects:**

<b>Engineering:</b>	\$0.0
<b>Construction:</b>	\$0.0
<b>Financing:</b>	\$30.0
<b>Misc:</b>	\$0.0
<b>Total Cost:</b>	<u>\$30.0</u>

Revenue Source	Revenue		(In 000's)								Fund	Amount	Year			
CITY	Surfacewater Utility											403	\$30.0	2016		
Prior Yrs	\$0.0		2015	\$0.0	2016	\$30.0	2017	\$0.0	2018	\$0.0	2019	\$0.0	2020	\$0.0	<b>Total Revenue:</b>	<b>\$30.0</b>

## CIP Project Description

## City of Mount Vernon CIP 2015 - 2020

In Prior Plan and In Progress      **CIP Plan#** D-09-02    **Department** SurfaceWater    **Quadrant#** 4    **Status:** Unfunded    **Date:** 05/07/2008  
 In Prior Plan and Appropriated      **Project Name:**  
 In Prior Plan but Not Appropriated      BLODGETT RD CULVERT REPLACEMENT & STREAM RESTORATION.  
 New Project      **Location:**  
 Consistent with Comprehensive Plan      Blodgett Road at Flowers Creek

**Project Description/Scope:**

Replace undersized culvert under Blodgett Road at Flowers Creek. Restore downstream channel.

**Project Justification:**

Eliminates road and garage flooding. Will reduce the need for maintenance of the City's cross culvert. Removal of partial fish barrier.

**Project Benefits:**

Reduces property flooding. Eliminates road flooding. Reduces maintenance needs. Removal of a fish barrier.

**Enviromental Impacts:**

Favorable.

**Linkage to Other Projects:**

<b>Engineering:</b>	\$50.0
<b>Construction:</b>	\$250.0
<b>Financing:</b>	\$0.0
<b>Misc:</b>	\$0.0
<b>Total Cost:</b>	\$300.0

Revenue Source	Revenue	(In 000's)										Fund	Amount	Year	
CITY	Unfunded													\$300.0	2020
Prior Yrs	\$0.0	2015	\$0.0	2016	\$0.0	2017	\$0.0	2018	\$0.0	2019	\$0.0	2020	\$300.0	<b>Total Revenue:</b>	<b>\$300.0</b>

## CIP Project Description

## City of Mount Vernon CIP 2015 - 2020

In Prior Plan and In Progress      **CIP Plan#** D-10-02    **Department** SurfaceWater    **Quadrant#** 1    **Status:** Unfunded    **Date:** 04/30/2009  
 In Prior Plan and Appropriated      **Project Name:**  
 In Prior Plan but Not Appropriated      FREEWAY DRIVE DRAINAGE SYSTEM INSTALLATION  
 New Project      **Location:**  
 Consistent with Comprehensive Plan      Freeway Drive Between College Way and Riverbend Road

**Project Description/Scope:**

Installation of a drainage system along the west side of Freeway Drive from College Way to Riverbend Road

**Project Justification:**

Inadequate drainage system along the west side of Freeway Drive causes drainage issues and flooding.

**Project Benefits:**

Reduce flooding and drainage issues along the west side of Freeway Drive.

**Enviromental Impacts:**

Not Significant.

**Linkage to Other Projects:**

CFP #	Project
D-06-02	FREEWAY DRIVE STORMWATER FORCE MAIN IMPROVEMENTS
T-97-07	FREEWAY DRIVE (CAMERON WAY TO COLLEGE WAY)
D-13-03	COLLEGE WAY PUMP STATION CAPACITY ANALYSIS

<b>Engineering:</b>	\$30.0
<b>Construction:</b>	\$170.0
<b>Financing:</b>	\$0.0
<b>Misc:</b>	\$0.0
<b>Total Cost:</b>	\$200.0

Revenue Source	Revenue										Fund	Amount	Year		
	(In 000's)														
CITY	Surfacewater Utility										403	\$200.0	2020		
Prior Yrs	\$0.0	2015	\$0.0	2016	\$0.0	2017	\$0.0	2018	\$0.0	2019	\$0.0	2020	\$200.0	<b>Total Revenue:</b>	<b>\$200.0</b>

## CIP Project Description

## City of Mount Vernon CIP 2015 - 2020

In Prior Plan and In Progress      **CIP Plan#** D-12-01    **Department** SurfaceWater    **Quadrant#** 1-4    **Status:** Funded    **Date:** 04/28/2011  
 In Prior Plan and Appropriated      **Project Name:**  
 In Prior Plan but Not Appropriated      STORM SYSTEM RESTORATION PROGRAM  
 New Project      **Location:**  
 Consistent with Comprehensive Plan      City-Wide

**Project Description/Scope:**

Annual storm system restoration program which includes inspection, pipe lining, manhole grouting, and replacement of storm system infrastructure.

**Project Justification:**

Sustain a functional stormwater collection system.

**Project Benefits:**

To maintain the integrity of the drainage systems, restore, and extend the useful life of the existing storm systems.

**Enviromental Impacts:**

Not Significant.

**Linkage to Other Projects:**

<b>Engineering:</b>	\$50.0
<b>Construction:</b>	\$200.0
<b>Financing:</b>	\$0.0
<b>Misc:</b>	\$0.0
<b>Total Cost:</b>	\$250.0

Revenue Source	Revenue	(In 000's)										Fund	Amount	Year	
CITY	Surfacewater Utility												403	\$50.0	2014
CITY	Surfacewater Utility												403	\$200.0	2015
Prior Yrs	\$50.0	2015	\$200.0	2016	\$0.0	2017	\$0.0	2018	\$0.0	2019	\$0.0	2020	\$0.0	<b>Total Revenue:</b>	<b>\$250.0</b>

## CIP Project Description

## City of Mount Vernon CIP 2015 - 2020

<input type="checkbox"/> In Prior Plan and In Progress	<b>CIP Plan#</b> D-13-03	<b>Department</b> SurfaceWater	<b>Quadrant#</b> 4	<b>Status:</b> Funded	<b>Date:</b> 05/10/2012
<input type="checkbox"/> In Prior Plan and Appropriated	<b>Project Name:</b>				
<input checked="" type="checkbox"/> In Prior Plan but Not Appropriated	COLLEGE WAY PUMP STATION CAPACITY ANALYSIS				
<input type="checkbox"/> New Project	<b>Location:</b>				
<input checked="" type="checkbox"/> Consistent with Comprehensive Plan	College Way and Freeway Drive Pump Station				

**Project Description/Scope:**

Contributing basin flow and capacity analysis of the existing Freeway Drive/College Way Pump Station and force main. Taking into consideration planned improvements such as the College Way/I-5 Lane Capacity Improvement Project and full build out of the basin will also need to be in the analysis.

**Project Justification:**

With public and private infrastructure improvements planned for the upstream basin the pump station capacity analysis is needed.

**Project Benefits:**

To determine if improvements to the existing pump station and force main are needed in order to reduce the potential for flooding within the existing basin.

**Environmental Impacts:**

Not Significant.

**Linkage to Other Projects:**

CFP #	Project
T-06-10	COLLEGE WAY SR 538 @ I-5 LANE CAPACITY IMPROVEMENTS
T-97-07	FREEWAY DRIVE (CAMERON WAY TO COLLEGE WAY)
D-10-02	FREEWAY DRIVE DRAINAGE SYSTEM INSTALLATION

<b>Engineering:</b>	\$50.0
<b>Construction:</b>	\$0.0
<b>Financing:</b>	\$0.0
<b>Misc:</b>	\$0.0
<b>Total Cost:</b>	\$50.0

Revenue Source	Revenue										Fund	Amount	Year		
	(In 000's)														
CITY	Surfacewater Utility										403	\$50.0	2015		
Prior Yrs	\$0.0	2015	\$50.0	2016	\$0.0	2017	\$0.0	2018	\$0.0	2019	\$0.0	2020	\$0.0	<b>Total Revenue:</b>	<b>\$50.0</b>



## CIP Project Description

## City of Mount Vernon CIP 2015 - 2020

In Prior Plan and In Progress      **CIP Plan#** D-14-01    **Department** SurfaceWater    **Quadrant#** 2    **Status:** Funded    **Date:** 05/03/2013  
 In Prior Plan and Appropriated      **Project Name:**  
 In Prior Plan but Not Appropriated      LOGAN CREEK STREAM RESTORATION PROJECT  
 New Project      **Location:**  
 Consistent with Comprehensive Plan      Logan Creek is a Tributary to Trumpeter Creek near Stonebridge Way

**Project Description/Scope:**

Place grade control weirs to along the stream channel to prevent down cutting and erosion.

**Project Justification:**

Stabilize the stream channel and improve habitat.

**Project Benefits:**

Reduce the risk of detention pond bank erosion and enhance habitat.

**Enviromental Impacts:**

Not Significant.

**Linkage to Other Projects:**

<b>Engineering:</b>	\$15.0
<b>Construction:</b>	\$35.0
<b>Financing:</b>	\$0.0
<b>Misc:</b>	\$0.0
<b>Total Cost:</b>	\$50.0

Revenue Source	Revenue	(In 000's)										Fund	Amount	Year	
CITY	Surfacewater Utility												403	\$50.0	2016
Prior Yrs	\$0.0	2015	\$0.0	2016	\$50.0	2017	\$0.0	2018	\$0.0	2019	\$0.0	2020	\$0.0	<b>Total Revenue:</b>	<b>\$50.0</b>

## CIP Project Description

## City of Mount Vernon CIP 2015 - 2020

In Prior Plan and In Progress      **CIP Plan#** D-14-03    **Department** SurfaceWater    **Quadrant#** 1    **Status:** Funded    **Date:** 05/03/2013  
 In Prior Plan and Appropriated      **Project Name:**  
 In Prior Plan but Not Appropriated      KULSHAN CREEK FLOOD REDUCTION PROJECT  
 New Project      **Location:**  
 Consistent with Comprehensive Plan      Kulshan Creek from Riverside Drive to Parker Way

**Project Description/Scope:**

Analysis and construction of a project to reduce road flooding along Parker Way, Roosevelt Avenue, William Way, and Leigh Way

**Project Justification:**

Roads in this area flood several times a year. The proposed project will reduce the flooding frequency of the roads along Kulshan Creek.

**Project Benefits:**

The project will improve traffic safety and the business access in the area. The City will spend less money working on the drainage in this area with little to no impact.

**Enviromental Impacts:**

Not Significant.

**Linkage to Other Projects:**

<b>Engineering:</b>	\$100.0
<b>Construction:</b>	\$400.0
<b>Financing:</b>	\$0.0
<b>Misc:</b>	\$0.0
<b>Total Cost:</b>	\$500.0

Revenue Source	Revenue	(In 000's)										Fund	Amount	Year	
CITY	Surfacewater Utility												403	\$100.0	2014
CITY	Surfacewater Utility												403	\$400.0	2020
Prior Yrs	\$100.0	2015	\$0.0	2016	\$0.0	2017	\$0.0	2018	\$0.0	2019	\$0.0	2020	\$400.0	<b>Total Revenue:</b>	<b>\$500.0</b>

# **Transportation**

**City of Mount Vernon CIP 2015 - 2020  
Capital Improvement Plan**

**Project Totals**

12-Jun-14

<b>CIP Plan Number</b>	<b>Project Name</b>	<b>Transportation</b>	<b>Project Funding</b>	<b>Six Year Total</b>	<b>Project Totals</b>
T-94-14	FIR STREET WIDENING - LAVENTURE TO WAUGH ROAD		Unfunded	\$1,200.0	\$1,200.0
T-94-19	BLACKBURN ROAD - CEDAR HILLS DRIVE TO LITTLE MOUNTAIN RO		Unfunded	\$1,700.0	\$1,700.0
T-94-21	BLACKBURN ROAD - LITTLE MOUNTAIN TO EAGLEMONT		Unfunded	\$2,400.0	\$2,400.0
T-97-07	FREEWAY DRIVE (CAMERON WAY TO COLLEGE WAY)		Unfunded	\$3,000.0	\$3,000.0
T-00-02	LOCAL STREET IMPROVEMENTS - REET II FUNDS		Funded	\$3,108.0	\$3,108.0
T-02-04	ROOSEVELT AVENUE EXTENSION		Funded	\$11,100.0	\$11,100.0
T-02-06	30TH STREET (BLACKBURN ROAD TO SECTION STREET)		Unfunded	\$1,300.0	\$1,300.0
T-02-10	FOWLER TRAIL CONNECTION		Unfunded	\$200.0	\$200.0
T-02-13	30TH STREET PATHWAY SOUTH		Unfunded	\$150.0	\$150.0
T-02-17	RIVER DIKE TRAIL SYSTEM		Unfunded	\$500.0	\$500.0
T-02-24	30TH STREET IMPROVEMENTS SOUTH OF FIR		Unfunded	\$900.0	\$900.0
T-03-02	BROAD STREET IMPROVEMENTS		Unfunded	\$2,550.0	\$2,550.0
T-05-02	MARTIN ROAD IMPROVEMENTS		Unfunded	\$2,000.0	\$2,000.0
T-05-06	KULSHAN TRAIL / PARKER CONNECTION		Unfunded	\$32.0	\$32.0
T-05-09	HICKOX ROAD / I-5 INTERCHANGE COMPLETION		Unfunded	\$5,000.0	\$5,000.0
T-06-04	15TH STREET ROAD IMPROVEMENT (BROAD TO DIVISION EASTSIDE		Unfunded	\$1,500.0	\$1,500.0
T-06-05	HOAG/LAVENTURE INTERSECTION IMPROVEMENTS		Unfunded	\$300.0	\$300.0
T-06-06	BROADWAY ST EXT (DALLAS STREET TO BURLINGAME ROAD)		Unfunded	\$1,157.0	\$1,157.0
T-06-07	LAVENTURE RD IMPROVEMENTS (HOAG TO 1000' SOUTH OF HOAG)		Unfunded	\$550.0	\$550.0

**City of Mount Vernon CIP 2015 - 2020  
Capital Improvement Plan**

**Project Totals**

12-Jun-14

<b>CIP Plan Number</b>	<b>Project Name</b>	<b>Transportation</b>	<b>Project Funding</b>	<b>Six Year Total</b>	<b>Project Totals</b>
T-06-10	COLLEGE WAY SR 538 @ I-5 LANE CAPACITY IMPROVEMENTS		Funded	\$5,750.0	\$5,750.0
T-06-11	I-5/SR 536 INTERCHANGE NEW FRONTAGE ROAD ACCESS TO I-5		Unfunded	\$20,000.0	\$20,000.0
T-07-02	SIGNAL MAINTENANCE PROGRAM		Funded	\$150.0	\$150.0
T-07-03	COLD STORAGE TRUCK ROUTE IMPROVEMENT PROJECT		Unfunded	\$50.0	\$50.0
T-07-04	COLLEGE WAY/30TH INTERSECTION IMPROVEMENT		Unfunded	\$300.0	\$300.0
T-07-05	DIVISION/WAUGH INTERSECTION IMPROVEMENTS		Unfunded	\$300.0	\$300.0
T-07-06	18TH/BLACKBURN INTERSECTION IMPROVEMENTS		Unfunded	\$300.0	\$300.0
T-07-07	LAVENTURE/SECTION INTERSECTION IMPROVEMENTS		Funded	\$339.0	\$339.0
T-08-01	SIDEWALK GAP PROGRAM		Funded	\$50.0	\$50.0
T-09-01	FIRST STREET & DIVISION STREET INTERSECTION REALIGNMENT		Unfunded	\$3,000.0	\$3,000.0
T-13-01	LAVENTURE/BLACKBURN INTERSECTION IMPROVEMENTS		Unfunded	\$300.0	\$300.0
T-13-02	CEDARDALE/ANDERSON INTERSECTION IMPROVEMENTS		Unfunded	\$300.0	\$300.0
T-15-01	LED STREET LIGHT INSTALLATION PROJECT		Funded	\$385.0	\$385.0
			<b>Total Project Costs:</b>	<b>\$69,871.0</b>	<b>\$69,871.0</b>

**City of Mount Vernon CIP 2015 - 2020  
Capital Improvement Plan**

**Project Totals**

12-Jun-14

**Transportation  
Project Funding By Source**

(\$ in 000's)

Revenue Sources	Total Capital Costs:	Previous:	2015	2016	2017	2018	2019	2020	Six Year Total	Project Total
<b>CITY REVENUE SOURCE TOTAL:</b>		\$0.0	\$1,172.0	\$755.0	\$543.0	\$5,869.0	\$543.0	\$49,293.0	\$58,175.0	\$58,175.0
<b>001 Current Expense Fund</b>		\$0.0	\$150.0	\$150.0	\$150.0	\$150.0	\$150.0	\$150.0	\$900.0	\$900.0
<b>101 Street Fund</b>		\$0.0	\$454.0	\$158.0	\$158.0	\$158.0	\$158.0	\$158.0	\$1,244.0	\$1,244.0
<b>304 REET I</b>		\$0.0	\$0.0	\$0.0	\$0.0	\$0.0	\$0.0	\$50.0	\$50.0	\$50.0
<b>314 REET II</b>		\$0.0	\$447.0	\$447.0	\$235.0	\$235.0	\$235.0	\$235.0	\$1,834.0	\$1,834.0
<b>Developer (unfunded)</b>		\$0.0	\$0.0	\$0.0	\$0.0	\$0.0	\$0.0	\$300.0	\$300.0	\$300.0
<b>PSE Grant</b>		\$0.0	\$89.0	\$0.0	\$0.0	\$0.0	\$0.0	\$0.0	\$89.0	\$89.0
<b>Unfunded</b>		\$0.0	\$32.0	\$0.0	\$0.0	\$5,326.0	\$0.0	\$33,400.0	\$38,758.0	\$38,758.0
<b>WSDOT (unfunded)</b>		\$0.0	\$0.0	\$0.0	\$0.0	\$0.0	\$0.0	\$15,000.0	\$15,000.0	\$15,000.0
<b>GRANT REVENUE SOURCE TOTAL:</b>		\$0.0	\$50.0	\$0.0	\$0.0	\$289.0	\$0.0	\$3,000.0	\$3,339.0	\$3,339.0
<b>SRST - WA Safe Routes to Schools</b>		\$0.0	\$0.0	\$0.0	\$0.0	\$289.0	\$0.0	\$0.0	\$289.0	\$289.0
<b>SRTS - WA Safe Routes to Schools</b>		\$0.0	\$50.0	\$0.0	\$0.0	\$0.0	\$0.0	\$0.0	\$50.0	\$50.0
<b>Unfunded</b>		\$0.0	\$0.0	\$0.0	\$0.0	\$0.0	\$0.0	\$3,000.0	\$3,000.0	\$3,000.0
<b>OTHER REVENUE SOURCE TOTAL:</b>		\$0.0	\$0.0	\$0.0	\$0.0	\$0.0	\$0.0	\$8,357.0	\$8,357.0	\$8,357.0
<b>Developer (unfunded)</b>		\$0.0	\$0.0	\$0.0	\$0.0	\$0.0	\$0.0	\$8,357.0	\$8,357.0	\$8,357.0
<b>Grand Total:</b>		\$0.0	\$1,222.0	\$755.0	\$543.0	\$6,158.0	\$543.0	\$60,650.0	\$69,871.0	\$69,871.0



**2015 -2020 CAPITAL IMPROVEMENTS PLAN  
TRANSPORTATION PROJECTS**

**QUADRANT 1**

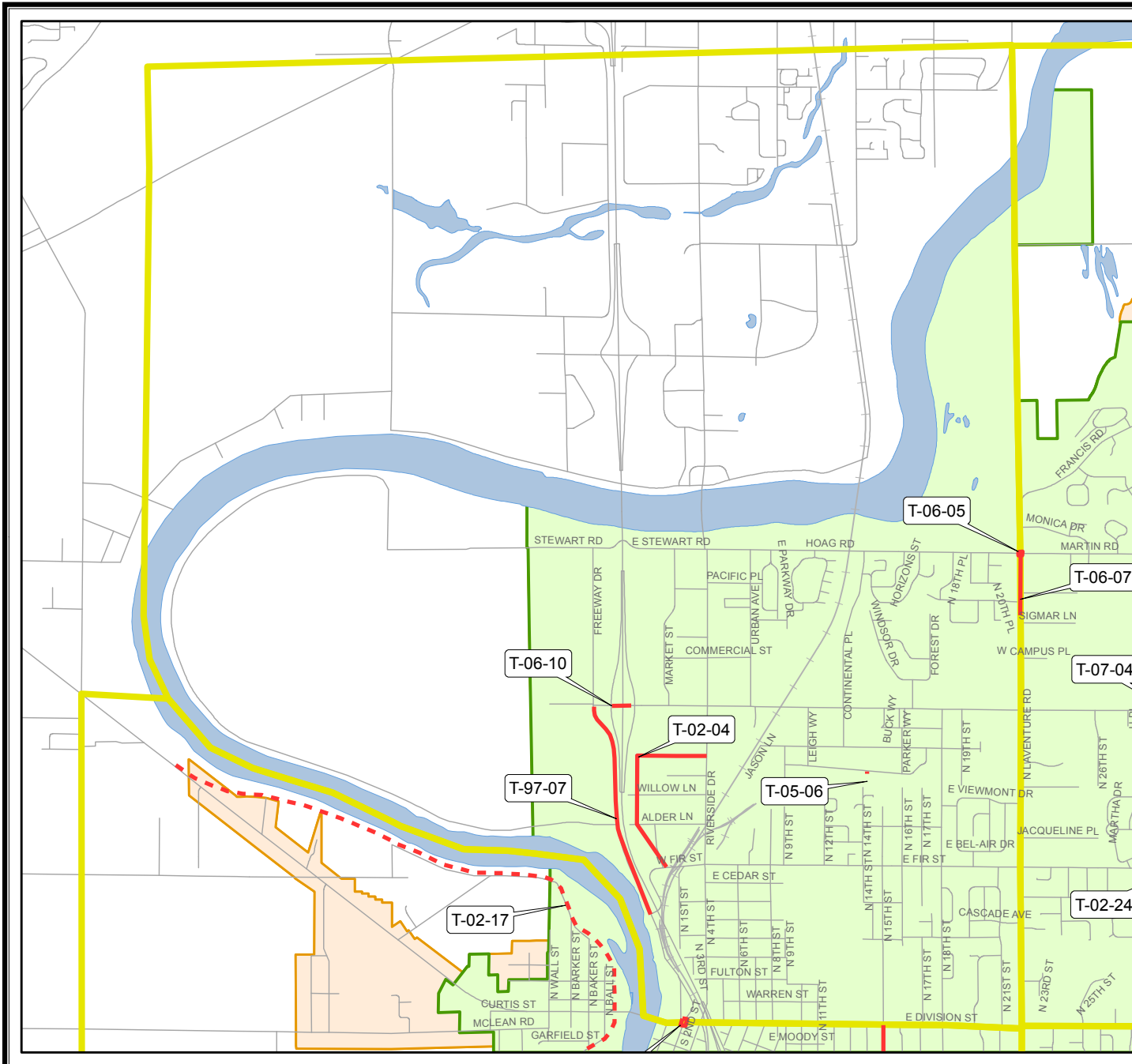
**LEGEND**

-  Planned Street Projects
-  Planned Pathway Projects
-  CIP Quadrant
-  City Limits
-  Urban Growth Area



NOT TO SCALE

July 2014





**2015 -2020 CAPITAL  
IMPROVEMENTS PLAN  
TRANSPORTATION PROJECTS**

**QUADRANT 2**

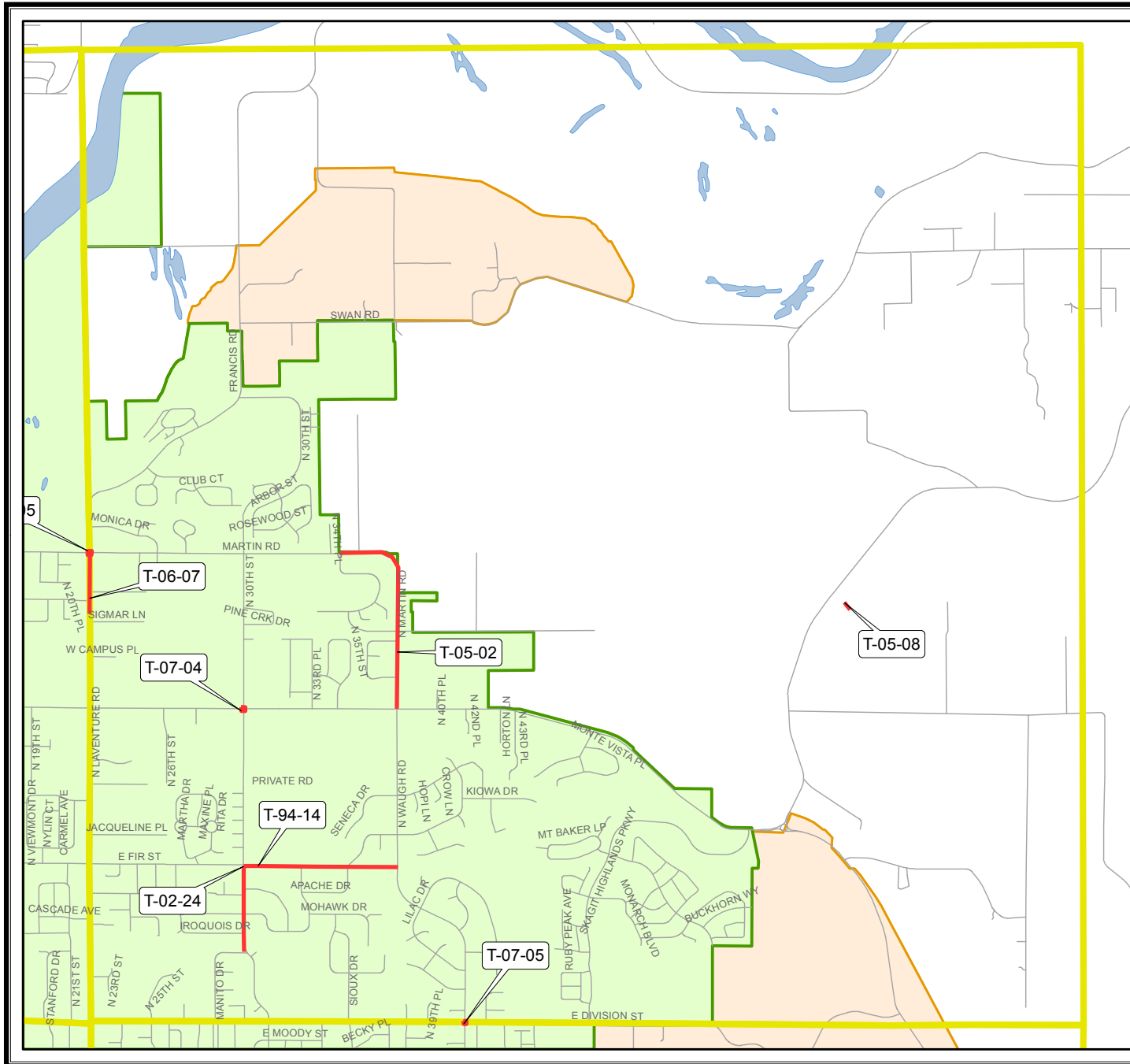
**LEGEND**

-  Planned Street Projects
-  Planned Pathway Projects
-  CIP Quadrant
-  City Limits
-  Urban Growth Area



NOT TO SCALE

July 2014







**2015 -2020 CAPITAL  
IMPROVEMENTS PLAN  
TRANSPORTATION PROJECTS**

**QUADRANT 3**

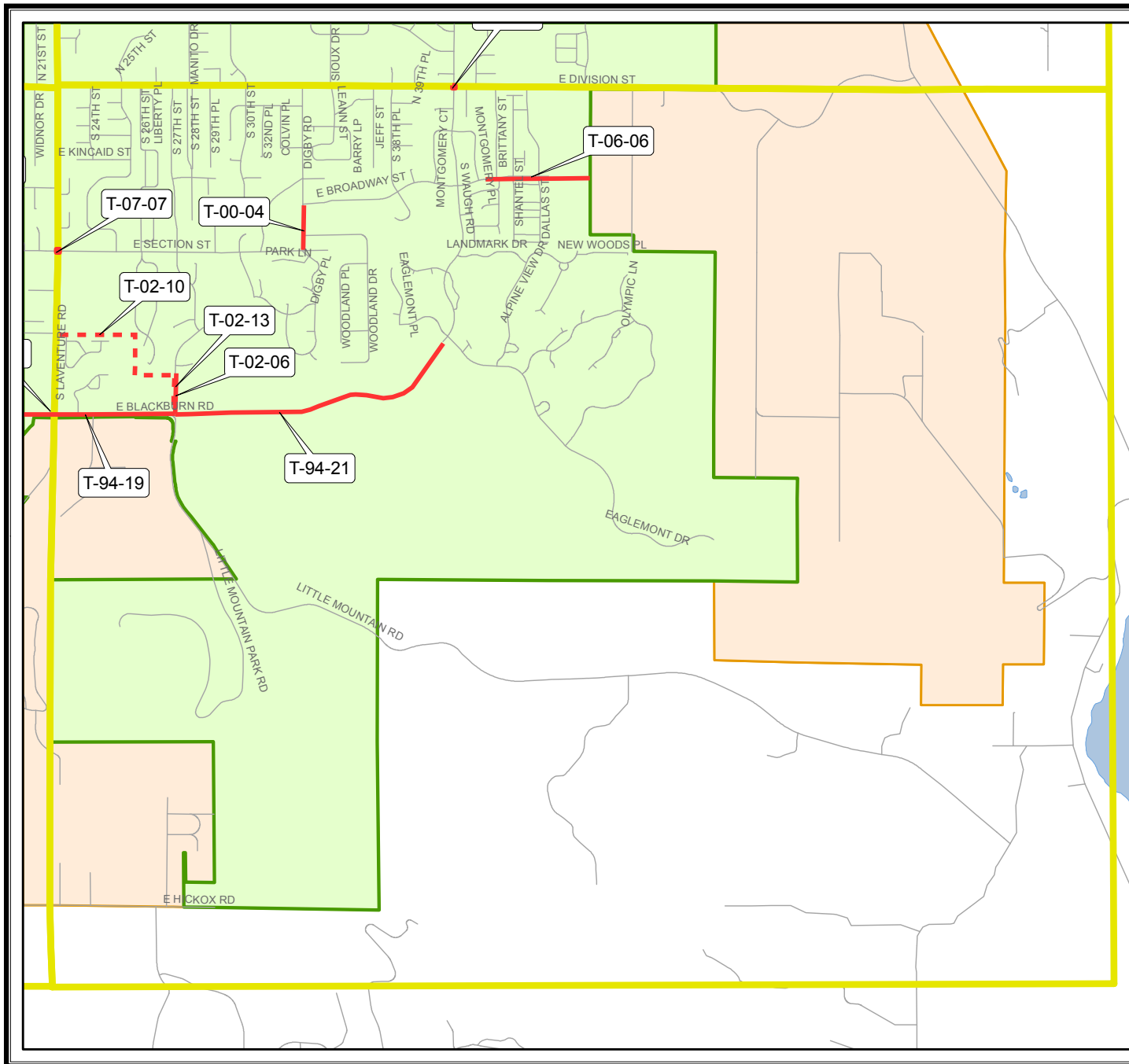
**LEGEND**

-  Planned Street Projects
-  Planned Pathway Projects
-  CIP Quadrant
-  City Limits
-  Urban Growth Area



NOT TO SCALE

July 2014





## 2015 -2020 CAPITAL IMPROVEMENTS PLAN TRANSPORTATION PROJECTS

### QUADRANT 4

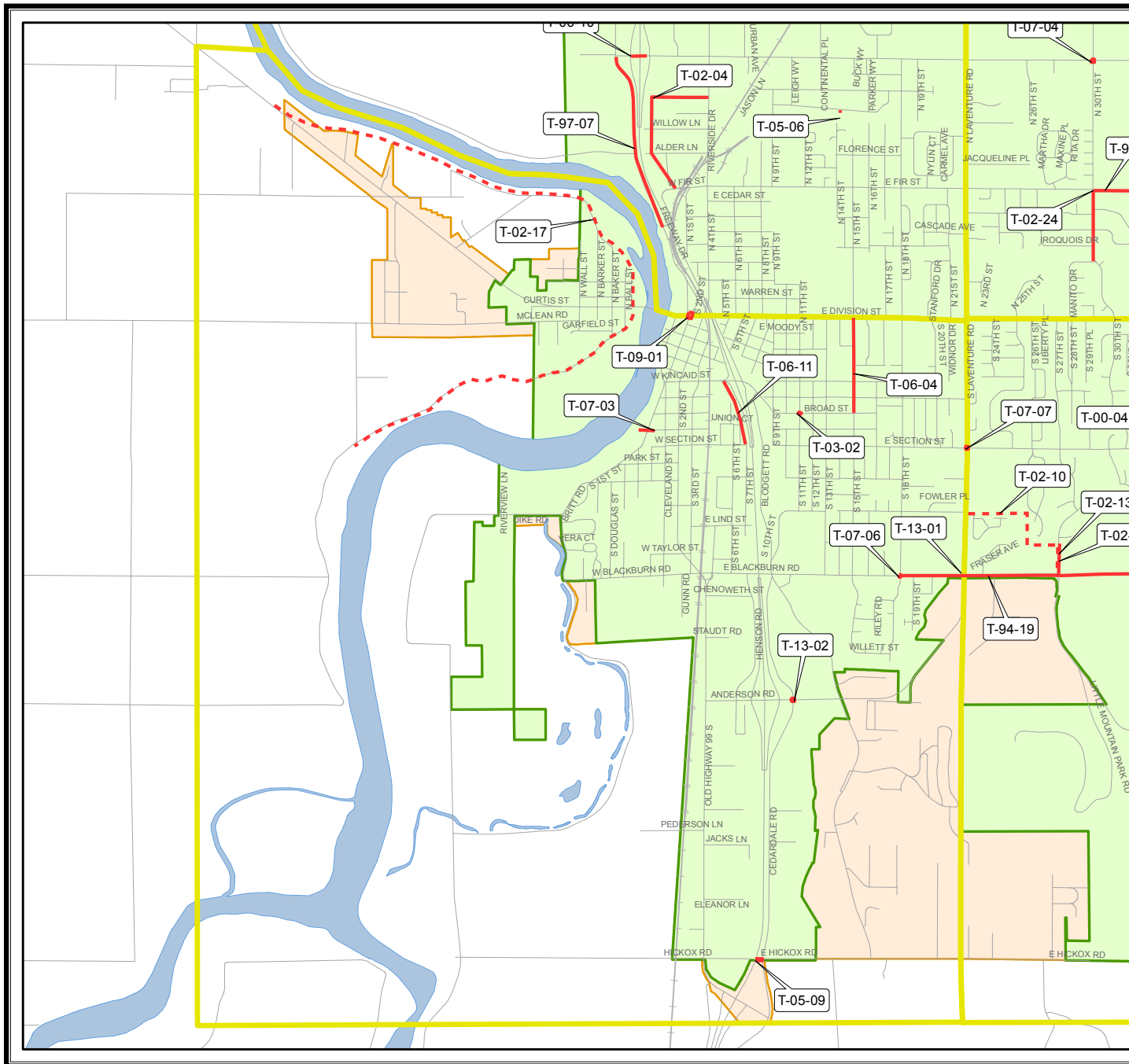
#### LEGEND

-  Planned Street Projects
-  Planned Pathway Projects
-  CIP Quadrant
-  City Limits
-  Urban Growth Area



NOT TO SCALE

July 2014



**City of Mount Vernon CIP 2015 - 2020**

**Capital Improvement Plan  
Funding Sources By Department**

**Transportation - Funded**

		(\$ in 000's)							Six Year Total	Project Total
Revenue Sources	Total Capital Costs: Previous:	2015	2016	2017	2018	2019	2020			
<b>T-00-02</b>	LOCAL STREET IMPROVEMENTS - REET II FUNDS	\$0.0	\$518.0	\$518.0	\$518.0	\$518.0	\$518.0	\$518.0	\$3,108.0	\$3,108.0
001	Current Expense Fund	\$0.0	\$150.0	\$150.0	\$150.0	\$150.0	\$150.0	\$150.0	\$900.0	\$900.0
101	Street Fund	\$0.0	\$143.0	\$143.0	\$143.0	\$143.0	\$143.0	\$143.0	\$858.0	\$858.0
314	REET II	\$0.0	\$225.0	\$225.0	\$225.0	\$225.0	\$225.0	\$225.0	\$1,350.0	\$1,350.0
		(\$ in 000's)							Six Year Total	Project Total
Revenue Sources	Total Capital Costs: Previous:	2015	2016	2017	2018	2019	2020			
<b>T-02-04</b>	ROOSEVELT AVENUE EXTENSION	\$0.0	\$0.0	\$0.0	\$0.0	\$0.0	\$0.0	\$11,100.0	\$11,100.0	\$11,100.0
	Unfunded	\$0.0	\$0.0	\$0.0	\$0.0	\$0.0	\$0.0	\$11,100.0	\$11,100.0	\$11,100.0
		(\$ in 000's)							Six Year Total	Project Total
Revenue Sources	Total Capital Costs: Previous:	2015	2016	2017	2018	2019	2020			
<b>T-06-10</b>	COLLEGE WAY SR 538 @ I-5 LANE CAPACITY IMPROVEMENTS	\$0.0	\$212.0	\$212.0	\$0.0	\$5,326.0	\$0.0	\$0.0	\$5,750.0	\$5,750.0
314	REET II	\$0.0	\$212.0	\$212.0	\$0.0	\$0.0	\$0.0	\$0.0	\$424.0	\$424.0
	Unfunded	\$0.0	\$0.0	\$0.0	\$0.0	\$5,326.0	\$0.0	\$0.0	\$5,326.0	\$5,326.0
		(\$ in 000's)							Six Year Total	Project Total
Revenue Sources	Total Capital Costs: Previous:	2015	2016	2017	2018	2019	2020			
<b>T-07-02</b>	SIGNAL MAINTENANCE PROGRAM	\$0.0	\$25.0	\$25.0	\$25.0	\$25.0	\$25.0	\$25.0	\$150.0	\$150.0
101	Street Fund	\$0.0	\$15.0	\$15.0	\$15.0	\$15.0	\$15.0	\$15.0	\$90.0	\$90.0
314	REET II	\$0.0	\$10.0	\$10.0	\$10.0	\$10.0	\$10.0	\$10.0	\$60.0	\$60.0

**City of Mount Vernon CIP 2015 - 2020**

**Capital Improvement Plan  
Funding Sources By Department**

**Transportation - Funded**

		(\$ in 000's)							Six Year Total	Project Total
Revenue Sources	Total Capital Costs: Previous:	2015	2016	2017	2018	2019	2020			
<b>T-07-07</b>	LAVENTURE/SECTION INTERSECTION IMPROVEMENTS	\$0.0	\$50.0	\$0.0	\$0.0	\$289.0	\$0.0	\$0.0	\$339.0	\$339.0
	SRST - WA Safe Routes to Schools	\$0.0	\$0.0	\$0.0	\$0.0	\$289.0	\$0.0	\$0.0	\$289.0	\$289.0
	SRTS - WA Safe Routes to Schools	\$0.0	\$50.0	\$0.0	\$0.0	\$0.0	\$0.0	\$0.0	\$50.0	\$50.0
		(\$ in 000's)							Six Year Total	Project Total
Revenue Sources	Total Capital Costs: Previous:	2015	2016	2017	2018	2019	2020			
<b>T-08-01</b>	SIDEWALK GAP PROGRAM	\$0.0	\$0.0	\$0.0	\$0.0	\$0.0	\$50.0	\$50.0	\$50.0	\$50.0
	304 REET I	\$0.0	\$0.0	\$0.0	\$0.0	\$0.0	\$50.0	\$50.0	\$50.0	\$50.0
		(\$ in 000's)							Six Year Total	Project Total
Revenue Sources	Total Capital Costs: Previous:	2015	2016	2017	2018	2019	2020			
<b>T-15-01</b>	LED STREET LIGHT INSTALLATION PROJECT	\$0.0	\$385.0	\$0.0	\$0.0	\$0.0	\$0.0	\$0.0	\$385.0	\$385.0
	101 Street Fund	\$0.0	\$296.0	\$0.0	\$0.0	\$0.0	\$0.0	\$0.0	\$296.0	\$296.0
	PSE Grant	\$0.0	\$89.0	\$0.0	\$0.0	\$0.0	\$0.0	\$0.0	\$89.0	\$89.0
<b>Grand Total:</b>		<b>\$0.0</b>	<b>\$1,190.0</b>	<b>\$755.0</b>	<b>\$543.0</b>	<b>\$6,158.0</b>	<b>\$543.0</b>	<b>11,693.0</b>	<b>\$20,882.0</b>	<b>\$20,882.0</b>

**City of Mount Vernon CIP 2015 - 2020**

**Capital Improvement Plan  
Funding Sources By Department**

**Transportation - Unfunded**

		(\$ in 000's)							Six Year Total	Project Total
Revenue Sources	Total Capital Costs:	Previous:	2015	2016	2017	2018	2019	2020		
<b>T-94-14</b>	FIR STREET WIDENING - LAVENTURE TO WAUGH ROAD	\$0.0	\$0.0	\$0.0	\$0.0	\$0.0	\$0.0	\$1,200.0	\$1,200.0	\$1,200.0
Unfunded		\$0.0	\$0.0	\$0.0	\$0.0	\$0.0	\$0.0	\$1,200.0	\$1,200.0	\$1,200.0
		(\$ in 000's)							Six Year Total	Project Total
Revenue Sources	Total Capital Costs:	Previous:	2015	2016	2017	2018	2019	2020		
<b>T-94-19</b>	BLACKBURN ROAD - CEDAR HILLS DRIVE TO LITTLE MOUNTAIN ROAD	\$0.0	\$0.0	\$0.0	\$0.0	\$0.0	\$0.0	\$1,700.0	\$1,700.0	\$1,700.0
Developer (unfunded)		\$0.0	\$0.0	\$0.0	\$0.0	\$0.0	\$0.0	\$1,700.0	\$1,700.0	\$1,700.0
		(\$ in 000's)							Six Year Total	Project Total
Revenue Sources	Total Capital Costs:	Previous:	2015	2016	2017	2018	2019	2020		
<b>T-94-21</b>	BLACKBURN ROAD - LITTLE MOUNTAIN TO EAGLEMONT	\$0.0	\$0.0	\$0.0	\$0.0	\$0.0	\$0.0	\$2,400.0	\$2,400.0	\$2,400.0
Developer (unfunded)		\$0.0	\$0.0	\$0.0	\$0.0	\$0.0	\$0.0	\$2,400.0	\$2,400.0	\$2,400.0
		(\$ in 000's)							Six Year Total	Project Total
Revenue Sources	Total Capital Costs:	Previous:	2015	2016	2017	2018	2019	2020		
<b>T-97-07</b>	FREEWAY DRIVE (CAMERON WAY TO COLLEGE WAY)	\$0.0	\$0.0	\$0.0	\$0.0	\$0.0	\$0.0	\$3,000.0	\$3,000.0	\$3,000.0
Unfunded		\$0.0	\$0.0	\$0.0	\$0.0	\$0.0	\$0.0	\$3,000.0	\$3,000.0	\$3,000.0
		(\$ in 000's)							Six Year Total	Project Total
Revenue Sources	Total Capital Costs:	Previous:	2015	2016	2017	2018	2019	2020		
<b>T-02-06</b>	30TH STREET (BLACKBURN ROAD TO SECTION STREET)	\$0.0	\$0.0	\$0.0	\$0.0	\$0.0	\$0.0	\$1,300.0	\$1,300.0	\$1,300.0
Developer (unfunded)		\$0.0	\$0.0	\$0.0	\$0.0	\$0.0	\$0.0	\$1,300.0	\$1,300.0	\$1,300.0

**City of Mount Vernon CIP 2015 - 2020**  
**Capital Improvement Plan**  
**Funding Sources By Department**

**Transportation - Unfunded**

		(\$ in 000's)							Six Year Total	Project Total
Revenue Sources	Total Capital Costs:	Previous:	2015	2016	2017	2018	2019	2020		
<b>T-02-10</b>	FOWLER TRAIL CONNECTION	\$0.0	\$0.0	\$0.0	\$0.0	\$0.0	\$0.0	\$200.0	\$200.0	\$200.0
Developer (unfunded)		\$0.0	\$0.0	\$0.0	\$0.0	\$0.0	\$0.0	\$200.0	\$200.0	\$200.0
		(\$ in 000's)							Six Year Total	Project Total
Revenue Sources	Total Capital Costs:	Previous:	2015	2016	2017	2018	2019	2020		
<b>T-02-13</b>	30TH STREET PATHWAY SOUTH	\$0.0	\$0.0	\$0.0	\$0.0	\$0.0	\$0.0	\$150.0	\$150.0	\$150.0
Developer (unfunded)		\$0.0	\$0.0	\$0.0	\$0.0	\$0.0	\$0.0	\$150.0	\$150.0	\$150.0
		(\$ in 000's)							Six Year Total	Project Total
Revenue Sources	Total Capital Costs:	Previous:	2015	2016	2017	2018	2019	2020		
<b>T-02-17</b>	RIVER DIKE TRAIL SYSTEM	\$0.0	\$0.0	\$0.0	\$0.0	\$0.0	\$0.0	\$500.0	\$500.0	\$500.0
Unfunded		\$0.0	\$0.0	\$0.0	\$0.0	\$0.0	\$0.0	\$500.0	\$500.0	\$500.0
		(\$ in 000's)							Six Year Total	Project Total
Revenue Sources	Total Capital Costs:	Previous:	2015	2016	2017	2018	2019	2020		
<b>T-02-24</b>	30TH STREET IMPROVEMENTS SOUTH OF FIR	\$0.0	\$0.0	\$0.0	\$0.0	\$0.0	\$0.0	\$900.0	\$900.0	\$900.0
Unfunded		\$0.0	\$0.0	\$0.0	\$0.0	\$0.0	\$0.0	\$900.0	\$900.0	\$900.0
		(\$ in 000's)							Six Year Total	Project Total
Revenue Sources	Total Capital Costs:	Previous:	2015	2016	2017	2018	2019	2020		
<b>T-03-02</b>	BROAD STREET IMPROVEMENTS	\$0.0	\$0.0	\$0.0	\$0.0	\$0.0	\$0.0	\$2,550.0	\$2,550.0	\$2,550.0
Unfunded		\$0.0	\$0.0	\$0.0	\$0.0	\$0.0	\$0.0	\$2,550.0	\$2,550.0	\$2,550.0

**City of Mount Vernon CIP 2015 - 2020**

**Capital Improvement Plan**

**Funding Sources By Department**

**Transportation - Unfunded**

		(\$ in 000's)								Six Year Total	Project Total
Revenue Sources	Total Capital Costs:	Previous:	2015	2016	2017	2018	2019	2020			
<b>T-05-02</b>	MARTIN ROAD IMPROVEMENTS	\$0.0	\$0.0	\$0.0	\$0.0	\$0.0	\$0.0	\$2,000.0	\$2,000.0	\$2,000.0	
Unfunded		\$0.0	\$0.0	\$0.0	\$0.0	\$0.0	\$0.0	\$2,000.0	\$2,000.0	\$2,000.0	
		(\$ in 000's)								Six Year Total	Project Total
Revenue Sources	Total Capital Costs:	Previous:	2015	2016	2017	2018	2019	2020			
<b>T-05-06</b>	KULSHAN TRAIL / PARKER CONNECTION	\$0.0	\$32.0	\$0.0	\$0.0	\$0.0	\$0.0	\$0.0	\$32.0	\$32.0	
Unfunded		\$0.0	\$32.0	\$0.0	\$0.0	\$0.0	\$0.0	\$0.0	\$32.0	\$32.0	
		(\$ in 000's)								Six Year Total	Project Total
Revenue Sources	Total Capital Costs:	Previous:	2015	2016	2017	2018	2019	2020			
<b>T-05-09</b>	HICKOX ROAD / I-5 INTERCHANGE COMPLETION	\$0.0	\$0.0	\$0.0	\$0.0	\$0.0	\$0.0	\$5,000.0	\$5,000.0	\$5,000.0	
Unfunded		\$0.0	\$0.0	\$0.0	\$0.0	\$0.0	\$0.0	\$5,000.0	\$5,000.0	\$5,000.0	
		(\$ in 000's)								Six Year Total	Project Total
Revenue Sources	Total Capital Costs:	Previous:	2015	2016	2017	2018	2019	2020			
<b>T-06-04</b>	15TH STREET ROAD IMPROVEMENT (BROAD TO DIVISION EASTSIDE)	\$0.0	\$0.0	\$0.0	\$0.0	\$0.0	\$0.0	\$1,500.0	\$1,500.0	\$1,500.0	
Unfunded		\$0.0	\$0.0	\$0.0	\$0.0	\$0.0	\$0.0	\$1,500.0	\$1,500.0	\$1,500.0	
		(\$ in 000's)								Six Year Total	Project Total
Revenue Sources	Total Capital Costs:	Previous:	2015	2016	2017	2018	2019	2020			
<b>T-06-05</b>	HOAG/LAVENTURE INTERSECTION IMPROVEMENTS	\$0.0	\$0.0	\$0.0	\$0.0	\$0.0	\$0.0	\$300.0	\$300.0	\$300.0	
Developer (unfunded)		\$0.0	\$0.0	\$0.0	\$0.0	\$0.0	\$0.0	\$300.0	\$300.0	\$300.0	

**City of Mount Vernon CIP 2015 - 2020**

**Capital Improvement Plan  
Funding Sources By Department**

**Transportation - Unfunded**

		(\$ in 000's)								Six Year Total	Project Total
Revenue Sources	Total Capital Costs:	Previous:	2015	2016	2017	2018	2019	2020			
<b>T-06-06</b>	BROADWAY ST EXT (DALLAS STREET TO BURLINGAME ROAD)	\$0.0	\$0.0	\$0.0	\$0.0	\$0.0	\$0.0	\$1,157.0	\$1,157.0	\$1,157.0	
Developer (unfunded)		\$0.0	\$0.0	\$0.0	\$0.0	\$0.0	\$0.0	\$1,157.0	\$1,157.0	\$1,157.0	
		(\$ in 000's)								Six Year Total	Project Total
Revenue Sources	Total Capital Costs:	Previous:	2015	2016	2017	2018	2019	2020			
<b>T-06-07</b>	LAVENTURE RD IMPROVEMENTS (HOAG TO 1000' SOUTH OF HOAG)	\$0.0	\$0.0	\$0.0	\$0.0	\$0.0	\$0.0	\$550.0	\$550.0	\$550.0	
Developer (unfunded)		\$0.0	\$0.0	\$0.0	\$0.0	\$0.0	\$0.0	\$550.0	\$550.0	\$550.0	
		(\$ in 000's)								Six Year Total	Project Total
Revenue Sources	Total Capital Costs:	Previous:	2015	2016	2017	2018	2019	2020			
<b>T-06-11</b>	I-5/SR 536 INTERCHANGE NEW FRONTAGE ROAD ACCESS TO I-5	\$0.0	\$0.0	\$0.0	\$0.0	\$0.0	\$0.0	20,000.0	20,000.0	20,000.0	
Unfunded		\$0.0	\$0.0	\$0.0	\$0.0	\$0.0	\$0.0	\$5,000.0	\$5,000.0	\$5,000.0	
WSDOT (unfunded)		\$0.0	\$0.0	\$0.0	\$0.0	\$0.0	\$0.0	15,000.0	15,000.0	15,000.0	
		(\$ in 000's)								Six Year Total	Project Total
Revenue Sources	Total Capital Costs:	Previous:	2015	2016	2017	2018	2019	2020			
<b>T-07-03</b>	COLD STORAGE TRUCK ROUTE IMPROVEMENT PROJECT	\$0.0	\$0.0	\$0.0	\$0.0	\$0.0	\$0.0	\$50.0	\$50.0	\$50.0	
Unfunded		\$0.0	\$0.0	\$0.0	\$0.0	\$0.0	\$0.0	\$50.0	\$50.0	\$50.0	
		(\$ in 000's)								Six Year Total	Project Total
Revenue Sources	Total Capital Costs:	Previous:	2015	2016	2017	2018	2019	2020			
<b>T-07-04</b>	COLLEGE WAY/30TH INTERSECTION IMPROVEMENT	\$0.0	\$0.0	\$0.0	\$0.0	\$0.0	\$0.0	\$300.0	\$300.0	\$300.0	
Developer (unfunded)		\$0.0	\$0.0	\$0.0	\$0.0	\$0.0	\$0.0	\$300.0	\$300.0	\$300.0	



**City of Mount Vernon CIP 2015 - 2020**

**Capital Improvement Plan  
Funding Sources By Department**

**Transportation - Unfunded**

		(\$ in 000's)							Six Year Total	Project Total	
Revenue Sources	Total Capital Costs:	Previous:	2015	2016	2017	2018	2019	2020			
<b>T-07-05</b>	DIVISION/WAUGH INTERSECTION IMPROVEMENTS	\$0.0	\$0.0	\$0.0	\$0.0	\$0.0	\$0.0	\$300.0	\$300.0	\$300.0	
Developer (unfunded)		\$0.0	\$0.0	\$0.0	\$0.0	\$0.0	\$0.0	\$300.0	\$300.0	\$300.0	
		(\$ in 000's)							Six Year Total	Project Total	
Revenue Sources	Total Capital Costs:	Previous:	2015	2016	2017	2018	2019	2020			
<b>T-07-06</b>	18TH/BLACKBURN INTERSECTION IMPROVEMENTS	\$0.0	\$0.0	\$0.0	\$0.0	\$0.0	\$0.0	\$300.0	\$300.0	\$300.0	
Developer (unfunded)		\$0.0	\$0.0	\$0.0	\$0.0	\$0.0	\$0.0	\$300.0	\$300.0	\$300.0	
		(\$ in 000's)							Six Year Total	Project Total	
Revenue Sources	Total Capital Costs:	Previous:	2015	2016	2017	2018	2019	2020			
<b>T-09-01</b>	FIRST STREET & DIVISION STREET INTERSECTION REALIGNMENT	\$0.0	\$0.0	\$0.0	\$0.0	\$0.0	\$0.0	\$3,000.0	\$3,000.0	\$3,000.0	
Unfunded		\$0.0	\$0.0	\$0.0	\$0.0	\$0.0	\$0.0	\$3,000.0	\$3,000.0	\$3,000.0	
		(\$ in 000's)							Six Year Total	Project Total	
Revenue Sources	Total Capital Costs:	Previous:	2015	2016	2017	2018	2019	2020			
<b>T-13-01</b>	LAVENTURE/BLACKBURN INTERSECTION IMPROVEMENTS	\$0.0	\$0.0	\$0.0	\$0.0	\$0.0	\$0.0	\$300.0	\$300.0	\$300.0	
Unfunded		\$0.0	\$0.0	\$0.0	\$0.0	\$0.0	\$0.0	\$300.0	\$300.0	\$300.0	
		(\$ in 000's)							Six Year Total	Project Total	
Revenue Sources	Total Capital Costs:	Previous:	2015	2016	2017	2018	2019	2020			
<b>T-13-02</b>	CEDARDALE/ANDERSON INTERSECTION IMPROVEMENTS	\$0.0	\$0.0	\$0.0	\$0.0	\$0.0	\$0.0	\$300.0	\$300.0	\$300.0	
Unfunded		\$0.0	\$0.0	\$0.0	\$0.0	\$0.0	\$0.0	\$300.0	\$300.0	\$300.0	
<b>Grand Total:</b>		<b>\$0.0</b>	<b>\$32.0</b>	<b>\$0.0</b>	<b>\$0.0</b>	<b>\$0.0</b>	<b>\$0.0</b>	<b>\$0.0</b>	<b>48,957.0</b>	<b>\$48,989.0</b>	<b>\$48,989.0</b>

## CIP Project Description

## City of Mount Vernon CIP 2015 - 2020

<input type="checkbox"/> In Prior Plan and In Progress	<b>CIP Plan#</b> T-94-14	<b>Department</b> Transportation	<b>Quadrant#</b> 2	<b>Status:</b> Unfunded	<b>Date:</b> 05/23/1996
<input type="checkbox"/> In Prior Plan and Appropriated	<b>Project Name:</b>				
<input checked="" type="checkbox"/> In Prior Plan but Not Appropriated	FIR STREET WIDENING - LAVENTURE TO WAUGH ROAD				
<input type="checkbox"/> New Project	<b>Location:</b>				
<input checked="" type="checkbox"/> Consistent with Comprehensive Plan	Fir Street from LaVenture Road to Waugh Road				

**Project Description/Scope:**

Widen the arterial to current street standards with three lanes and reconstruction of pavement, adding sidewalks and storm drainage. Cedar Court to 30th Street south side; 30th Street to Waugh (both sides) at miscellaneous segments.

**Project Justification:**

The physical conditions, increased traffic, and lack of sidewalks as well as traffic signals justifies this project, this is the remaining pedestrian connection to Bakerview Park from the west.

**Project Benefits:**

The project will provide safe traffic operation and a pedestrian-friendly environment for school children and the public.

**Environmental Impacts:**

Not significant

**Linkage to Other Projects:**

<b>Engineering:</b>	\$300.0
<b>Construction:</b>	\$900.0
<b>Financing:</b>	\$0.0
<b>Misc:</b>	\$0.0
<b>Total Cost:</b>	<u>\$1,200.0</u>

Revenue Source	Revenue		(In 000's)										Fund	Amount	Year	
CITY	Unfunded														\$1,200.0	2020
Prior Yrs	\$0.0	2015	\$0.0	2016	\$0.0	2017	\$0.0	2018	\$0.0	2019	\$0.0	2020	\$1,200.0	<b>Total Revenue:</b>	<b>\$1,200.0</b>	

## CIP Project Description

## City of Mount Vernon CIP 2015 - 2020

In Prior Plan and In Progress      **CIP Plan#** T-94-19    **Department** Transportation    **Quadrant#** 3    **Status:** Unfunded    **Date:** 05/24/1996  
 In Prior Plan and Appropriated      **Project Name:**  
 In Prior Plan but Not Appropriated    BLACKBURN ROAD - CEDAR HILLS DRIVE TO LITTLE MOUNTAIN ROAD  
 New Project      **Location:**  
 Consistent with Comprehensive Plan    Cedar Hills Drive to Little Mountain Road

**Project Description/Scope:**

Widen the arterial to current street standards and provide curbs, sidewalks and storm drainage.

**Project Justification:**

Widens the existing arterial to provide better operations.

**Project Benefits:**

Provides safer roadway with facilities for pedestrians, utilities and drainage.

**Enviromental Impacts:**

Not significant.

**Linkage to Other Projects:**

CFP #	Project
T-94-21	BLACKBURN ROAD - LITTLE MOUNTAIN TO EAGLEMONT

<b>Engineering:</b>	\$200.0
<b>Construction:</b>	\$1,500.0
<b>Financing:</b>	\$0.0
<b>Misc:</b>	\$0.0
<b>Total Cost:</b>	\$1,700.0

Revenue Source	Revenue		(In 000's)										Fund	Amount	Year		
OTHER	Developer (unfunded)															\$1,700.0	2020
Prior Yrs	\$0.0	2015	\$0.0	2016	\$0.0	2017	\$0.0	2018	\$0.0	2019	\$0.0	2020	\$1,700.0	<b>Total Revenue:</b>	<b>\$1,700.0</b>		

## CIP Project Description

## City of Mount Vernon CIP 2015 - 2020

In Prior Plan and In Progress      **CIP Plan#** T-94-21    **Department** Transportation    **Quadrant#** 3    **Status:** Unfunded    **Date:** 05/24/1996  
 In Prior Plan and Appropriated      **Project Name:**  
 In Prior Plan but Not Appropriated    BLACKBURN ROAD - LITTLE MOUNTAIN TO EAGLEMONT  
 New Project      **Location:**  
 Consistent with Comprehensive Plan    Little Mountain Road to Eaglemont Golf Course

**Project Description/Scope:**

Widen the arterial to current street standards and provide curbs, sidewalks and storm drainage.

**Project Justification:**

Widens the existing arterial to provide better operations.

**Project Benefits:**

Provides safer roadway with facilities for pedestrian, utilities and storm drainage.

**Enviromental Impacts:**

Not significant.

**Linkage to Other Projects:**

CFP #	Project
T-94-19	BLACKBURN ROAD - 18th to Little Mountain Road

<b>Engineering:</b>	\$300.0
<b>Construction:</b>	\$2,100.0
<b>Financing:</b>	\$0.0
<b>Misc:</b>	\$0.0
<b>Total Cost:</b>	\$2,400.0

Revenue Source	Revenue		(In 000's)										Fund	Amount	Year		
OTHER	Developer (unfunded)															\$2,400.0	2020
Prior Yrs	\$0.0		2015	\$0.0	2016	\$0.0	2017	\$0.0	2018	\$0.0	2019	\$0.0	2020	\$2,400.0	<b>Total Revenue:</b>	<b>\$2,400.0</b>	

**CIP Project Description**

**City of Mount Vernon CIP 2015 - 2020**

In Prior Plan and In Progress      **CIP Plan#** T-97-07    **Department** Transportation    **Quadrant#** 1    **Status:** Unfunded    **Date:** 07/03/1997  
 In Prior Plan and Appropriated      **Project Name:**  
 In Prior Plan but Not Appropriated      FREEWAY DRIVE (CAMERON WAY TO COLLEGE WAY)  
 New Project      **Location:**  
 Consistent with Comprehensive Plan      Cameron Way to College Way

**Project Description/Scope:**

Widen to 44-feet, construct sidewalks and storm drainage.

**Project Justification:**

Provide pedestrian, bike facilities.

**Project Benefits:**

Center left turn lane will increase capacity.

**Enviromental Impacts:**

None.

**Linkage to Other Projects:**

<b>Engineering:</b>	\$500.0
<b>Construction:</b>	\$2,500.0
<b>Financing:</b>	\$0.0
<b>Misc:</b>	\$0.0
<b>Total Cost:</b>	\$3,000.0

Revenue Source	Revenue	(In 000's)										Fund	Amount	Year	
GRANT	Unfunded													\$3,000.0	2020
Prior Yrs	\$0.0	2015	\$0.0	2016	\$0.0	2017	\$0.0	2018	\$0.0	2019	\$0.0	2020	\$3,000.0	<b>Total Revenue:</b>	<b>\$3,000.0</b>

## CIP Project Description

## City of Mount Vernon CIP 2015 - 2020

In Prior Plan and In Progress      **CIP Plan#** T-00-02    **Department** Transportation    **Quadrant#** 1-4    **Status:** Funded    **Date:** 05/15/2000  
 In Prior Plan and Appropriated      **Project Name:**  
 In Prior Plan but Not Appropriated      LOCAL STREET IMPROVEMENTS - REET II FUNDS  
 New Project      **Location:**  
 Consistent with Comprehensive Plan

**Project Description/Scope:**

Repair, reconstruct, or resurface local streets.

**Project Justification:**

Maintain existing street system.

**Project Benefits:**

**Enviromental Impacts:**

Not Significant.

**Linkage to Other Projects:**

<b>Engineering:</b>	\$0.0
<b>Construction:</b>	\$2,522.0
<b>Financing:</b>	\$0.0
<b>Misc:</b>	\$0.0
<b>Total Cost:</b>	\$2,522.0

Revenue Source	Revenue	(In 000's)	Fund	Amount	Year
CITY	Current Expense Fund		001	\$150.0	2015
CITY	Street Fund		101	\$143.0	2015
CITY	REET II		314	\$225.0	2015
CITY	Current Expense Fund		001	\$150.0	2016
CITY	Street Fund		101	\$143.0	2016
CITY	REET II		314	\$225.0	2016
CITY	Current Expense Fund		001	\$150.0	2017
CITY	Street Fund		101	\$143.0	2017
CITY	REET II		314	\$225.0	2017
CITY	Current Expense Fund		001	\$150.0	2018
CITY	Street Fund		101	\$143.0	2018
CITY	REET II		314	\$225.0	2018

**CIP Project Description**

**City of Mount Vernon CIP 2015 - 2020**

CITY	Current Expense Fund													001	\$150.0	2019
CITY	Street Fund													101	\$143.0	2019
CITY	REET II													314	\$225.0	2019
CITY	Current Expense Fund													001	\$150.0	2020
CITY	Street Fund													101	\$143.0	2020
CITY	REET II													314	\$225.0	2020
Prior Yrs	\$0.0	2015	\$518.0	2016	\$518.0	2017	\$518.0	2018	\$518.0	2019	\$518.0	2020	\$518.0	<b>Total Revenue:</b>		<b>\$3,108.0</b>

## CIP Project Description

## City of Mount Vernon CIP 2015 - 2020

In Prior Plan and In Progress      **CIP Plan#** T-02-04    **Department** Transportation    **Quadrant#** 1    **Status:** Funded    **Date:** 05/09/2002  
 In Prior Plan and Appropriated      **Project Name:**  
 In Prior Plan but Not Appropriated      ROOSEVELT AVENUE EXTENSION  
 New Project      **Location:**  
 Consistent with Comprehensive Plan      Urban Avenue to Cameron Way

**Project Description/Scope:**

Provide arterial roadway from College Way at Urban south then west to I-5 then south to Cameron Way.

**Project Justification:**

Economic revitalization.

**Project Benefits:**

Jobs, retail commercial base, railroad bypass, congestion relief.

**Environmental Impacts:**

Not Significant.

**Linkage to Other Projects:**

<b>Engineering:</b>	\$1,000.0
<b>Construction:</b>	\$10,100.0
<b>Financing:</b>	\$0.0
<b>Misc:</b>	\$0.0
<b>Total Cost:</b>	\$11,100.0

Revenue Source	Revenue (In 000's)											Fund	Amount	Year	
CITY	Unfunded												\$11,100.0	2020	
Prior Yrs	\$0.0	2015	\$0.0	2016	\$0.0	2017	\$0.0	2018	\$0.0	2019	\$0.0	2020	\$11,100.0	<b>Total Revenue:</b>	<b>\$11,100.0</b>



## CIP Project Description

## City of Mount Vernon CIP 2015 - 2020

In Prior Plan and In Progress      **CIP Plan#** T-02-06    **Department** Transportation    **Quadrant#** 3    **Status:** Unfunded    **Date:** 05/10/2002  
 In Prior Plan and Appropriated      **Project Name:**  
 In Prior Plan but Not Appropriated    30TH STREET (BLACKBURN ROAD TO SECTION STREET)  
 New Project      **Location:**  
 Consistent with Comprehensive Plan    Little Mountain Road North

**Project Description/Scope:**

Construct arterial street (650 LF) - extension of 30th Street north of Blackburn Road/Little Mountain intersection

**Project Justification:**

Traffic circulation, safety

**Project Benefits:**

**Enviromental Impacts:**

Not Significant.

**Linkage to Other Projects:**

<b>Engineering:</b>	\$0.0
<b>Construction:</b>	\$1,300.0
<b>Financing:</b>	\$0.0
<b>Misc:</b>	\$0.0
<b>Total Cost:</b>	\$1,300.0

Revenue Source	Revenue	(In 000's)										Fund	Amount	Year	
OTHER	Developer (unfunded)													\$1,300.0	2020
Prior Yrs	\$0.0	2015	\$0.0	2016	\$0.0	2017	\$0.0	2018	\$0.0	2019	\$0.0	2020	\$1,300.0	<b>Total Revenue:</b>	<b>\$1,300.0</b>

## CIP Project Description

## City of Mount Vernon CIP 2015 - 2020

In Prior Plan and In Progress      **CIP Plan#** T-02-10    **Department** Transportation    **Quadrant#** 3    **Status:** Unfunded    **Date:** 05/10/2002  
 In Prior Plan and Appropriated      **Project Name:**  
 In Prior Plan but Not Appropriated      FOWLER TRAIL CONNECTION  
 New Project      **Location:**  
 Consistent with Comprehensive Plan      From LaVenture Road to 30th Street

**Project Description/Scope:**

Connect sewer access road / pedestrian path from LaVenture Road to 30thStreet along the extension of Fowler Street [2640 LF]

**Project Justification:**

Sewer maintenance, pedestrian / school children safety

**Project Benefits:**

**Enviromental Impacts:**

Not Significant.

**Linkage to Other Projects:**

<b>Engineering:</b>	\$0.0
<b>Construction:</b>	\$200.0
<b>Financing:</b>	\$0.0
<b>Misc:</b>	\$0.0
<b>Total Cost:</b>	\$200.0

Revenue Source	Revenue	(In 000's)										Fund	Amount	Year	
OTHER	Developer (unfunded)													\$200.0	2020
Prior Yrs	\$0.0	2015	\$0.0	2016	\$0.0	2017	\$0.0	2018	\$0.0	2019	\$0.0	2020	\$200.0	<b>Total Revenue:</b>	<b>\$200.0</b>

**CIP Project Description**

**City of Mount Vernon CIP 2015 - 2020**

In Prior Plan and In Progress      **CIP Plan#** T-02-13    **Department** Transportation    **Quadrant#** 3,4    **Status:** Unfunded    **Date:** 05/10/2002  
 In Prior Plan and Appropriated      **Project Name:**  
 In Prior Plan but Not Appropriated      30TH STREET PATHWAY SOUTH  
 New Project      **Location:**  
 Consistent with Comprehensive Plan      Blackburn Road to Fowler Street

**Project Description/Scope:**

Pathway parallel to 30th Street [660 LF]

**Project Justification:**

Pedestrian safety

**Project Benefits:**

**Enviromental Impacts:**

Not Significant.

**Linkage to Other Projects:**

<b>Engineering:</b>	\$0.0
<b>Construction:</b>	\$150.0
<b>Financing:</b>	\$0.0
<b>Misc:</b>	\$0.0
<b>Total Cost:</b>	\$150.0

Revenue Source	Revenue	(In 000's)										Fund	Amount	Year	
OTHER	Developer (unfunded)													\$150.0	2020
Prior Yrs	\$0.0	2015	\$0.0	2016	\$0.0	2017	\$0.0	2018	\$0.0	2019	\$0.0	2020	\$150.0	<b>Total Revenue:</b>	<b>\$150.0</b>

## CIP Project Description

## City of Mount Vernon CIP 2015 - 2020

In Prior Plan and In Progress      **CIP Plan#** T-02-17    **Department** Transportation    **Quadrant#** 4    **Status:** Unfunded    **Date:** 05/10/2002  
 In Prior Plan and Appropriated      **Project Name:**  
 In Prior Plan but Not Appropriated      RIVER DIKE TRAIL SYSTEM  
 New Project      **Location:**  
 Consistent with Comprehensive Plan      Various locations on river dike system

**Project Description/Scope:**

Utilize existing dike top as pedestrian pathways, property owner permission is required

**Project Justification:**

**Project Benefits:**

Pedestrian safety, recreation

**Enviromental Impacts:**

Not Significant.

**Linkage to Other Projects:**

<b>Engineering:</b>	\$0.0
<b>Construction:</b>	\$400.0
<b>Financing:</b>	\$0.0
<b>Misc:</b>	\$100.0
<b>Total Cost:</b>	\$500.0

Revenue Source	Revenue	(In 000's)										Fund	Amount	Year	
CITY	Unfunded													\$500.0	2020
Prior Yrs	\$0.0	2015	\$0.0	2016	\$0.0	2017	\$0.0	2018	\$0.0	2019	\$0.0	2020	\$500.0	<b>Total Revenue:</b>	<b>\$500.0</b>

## CIP Project Description

## City of Mount Vernon CIP 2015 - 2020

In Prior Plan and In Progress      **CIP Plan#** T-02-24    **Department** Transportation    **Quadrant#** 2    **Status:** Unfunded    **Date:** 05/10/2002  
 In Prior Plan and Appropriated      **Project Name:**  
 In Prior Plan but Not Appropriated      30TH STREET IMPROVEMENTS SOUTH OF FIR  
 New Project      **Location:**  
 Consistent with Comprehensive Plan      Fir Street to Manito Drive area

**Project Description/Scope:**

Complete sidewalks curb and gutter, street widening

**Project Justification:**

Arterial street completion

**Project Benefits:**

**Enviromental Impacts:**

Not Significant.

**Linkage to Other Projects:**

<b>Engineering:</b>	\$150.0
<b>Construction:</b>	\$750.0
<b>Financing:</b>	\$0.0
<b>Misc:</b>	\$0.0
<b>Total Cost:</b>	\$900.0

Revenue Source	Revenue	(In 000's)											Fund	Amount	Year	
CITY	Unfunded														\$900.0	2020
Prior Yrs	\$0.0	2015	\$0.0	2016	\$0.0	2017	\$0.0	2018	\$0.0	2019	\$0.0	2020	\$900.0	<b>Total Revenue:</b>	<b>\$900.0</b>	

**CIP Project Description**

**City of Mount Vernon CIP 2015 - 2020**

In Prior Plan and In Progress      **CIP Plan#** T-03-02    **Department** Transportation    **Quadrant#** 4    **Status:** Unfunded    **Date:** 09/25/2003  
 In Prior Plan and Appropriated      **Project Name:**  
 In Prior Plan but Not Appropriated      BROAD STREET IMPROVEMENTS  
 New Project      **Location:**  
 Consistent with Comprehensive Plan      Broad Street between Blodgett Road and 12th Street

**Project Description/Scope:**

Pedestrian safety improvements. Perform detailed analysis and safety improvements. Two phase project.

**Project Justification:**

Pedestrian safety and crosswalk.

**Project Benefits:**

Safer operations for traffic and pedestrians.

**Enviromental Impacts:**

Not Significant.

**Linkage to Other Projects:**

<b>Engineering:</b>	\$400.0
<b>Construction:</b>	\$2,150.0
<b>Financing:</b>	\$0.0
<b>Misc:</b>	\$0.0
<b>Total Cost:</b>	\$2,550.0

Revenue Source	Revenue	(In 000's)										Fund	Amount	Year	
CITY	Unfunded													\$2,550.0	2020
Prior Yrs	\$0.0	2015	\$0.0	2016	\$0.0	2017	\$0.0	2018	\$0.0	2019	\$0.0	2020	\$2,550.0	<b>Total Revenue:</b>	<b>\$2,550.0</b>

## CIP Project Description

## City of Mount Vernon CIP 2015 - 2020

In Prior Plan and In Progress      **CIP Plan#** T-05-02    **Department** Transportation    **Quadrant#** 2    **Status:** Unfunded    **Date:** 05/20/2004  
 In Prior Plan and Appropriated      **Project Name:**  
 In Prior Plan but Not Appropriated      MARTIN ROAD IMPROVEMENTS  
 New Project      **Location:**  
 Consistent with Comprehensive Plan      Martin Road from Trumpeter Drive to College Way

**Project Description/Scope:**

Complete arterial street improvements, reconstruct curve including realignment improvements. Total project length is 3120 feet. Portions are anticipated to be completed by development. Curve improvements may be phased in initially.

**Project Justification:**

Safety

**Project Benefits:**

Improvements to a perimeter road system

**Environmental Impacts:**

Not Significant.

**Linkage to Other Projects:**

<b>Engineering:</b>	\$300.0
<b>Construction:</b>	\$1,500.0
<b>Financing:</b>	\$0.0
<b>Misc:</b>	\$200.0
<b>Total Cost:</b>	\$2,000.0

Revenue Source	Revenue		(In 000's)										Fund	Amount	Year	
CITY	Unfunded															
Prior Yrs	\$0.0	2015	\$0.0	2016	\$0.0	2017	\$0.0	2018	\$0.0	2019	\$0.0	2020	\$2,000.0	<b>Total Revenue:</b>	<b>\$2,000.0</b>	

## CIP Project Description

## City of Mount Vernon CIP 2015 - 2020

In Prior Plan and In Progress      **CIP Plan#** T-05-06    **Department** Transportation    **Quadrant#** 1    **Status:** Unfunded    **Date:** 05/20/2004  
 In Prior Plan and Appropriated      **Project Name:**  
 In Prior Plan but Not Appropriated      KULSHAN TRAIL / PARKER CONNECTION  
 New Project      **Location:**  
 Consistent with Comprehensive Plan      Kulshan trail adjacent to Parker Business Center

**Project Description/Scope:**

Construct a trail connection from the Kulshan Trail into the Parker Business Center on City owned property. Construct a small pocket park / rest area on the City owned lots adjacent to the trail.

**Project Justification:**

Will promote access to a fitness program in close proximity to our major employment center for full public use.

**Project Benefits:**

**Enviromental Impacts:**

Not Significant.

**Linkage to Other Projects:**

<b>Engineering:</b>	\$7.0
<b>Construction:</b>	\$25.0
<b>Financing:</b>	\$0.0
<b>Misc:</b>	\$0.0
<b>Total Cost:</b>	\$32.0

Revenue Source	Revenue	(In 000's)											Fund	Amount	Year		
CITY	Unfunded															\$32.0	2015
Prior Yrs	\$0.0	2015	\$32.0	2016	\$0.0	2017	\$0.0	2018	\$0.0	2019	\$0.0	2020	\$0.0		<b>Total Revenue:</b>	<b>\$32.0</b>	



## CIP Project Description

## City of Mount Vernon CIP 2015 - 2020

In Prior Plan and In Progress      **CIP Plan#** T-05-09    **Department** Transportation    **Quadrant#** 4    **Status:** Unfunded    **Date:** 06/12/2004  
 In Prior Plan and Appropriated      **Project Name:**  
 In Prior Plan but Not Appropriated      HICKOX ROAD / I-5 INTERCHANGE COMPLETION  
 New Project      **Location:**  
 Consistent with Comprehensive Plan      Hickox Road and I-5

**Project Description/Scope:**

Two phase project. Phase 1 feasibility analysis, design, right-of-way acquisition and permitting. Phase 2 construction. 2400 lf of on/off ramp [1200+1200] [190,000 sf row]

**Project Justification:**

Completion of interchange

**Project Benefits:**

Economic development

**Enviromental Impacts:**

Not Significant.

**Linkage to Other Projects:**

<b>Engineering:</b>	\$1,500.0
<b>Construction:</b>	\$2,400.0
<b>Financing:</b>	\$0.0
<b>Misc:</b>	\$1,100.0
<b>Total Cost:</b>	\$5,000.0

Revenue Source	Revenue	(In 000's)										Fund	Amount	Year	
CITY	Unfunded													\$5,000.0	2020
Prior Yrs	\$0.0	2015	\$0.0	2016	\$0.0	2017	\$0.0	2018	\$0.0	2019	\$0.0	2020	\$5,000.0	<b>Total Revenue:</b>	<b>\$5,000.0</b>

## CIP Project Description

## City of Mount Vernon CIP 2015 - 2020

In Prior Plan and In Progress      **CIP Plan#** T-06-04    **Department** Transportation    **Quadrant#** 4    **Status:** Unfunded    **Date:** 05/30/2005  
 In Prior Plan and Appropriated      **Project Name:**  
 In Prior Plan but Not Appropriated      15TH STREET ROAD IMPROVEMENT (BROAD TO DIVISION EASTSIDE)  
 New Project      **Location:**  
 Consistent with Comprehensive Plan      15th Street between Broad and Division Streets

**Project Description/Scope:**

Improve 15th Street to Minor Arterial Standard including a 12-foot center turn lane, two 12-foot travel lanes and two 4-foot bike lanes with no on-street parking.

**Project Justification:**

Traffic volumes have increased creating greater delays to through traffic due to turning vehicles. These improvements will increase capacity of the roadway and create safer vehicle travel.

**Project Benefits:**

Improve safety, promote alternative modes of travel.

**Enviromental Impacts:**

Not Significant.

**Linkage to Other Projects:**

<b>Engineering:</b>	\$300.0
<b>Construction:</b>	\$1,200.0
<b>Financing:</b>	\$0.0
<b>Misc:</b>	\$0.0
<b>Total Cost:</b>	\$1,500.0

Revenue Source	Revenue (In 000's)											Fund	Amount	Year	
CITY	Unfunded												\$1,500.0	2020	
Prior Yrs	\$0.0	2015	\$0.0	2016	\$0.0	2017	\$0.0	2018	\$0.0	2019	\$0.0	2020	\$1,500.0	<b>Total Revenue:</b>	<b>\$1,500.0</b>

## CIP Project Description

## City of Mount Vernon CIP 2015 - 2020

In Prior Plan and In Progress      **CIP Plan#** T-06-05    **Department** Transportation    **Quadrant#** 1,2    **Status:** Unfunded    **Date:** 05/30/2005  
 In Prior Plan and Appropriated      **Project Name:**  
 In Prior Plan but Not Appropriated      HOAG/LAVENTURE INTERSECTION IMPROVEMENTS  
 New Project      **Location:**  
 Consistent with Comprehensive Plan      Intersection of Hoag and LaVenture Roads

**Project Description/Scope:**

Intersection improvements may include traffic signal, roundabout, and/or turn lanes

**Project Justification:**

Increase traffic usage of the intersection, warrants intersection improvement

**Project Benefits:**

More efficient flow of traffic during peak traffic volumes. Improve safety.

**Enviromental Impacts:**

Not Significant.

**Linkage to Other Projects:**

<b>Engineering:</b>	\$50.0
<b>Construction:</b>	\$250.0
<b>Financing:</b>	\$0.0
<b>Misc:</b>	\$0.0
<b>Total Cost:</b>	\$300.0

Revenue Source	Revenue	(In 000's)										Fund	Amount	Year	
OTHER	Developer (unfunded)													\$300.0	2020
Prior Yrs	\$0.0	2015	\$0.0	2016	\$0.0	2017	\$0.0	2018	\$0.0	2019	\$0.0	2020	\$300.0	<b>Total Revenue:</b>	<b>\$300.0</b>

## CIP Project Description

## City of Mount Vernon CIP 2015 - 2020

In Prior Plan and In Progress      **CIP Plan#** T-06-06    **Department** Transportation    **Quadrant#** 3    **Status:** Unfunded    **Date:** 05/30/2005  
 In Prior Plan and Appropriated      **Project Name:**  
 In Prior Plan but Not Appropriated      BROADWAY ST EXT (DALLAS STREET TO BURLINGAME ROAD)  
 New Project      **Location:**  
 Consistent with Comprehensive Plan      Broadway Street between Dallas Street and Burlingame Road

**Project Description/Scope:**

Extend Broadway, a Minor Arterial Street, from Dallas Street to Burlingame Road.

**Project Justification:**

Increase traffic on adjacent arterial streets requires the extension of Broadway Street consistent with the City's Comprehensive Transportation Plan.

**Project Benefits:**

Improved traffic circulation.

**Enviromental Impacts:**

Not Significant.

**Linkage to Other Projects:**

<b>Engineering:</b>	\$0.0
<b>Construction:</b>	\$1,157.0
<b>Financing:</b>	\$0.0
<b>Misc:</b>	\$0.0
<b>Total Cost:</b>	\$1,157.0

Revenue Source	Revenue	(In 000's)										Fund	Amount	Year	
OTHER	Developer (unfunded)													\$1,157.0	2020
Prior Yrs	\$0.0	2015	\$0.0	2016	\$0.0	2017	\$0.0	2018	\$0.0	2019	\$0.0	2020	\$1,157.0	<b>Total Revenue:</b>	<b>\$1,157.0</b>

## CIP Project Description

## City of Mount Vernon CIP 2015 - 2020

In Prior Plan and In Progress      **CIP Plan#** T-06-07    **Department** Transportation    **Quadrant#** 2    **Status:** Unfunded    **Date:** 05/30/2005  
 In Prior Plan and Appropriated      **Project Name:**  
 In Prior Plan but Not Appropriated    LAVENTURE RD IMPROVEMENTS (HOAG TO 1000' SOUTH OF HOAG)  
 New Project      **Location:**  
 Consistent with Comprehensive Plan    East side of LaVenture Road south of Hoag Road.

**Project Description/Scope:**

Widen roadway, construct curb, gutter and sidewalk improvements on LaVenture south of Hoag Road.

**Project Justification:**

Road improvement to meet the City standard for Principal Arterial.

**Project Benefits:**

Widen road to increase traffic capacity and pedestrian safety.

**Enviromental Impacts:**

Not Significant.

**Linkage to Other Projects:**

<b>Engineering:</b>	\$50.0
<b>Construction:</b>	\$500.0
<b>Financing:</b>	\$0.0
<b>Misc:</b>	\$0.0
<b>Total Cost:</b>	\$550.0

Revenue Source	Revenue	(In 000's)										Fund	Amount	Year	
OTHER	Developer (unfunded)													\$550.0	2020
Prior Yrs	\$0.0	2015	\$0.0	2016	\$0.0	2017	\$0.0	2018	\$0.0	2019	\$0.0	2020	\$550.0	<b>Total Revenue:</b>	<b>\$550.0</b>

## CIP Project Description

## City of Mount Vernon CIP 2015 - 2020

In Prior Plan and In Progress      **CIP Plan#** T-06-10    **Department** Transportation    **Quadrant#** 1    **Status:** Funded    **Date:** 06/17/2005  
 In Prior Plan and Appropriated      **Project Name:**  
 In Prior Plan but Not Appropriated      COLLEGE WAY SR 538 @ I-5 LANE CAPACITY IMPROVEMENTS  
 New Project      **Location:**  
 Consistent with Comprehensive Plan      The road segment of College Way beneath I-5

**Project Description/Scope:**

Add lanes beneath the I-5 overpass at College Way. Construct an additional westbound travel lane and an additional east-bound travel lane. Rechannelize the existing roadway beneath I-5 to add left turn capacity.

**Project Justification:**

The interchange of I-5 and College Way is operating below the City's minimum level of service standard. The additional lanes will improve vehicle capacity at the interchange.

**Project Benefits:**

More vehicle capacity at the interchange.

**Environmental Impacts:**

Not Significant.

**Linkage to Other Projects:**

<b>Engineering:</b>	\$750.0
<b>Construction:</b>	\$5,000.0
<b>Financing:</b>	\$0.0
<b>Misc:</b>	\$0.0
<b>Total Cost:</b>	\$5,750.0

Revenue Source	Revenue	(In 000's)										Fund	Amount	Year	
CITY	REET II												314	\$212.0	2015
CITY	REET II												314	\$212.0	2016
CITY	Unfunded													\$5,326.0	2018
Prior Yrs	\$0.0	2015	\$212.0	2016	\$212.0	2017	\$0.0	2018	\$5,326.0	2019	\$0.0	2020	\$0.0	<b>Total Revenue:</b>	<b>\$5,750.0</b>

## CIP Project Description

## City of Mount Vernon CIP 2015 - 2020

In Prior Plan and In Progress      **CIP Plan#** T-06-11    **Department** Transportation    **Quadrant#** 4    **Status:** Unfunded    **Date:** 06/17/2005  
 In Prior Plan and Appropriated      **Project Name:**  
 In Prior Plan but Not Appropriated    I-5/SR 536 INTERCHANGE NEW FRONTAGE ROAD ACCESS TO I-5  
 New Project      **Location:**  
 Consistent with Comprehensive Plan    South and west of the existing I-5 Interchange at Kincaid Street

**Project Description/Scope:**

Construct a new frontage road to I-5, extending south from the Kincaid southbound on-ramp to Section Street. Construct a new soundbound on ramp at Section Street and I-5. Construct a new park-n-ride facility at the on-ramp.

**Project Justification:**

Improve access to the commercially zoned area west of I-5 and south of Kincaid. Provide a large park-n-ride facility adjacent to I-5 to promote ride sharing.

**Project Benefits:**

Improved access will promote redevelopment of large commercial property, increase the usage of the underutilized at-grade BNSF rail crossing at Section Street, reduce traffic on Kincaid Street and provide a larger park-n-ride facility with immediate access to I-5.

**Enviromental Impacts:**

To be determined

**Linkage to Other Projects:**

<b>Engineering:</b>	\$900.0
<b>Construction:</b>	\$15,000.0
<b>Financing:</b>	\$4,100.0
<b>Misc:</b>	\$0.0
<b>Total Cost:</b>	\$20,000.0

Revenue Source	Revenue	(In 000's)										Fund	Amount	Year	
CITY	Unfunded													\$5,000.0	2020
CITY	WSDOT (unfunded)													\$15,000.0	2020
Prior Yrs	\$0.0	2015	\$0.0	2016	\$0.0	2017	\$0.0	2018	\$0.0	2019	\$0.0	2020	\$20,000.0	<b>Total Revenue:</b>	<b>\$20,000.0</b>

# CIP Project Description

# City of Mount Vernon CIP 2015 - 2020

In Prior Plan and In Progress      **CIP Plan#** T-07-02    **Department** Transportation    **Quadrant#** ,2,3, **Status:** Funded    **Date:** 04/28/2006  
 In Prior Plan and Appropriated      **Project Name:**  
 In Prior Plan but Not Appropriated      SIGNAL MAINTENANCE PROGRAM  
 New Project      **Location:**  
 Consistent with Comprehensive Plan      City Wide

**Project Description/Scope:**

Begin replacement of aging 170 type signal controllers with newer 2070 or better signal controllers starting with heavy traffic streets.

**Project Justification:**

Our current 170 type controllers are becoming obsolete and are not capable of sophisticated signal timing operation required as traffic volumes increase.

**Project Benefits:**

Replacement of obsolete signal equipment and improve traffic flow at signalized intersections

**Enviromental Impacts:**

Not Significant.

**Linkage to Other Projects:**

<b>Engineering:</b>	\$0.0
<b>Construction:</b>	\$150.0
<b>Financing:</b>	\$0.0
<b>Misc:</b>	\$0.0
<b>Total Cost:</b>	\$150.0

Revenue Source	Revenue	(In 000's)										Fund	Amount	Year	
CITY	Street Fund											101	\$15.0	2015	
CITY	REET II											314	\$10.0	2015	
CITY	Street Fund											101	\$15.0	2016	
CITY	REET II											314	\$10.0	2016	
CITY	Street Fund											101	\$15.0	2017	
CITY	REET II											314	\$10.0	2017	
CITY	Street Fund											101	\$15.0	2018	
CITY	REET II											314	\$10.0	2018	
CITY	Street Fund											101	\$15.0	2019	
CITY	REET II											314	\$10.0	2019	
CITY	Street Fund											101	\$15.0	2020	
CITY	REET II											314	\$10.0	2020	
Prior Yrs	\$0.0	2015	\$25.0	2016	\$25.0	2017	\$25.0	2018	\$25.0	2019	\$25.0	2020	\$25.0	<b>Total Revenue:</b>	<b>\$150.0</b>



## CIP Project Description

## City of Mount Vernon CIP 2015 - 2020

In Prior Plan and In Progress      **CIP Plan#** T-07-03    **Department** Transportation    **Quadrant#** 4    **Status:** Unfunded    **Date:** 04/28/2006  
 In Prior Plan and Appropriated      **Project Name:**  
 In Prior Plan but Not Appropriated      COLD STORAGE TRUCK ROUTE IMPROVEMENT PROJECT  
 New Project      **Location:**  
 Consistent with Comprehensive Plan      Milwaukee between Main Street and Cleveland Street

**Project Description/Scope:**

Raise the road grade, match adjacent driveways, improve corner radius to reduce steepness of Milwaukee between Main and Cleveland.

**Project Justification:**

Residences on Virginia Street have requested the City stop trucks from traveling on Virginia Street.

**Project Benefits:**

Improve truck access on Milwaukee street, eliminate truck travel through residential areas.

**Environmental Impacts:**

Not Significant.

**Linkage to Other Projects:**

<b>Engineering:</b>	\$0.0
<b>Construction:</b>	\$50.0
<b>Financing:</b>	\$0.0
<b>Misc:</b>	\$0.0
<b>Total Cost:</b>	\$50.0

Revenue Source	Revenue	(In 000's)											Fund	Amount	Year	
CITY	Unfunded														\$50.0	2020
Prior Yrs	\$0.0	2015	\$0.0	2016	\$0.0	2017	\$0.0	2018	\$0.0	2019	\$0.0	2020	\$50.0	<b>Total Revenue:</b>	<b>\$50.0</b>	

## CIP Project Description

## City of Mount Vernon CIP 2015 - 2020

In Prior Plan and In Progress      **CIP Plan#** T-07-04    **Department** Transportation    **Quadrant#** 2    **Status:** Unfunded    **Date:** 04/28/2006  
 In Prior Plan and Appropriated      **Project Name:**  
 In Prior Plan but Not Appropriated      COLLEGE WAY/30TH INTERSECTION IMPROVEMENT  
 New Project      **Location:**  
 Consistent with Comprehensive Plan      College Way and 30th Street Intersection

**Project Description/Scope:**

Intersection improvements may include traffic signal, roundabout, and or turn lanes.

**Project Justification:**

Improvements to intersection to accomodate increased traffic volumes at the intersection and reduce accidents.

**Project Benefits:**

Reduce traffic delays on 30th street to maintain Level of Service concurrency standard. Increase safety.

**Enviromental Impacts:**

Not Significant.

**Linkage to Other Projects:**

<b>Engineering:</b>	\$50.0
<b>Construction:</b>	\$250.0
<b>Financing:</b>	\$0.0
<b>Misc:</b>	\$0.0
<b>Total Cost:</b>	\$300.0

Revenue Source	Revenue	(In 000's)										Fund	Amount	Year	
CITY	Developer (unfunded)													\$300.0	2020
Prior Yrs	\$0.0	2015	\$0.0	2016	\$0.0	2017	\$0.0	2018	\$0.0	2019	\$0.0	2020	\$300.0	<b>Total Revenue:</b>	<b>\$300.0</b>

## CIP Project Description

## City of Mount Vernon CIP 2015 - 2020

In Prior Plan and In Progress      **CIP Plan#** T-07-05    **Department** Transportation    **Quadrant#** 2    **Status:** Unfunded    **Date:** 04/28/2006  
 In Prior Plan and Appropriated      **Project Name:**  
 In Prior Plan but Not Appropriated      DIVISION/WAUGH INTERSECTION IMPROVEMENTS  
 New Project      **Location:**  
 Consistent with Comprehensive Plan      Division Street and Waugh Road intersection

**Project Description/Scope:**

Intersection improvements may include traffic signal, roundabout, and or turn lanes.

**Project Justification:**

Improvements to intersection to accomodate increased traffic volumes at the intersection.

**Project Benefits:**

Reduce traffic delays to maintain Level of Service concurrency standard.

**Enviromental Impacts:**

Not Significant.

**Linkage to Other Projects:**

<b>Engineering:</b>	\$50.0
<b>Construction:</b>	\$250.0
<b>Financing:</b>	\$0.0
<b>Misc:</b>	\$0.0
<b>Total Cost:</b>	\$300.0

Revenue Source	Revenue	(In 000's)										Fund	Amount	Year	
OTHER	Developer (unfunded)													\$300.0	2020
Prior Yrs	\$0.0	2015	\$0.0	2016	\$0.0	2017	\$0.0	2018	\$0.0	2019	\$0.0	2020	\$300.0	<b>Total Revenue:</b>	<b>\$300.0</b>

## CIP Project Description

## City of Mount Vernon CIP 2015 - 2020

In Prior Plan and In Progress      **CIP Plan#** T-07-06    **Department** Transportation    **Quadrant#** 4    **Status:** Unfunded    **Date:** 04/28/2006  
 In Prior Plan and Appropriated      **Project Name:**  
 In Prior Plan but Not Appropriated      18TH/BLACKBURN INTERSECTION IMPROVEMENTS  
 New Project      **Location:**  
 Consistent with Comprehensive Plan      Blackburn Road and 18th Street Intersection

**Project Description/Scope:**

Intersection improvements may include traffic signal, roundabout, and or turn lanes.

**Project Justification:**

Improvements to intersection to accomodate increased traffic volumes at the intersection.

**Project Benefits:**

Reduce traffic delays to maintain Level of Service concurrency standard.

**Enviromental Impacts:**

Not Significant.

**Linkage to Other Projects:**

<b>Engineering:</b>	\$50.0
<b>Construction:</b>	\$250.0
<b>Financing:</b>	\$0.0
<b>Misc:</b>	\$0.0
<b>Total Cost:</b>	\$300.0

Revenue Source	Revenue	(In 000's)										Fund	Amount	Year	
OTHER	Developer (unfunded)													\$300.0	2020
Prior Yrs	\$0.0	2015	\$0.0	2016	\$0.0	2017	\$0.0	2018	\$0.0	2019	\$0.0	2020	\$300.0	<b>Total Revenue:</b>	<b>\$300.0</b>

## CIP Project Description

## City of Mount Vernon CIP 2015 - 2020

In Prior Plan and In Progress      **CIP Plan#** T-07-07    **Department** Transportation    **Quadrant#** 3    **Status:** Funded    **Date:** 05/09/2006  
 In Prior Plan and Appropriated      **Project Name:**  
 In Prior Plan but Not Appropriated      LAVENTURE/SECTION INTERSECTION IMPROVEMENTS  
 New Project      **Location:**  
 Consistent with Comprehensive Plan      Laventure Road and Section Street Intersection

**Project Description/Scope:**

Intersection improvements may include traffic signal, roundabout, and or turn lanes.

**Project Justification:**

Improvements to intersection to accomodate increased traffic volumes, and/or increased accidents at the intersection.

**Project Benefits:**

Reduce traffic delays to maintain Level of Service concurrency standard, and reduce traffic accidents at the intersection.

**Enviromental Impacts:**

Not Significant.

**Linkage to Other Projects:**

<b>Engineering:</b>	\$50.0
<b>Construction:</b>	\$289.0
<b>Financing:</b>	\$0.0
<b>Misc:</b>	\$0.0
<b>Total Cost:</b>	<u>\$339.0</u>

Revenue Source	Revenue										Fund	Amount	Year		
	(In 000's)														
GRANT	SRTS - WA Safe Routes to Schools											\$50.0	2015		
GRANT	SRST - WA Safe Routes to Schools											\$289.0	2018		
Prior Yrs	\$0.0	2015	\$50.0	2016	\$0.0	2017	\$0.0	2018	\$289.0	2019	\$0.0	2020	\$0.0	<b>Total Revenue:</b>	<b>\$339.0</b>

## CIP Project Description

## City of Mount Vernon CIP 2015 - 2020

In Prior Plan and In Progress      **CIP Plan#** T-08-01    **Department** Transportation    **Quadrant#** 1-4    **Status:** Funded    **Date:** 06/05/2007  
 In Prior Plan and Appropriated      **Project Name:**  
 In Prior Plan but Not Appropriated      SIDEWALK GAP PROGRAM  
 New Project      **Location:**  
 Consistent with Comprehensive Plan      Various locations city wide.

**Project Description/Scope:**

Construct new sidewalks that fill in critical gaps at various locations city wide. Program intended to augment, not replace, the City's existing Sidewalk Replacement Program and ADA Ramp Replacement Program.

**Project Justification:**

Project locations would be selected based on need to improve the following: safe routes to schools, high pedestrian vehicle conflict locations, connection to parks and other high pedestrian generators.

**Project Benefits:**

Improve sidewalk continuity, improve pedestrian safety, encourage alternative modes of transportation.

**Environmental Impacts:**

To be determined.

**Linkage to Other Projects:**

<b>Engineering:</b>	\$5.0
<b>Construction:</b>	\$45.0
<b>Financing:</b>	\$0.0
<b>Misc:</b>	\$0.0
<b>Total Cost:</b>	\$50.0

Revenue Source	Revenue	(In 000's)										Fund	Amount	Year	
CITY	REET I												304	\$50.0	2020
Prior Yrs	\$0.0	2015	\$0.0	2016	\$0.0	2017	\$0.0	2018	\$0.0	2019	\$0.0	2020	\$50.0	<b>Total Revenue:</b>	<b>\$50.0</b>

## CIP Project Description

## City of Mount Vernon CIP 2015 - 2020

In Prior Plan and In Progress      **CIP Plan#** T-09-01    **Department** Transportation    **Quadrant#** 1,4    **Status:** Unfunded    **Date:** 06/09/2008  
 In Prior Plan and Appropriated      **Project Name:**  
 In Prior Plan but Not Appropriated      FIRST STREET & DIVISION STREET INTERSECTION REALIGNMENT  
 New Project      **Location:**  
 Consistent with Comprehensive Plan      First Street & Division Street Intersection

**Project Description/Scope:**

Intersection improvements may include traffic signal, roundabout, and or turn lanes.

**Project Justification:**

Improvements to intersection to accommodate increased traffic volumes at the intersection, reduce accidents, provide economic stimulus to downtown, and pedestrian access to downtown.

**Project Benefits:**

Reduce traffic delays, maintain level of service concurrency standard, and increase safety.

**Enviromental Impacts:**

Not Significant.

**Linkage to Other Projects:**

<b>Engineering:</b>	\$500.0
<b>Construction:</b>	\$2,500.0
<b>Financing:</b>	\$0.0
<b>Misc:</b>	\$0.0
<b>Total Cost:</b>	\$3,000.0

Revenue Source	Revenue	(In 000's)											Fund	Amount	Year	
CITY	Unfunded														\$3,000.0	2020
Prior Yrs	\$0.0	2015	\$0.0	2016	\$0.0	2017	\$0.0	2018	\$0.0	2019	\$0.0	2020	\$3,000.0	<b>Total Revenue:</b>	<b>\$3,000.0</b>	

**CIP Project Description**

**City of Mount Vernon CIP 2015 - 2020**

In Prior Plan and In Progress      **CIP Plan#** T-13-01    **Department** Transportation    **Quadrant#** 4    **Status:** Unfunded    **Date:** 05/01/2012  
 In Prior Plan and Appropriated      **Project Name:**  
 In Prior Plan but Not Appropriated    LAVENTURE/BLACKBURN INTERSECTION IMPROVEMENTS  
 New Project      **Location:**  
 Consistent with Comprehensive Plan    LaVenture Road and Blackburn Road Intersection

**Project Description/Scope:**

Intersection improvements may include traffic signal, roundabout, and/or turn lanes

**Project Justification:**

Improvements to intersection to accommodate increased traffic volumes at the intersection

**Project Benefits:**

Reduce traffic delays to maintain Level of Service concurrency standard

**Enviromental Impacts:**

Not Significant.

**Linkage to Other Projects:**

<b>Engineering:</b>	\$50.0
<b>Construction:</b>	\$250.0
<b>Financing:</b>	\$0.0
<b>Misc:</b>	\$0.0
<b>Total Cost:</b>	\$300.0

Revenue Source	Revenue	(In 000's)										Fund	Amount	Year	
CITY	Unfunded													\$300.0	2020
Prior Yrs	\$0.0	2015	\$0.0	2016	\$0.0	2017	\$0.0	2018	\$0.0	2019	\$0.0	2020	\$300.0	<b>Total Revenue:</b>	<b>\$300.0</b>



## CIP Project Description

## City of Mount Vernon CIP 2015 - 2020

In Prior Plan and In Progress      **CIP Plan#** T-13-02    **Department** Transportation    **Quadrant#** 4    **Status:** Unfunded    **Date:** 05/01/2012  
 In Prior Plan and Appropriated      **Project Name:**  
 In Prior Plan but Not Appropriated    CEDARDALE/ANDERSON INTERSECTION IMPROVEMENTS  
 New Project      **Location:**  
 Consistent with Comprehensive Plan    Cedardale Road and Anderson Road Intersection

**Project Description/Scope:**

Intersection improvements may include traffic signal, roundabout, and/or turn lanes

**Project Justification:**

Improvements to intersection to accommodate increased traffic volumes, and/or increased accidents at the intersection

**Project Benefits:**

Reduce traffic delays to maintain Level of Service concurrency standard, and reduce traffic accidents at the intersection

**Enviromental Impacts:**

Not Significant.

**Linkage to Other Projects:**

<b>Engineering:</b>	\$50.0
<b>Construction:</b>	\$250.0
<b>Financing:</b>	\$0.0
<b>Misc:</b>	\$0.0
<b>Total Cost:</b>	\$300.0

Revenue Source	Revenue	(In 000's)										Fund	Amount	Year	
CITY	Unfunded													\$300.0	2020
Prior Yrs	\$0.0	2015	\$0.0	2016	\$0.0	2017	\$0.0	2018	\$0.0	2019	\$0.0	2020	\$300.0	<b>Total Revenue:</b>	<b>\$300.0</b>

## CIP Project Description

## City of Mount Vernon CIP 2015 - 2020

In Prior Plan and In Progress      **CIP Plan#** T-15-01    **Department** Transportation    **Quadrant#** y-W    **Status:** Funded    **Date:** 05/15/2014  
 In Prior Plan and Appropriated      **Project Name:**  
 In Prior Plan but Not Appropriated    LED STREET LIGHT INSTALLATION PROJECT  
 New Project      **Location:**  
 Consistent with Comprehensive Plan    City-Wide

**Project Description/Scope:**

Puget Sound Energy to change out all 1389 existing PSE -owned and maintained HPS cobraheads to LED cobraheads that are paid for by the city under PSE Tariff Schedule 53.

**Project Justification:**

Street lighting improvements that will bennefit both the light quality and reduce the energy consumption.

**Project Benefits:**

Reduced energy consumption and maintenance costs. Projected monthly city savings at current PSE Tariff Schedule 53 rates would be \$5,150.

**Enviromental Impacts:**

Not Significant.

**Linkage to Other Projects:**

<b>Engineering:</b>	\$0.0
<b>Construction:</b>	\$385.0
<b>Financing:</b>	\$0.0
<b>Misc:</b>	\$0.0
<b>Total Cost:</b>	<u>\$385.0</u>

Revenue Source	Revenue	(In 000's)										Fund	Amount	Year	
CITY	Street Fund												101	\$296.0	2015
CITY	PSE Grant													\$89.0	2015
Prior Yrs	\$0.0	2015	\$385.0	2016	\$0.0	2017	\$0.0	2018	\$0.0	2019	\$0.0	2020	\$0.0	<b>Total Revenue:</b>	<b>\$385.0</b>

# **Wastewater**

**City of Mount Vernon CIP 2015 - 2020**  
**Capital Improvement Plan**

**Project Totals**

16-Jun-14

<b>CIP Plan Number</b>	<b>Project Name</b>	<b>WasteWater</b>	<b>Project Funding</b>	<b>Six Year Total</b>	<b>Project Totals</b>
S-99-01	WASTEWATER UTILITY LAND ACQUISITIONS		Funded	\$250.0	\$250.0
S-02-04	WASTEWATER PLANT UPGRADE		Funded	\$400.0	\$400.0
S-02-12	SEWER EXTENSIONS TO NON-SEWERED PARCELS		Funded	\$360.0	\$360.0
S-06-01	COMBINED SEWER SYSTEM IMPROVEMENTS		Funded	\$1,171.0	\$1,733.0
S-07-01	COMPREHENSIVE SEWER PLAN UPDATE		Funded	\$250.0	\$250.0
S-07-04	SEWER RESTORATION PROGRAM		Funded	\$1,500.0	\$1,800.0
S-10-01	COLLEGE WAY SANITARY PUMP STATION UPGRADE		Funded	\$150.0	\$175.0
S-10-02	HIGH EFFICIENCY BLOWER UPGRADE		Funded	\$195.0	\$195.0
S-10-03	ASPHALT SEAL COATING AND REPAIR		Funded	\$50.0	\$50.0
S-11-02	BIOSOLIDS SCREW OR ROTARY PRESS PURCHASE		Funded	\$420.0	\$420.0
S-12-01	DIGESTER MIXING		Funded	\$50.0	\$75.0
S-12-04	SUPERNATANT TANK		Funded	\$225.0	\$225.0
S-12-05	ALDER LANE GENERATOR		Funded	\$50.0	\$50.0
S-13-02	BIOFILTER BED MEDIA REPLACEMENT		Funded	\$150.0	\$150.0
S-14-01	SEWER COLLECTION SYSTEM EXPANSION		Unfunded	\$60.0	\$60.0
			<b>Total Project Costs:</b>	<b>\$5,281.0</b>	<b>\$6,193.0</b>

**City of Mount Vernon CIP 2015 - 2020  
Capital Improvement Plan**

**Project Totals**

16-Jun-14

CIP Plan Number	Project Name	WasteWater	Project Funding	Six Year Total	Project Totals
-----------------	--------------	------------	-----------------	----------------	----------------

**Project Funding By Source**

(\$ in 000's)

Revenue Sources	Total Capital Costs:	Previous:	2015	2016	2017	2018	2019	2020	Six Year Total	Project Total
<b>CITY REVENUE SOURCE TOTAL:</b>		\$912.0	\$1,305.0	\$1,631.0	\$1,505.0	\$360.0	\$360.0	\$60.0	\$5,221.0	\$6,133.0
411 Sewer Facilities Expansion Fund		\$0.0	\$0.0	\$50.0	\$0.0	\$0.0	\$0.0	\$0.0	\$50.0	\$50.0
412 Sewer Capital Reserve		\$912.0	\$1,305.0	\$1,581.0	\$585.0	\$360.0	\$360.0	\$60.0	\$4,251.0	\$5,163.0
412 Sewer Reserve Fund		\$0.0	\$0.0	\$0.0	\$420.0	\$0.0	\$0.0	\$0.0	\$420.0	\$420.0
Unfunded		\$0.0	\$0.0	\$0.0	\$500.0	\$0.0	\$0.0	\$0.0	\$500.0	\$500.0
<b>OTHER REVENUE SOURCE TOTAL:</b>		\$0.0	\$0.0	\$0.0	\$0.0	\$0.0	\$60.0	\$0.0	\$60.0	\$60.0
Developer		\$0.0	\$0.0	\$0.0	\$0.0	\$0.0	\$60.0	\$0.0	\$60.0	\$60.0
<b>Grand Total:</b>		\$912.0	\$1,305.0	\$1,631.0	\$1,505.0	\$360.0	\$420.0	\$60.0	\$5,281.0	\$6,193.0



**2015 -2020 CAPITAL  
IMPROVEMENTS PLAN  
WASTEWATER PROJECTS**

**QUADRANT 1**

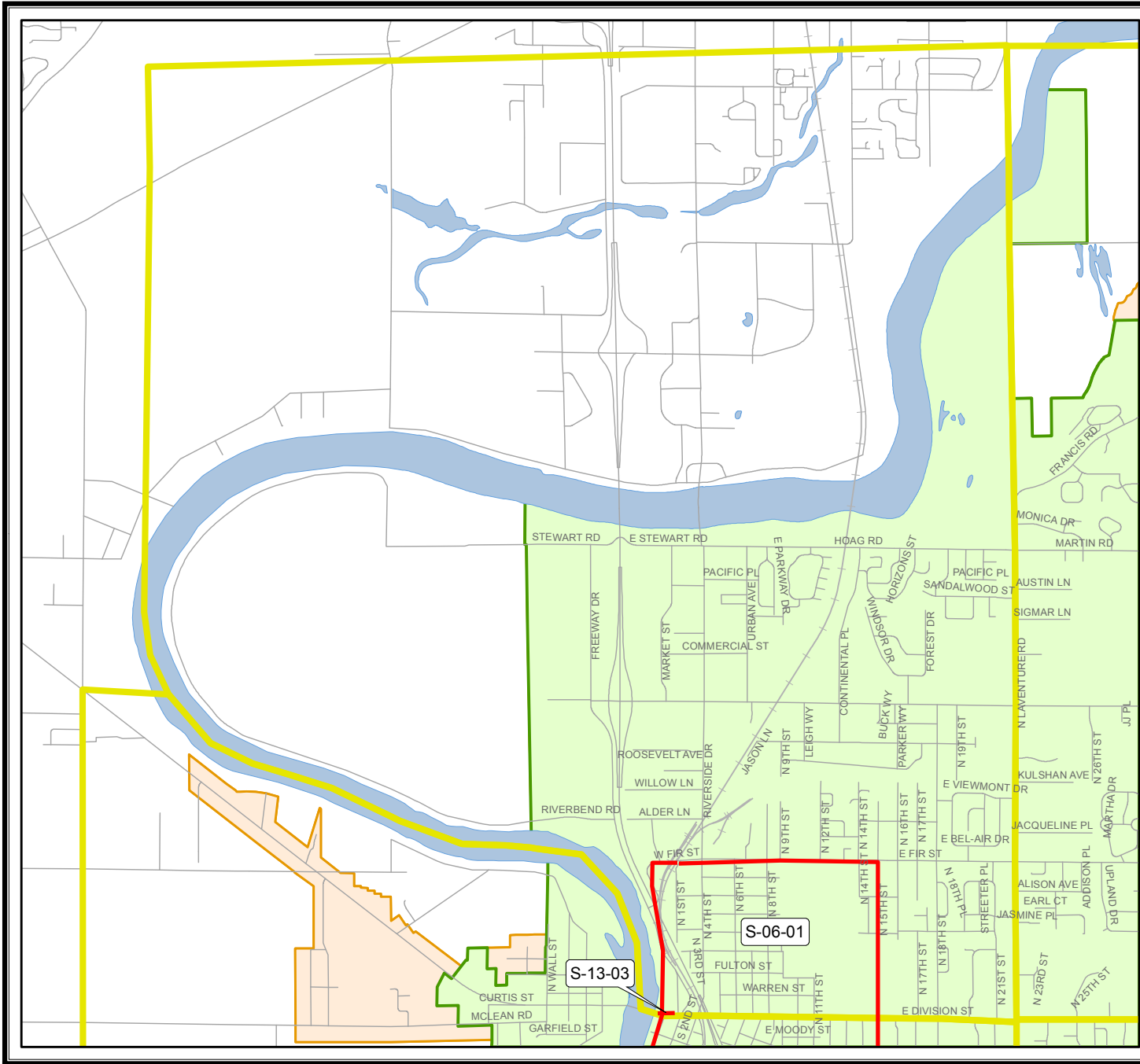
**LEGEND**

-  Planned Wastewater Projects
-  CIP Quadrant
-  City Limits
-  Urban Growth Area



NOT TO SCALE

July 2014





**2015 -2020 CAPITAL IMPROVEMENTS PLAN  
WASTEWATER PROJECTS**

**QUADRANT 2**

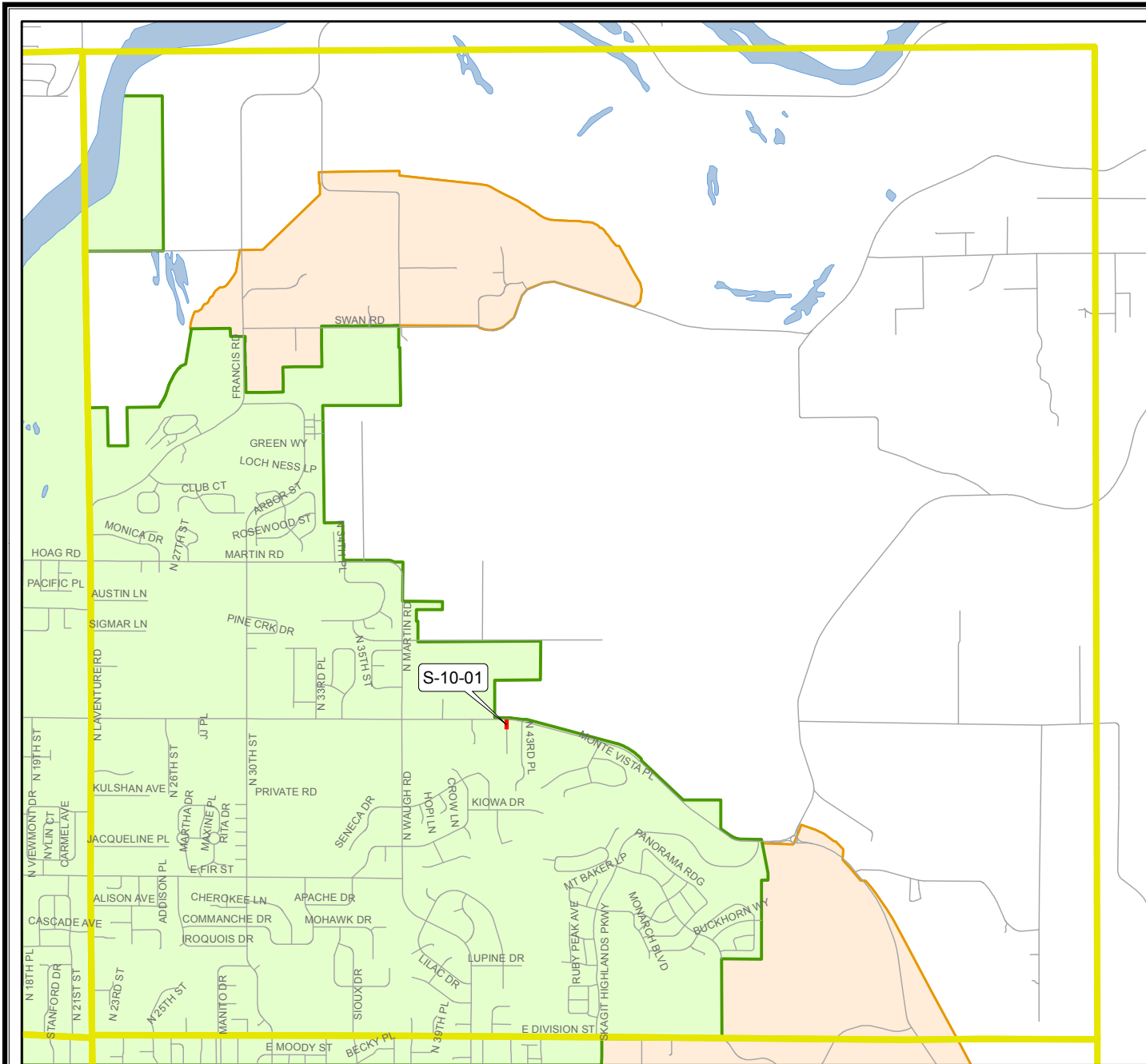
**LEGEND**

-  Planned Wastewater Projects
-  CIP Quadrant
-  City Limits
-  Urban Growth Area



NOT TO SCALE

July 2014





**2015 -2020 CAPITAL IMPROVEMENTS PLAN WASTEWATER PROJECTS**

**QUADRANT 3**

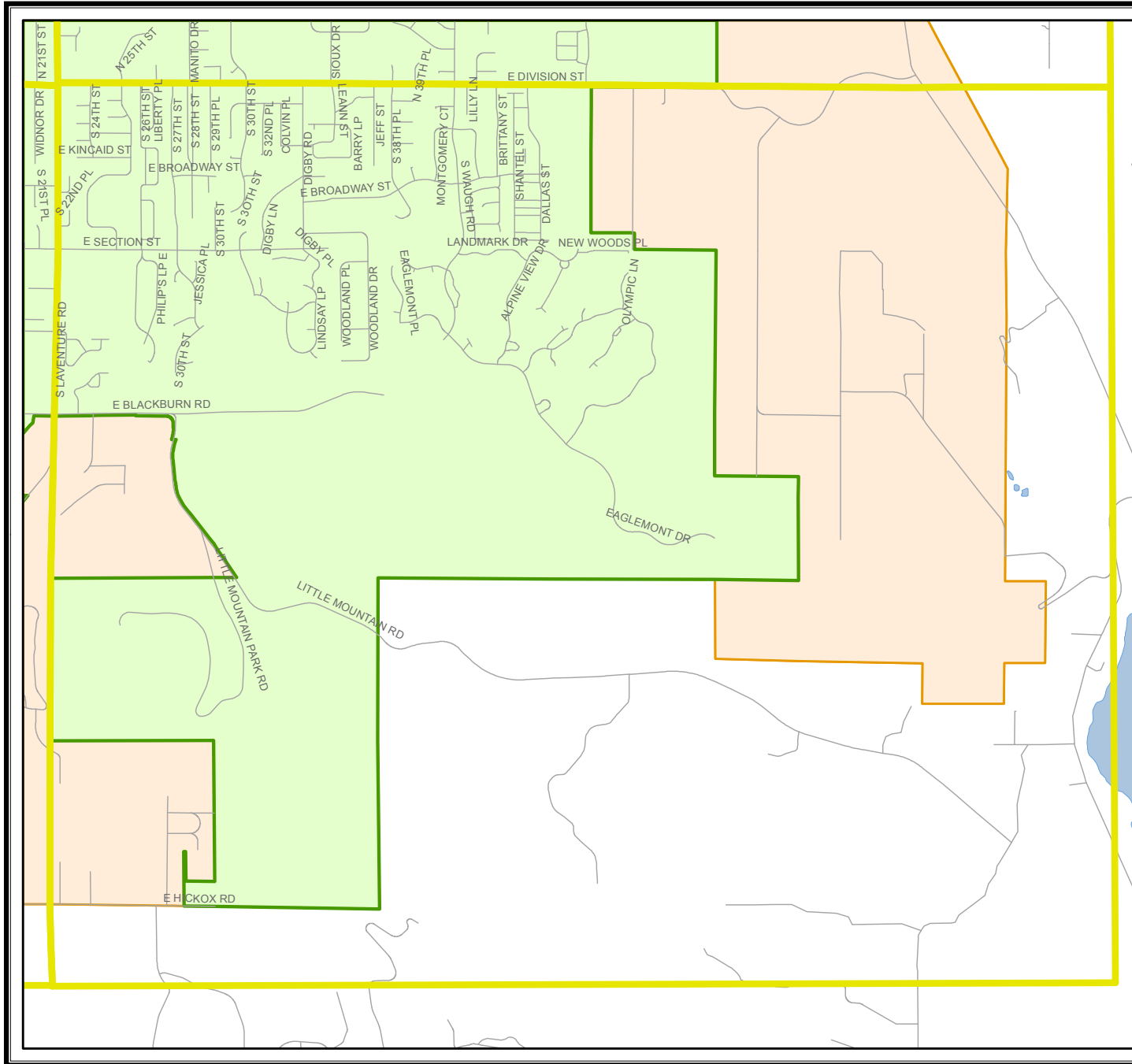
**LEGEND**

-  Planned Wastewater Projects
-  CIP Quadrant
-  City Limits
-  Urban Growth Area



NOT TO SCALE

July 2014







## 2015 -2020 CAPITAL IMPROVEMENTS PLAN WASTEWATER PROJECTS

### QUADRANT 4

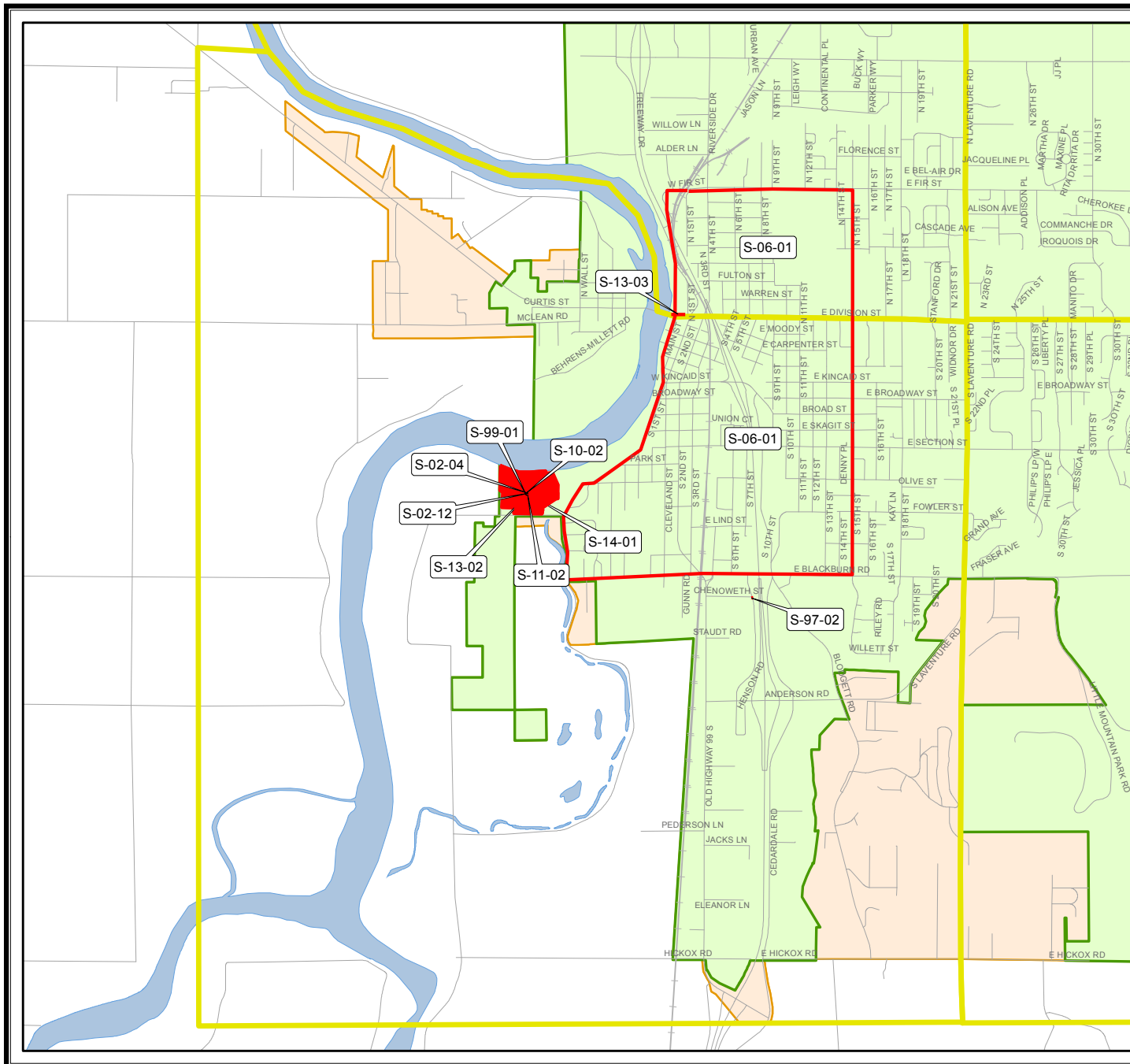
#### LEGEND

-  Planned Wastewater Projects
-  CIP Quadrant
-  City Limits
-  Urban Growth Area



NOT TO SCALE

July 2014



**City of Mount Vernon CIP 2015 - 2020**  
**Capital Improvement Plan**  
**Funding Sources By Department**

**WasteWater - Funded**

		(\$ in 000's)									
Revenue Sources	Total Capital Costs:	Previous:	2015	2016	2017	2018	2019	2020	Six Year Total	Project Total	
<b>S-99-01</b>	WASTEWATER UTILITY LAND ACQUISITIONS	\$0.0	\$0.0	\$250.0	\$0.0	\$0.0	\$0.0	\$0.0	\$250.0	\$250.0	
412 Sewer Capital Reserve		\$0.0	\$0.0	\$250.0	\$0.0	\$0.0	\$0.0	\$0.0	\$250.0	\$250.0	
		(\$ in 000's)									
Revenue Sources	Total Capital Costs:	Previous:	2015	2016	2017	2018	2019	2020	Six Year Total	Project Total	
<b>S-02-04</b>	WASTEWATER PLANT UPGRADE	\$0.0	\$400.0	\$0.0	\$0.0	\$0.0	\$0.0	\$0.0	\$400.0	\$400.0	
412 Sewer Capital Reserve		\$0.0	\$400.0	\$0.0	\$0.0	\$0.0	\$0.0	\$0.0	\$400.0	\$400.0	
		(\$ in 000's)									
Revenue Sources	Total Capital Costs:	Previous:	2015	2016	2017	2018	2019	2020	Six Year Total	Project Total	
<b>S-02-12</b>	SEWER EXTENSIONS TO NON-SEWERED PARCELS	\$0.0	\$60.0	\$60.0	\$60.0	\$60.0	\$60.0	\$60.0	\$360.0	\$360.0	
412 Sewer Capital Reserve		\$0.0	\$60.0	\$60.0	\$60.0	\$60.0	\$60.0	\$60.0	\$360.0	\$360.0	
		(\$ in 000's)									
Revenue Sources	Total Capital Costs:	Previous:	2015	2016	2017	2018	2019	2020	Six Year Total	Project Total	
<b>S-06-01</b>	COMBINED SEWER SYSTEM IMPROVEMENTS	\$562.0	\$0.0	\$671.0	\$500.0	\$0.0	\$0.0	\$0.0	\$1,171.0	\$1,733.0	
412 Sewer Capital Reserve		\$562.0	\$0.0	\$671.0	\$0.0	\$0.0	\$0.0	\$0.0	\$671.0	\$1,233.0	
Unfunded		\$0.0	\$0.0	\$0.0	\$500.0	\$0.0	\$0.0	\$0.0	\$500.0	\$500.0	
		(\$ in 000's)									
Revenue Sources	Total Capital Costs:	Previous:	2015	2016	2017	2018	2019	2020	Six Year Total	Project Total	
<b>S-07-01</b>	COMPREHENSIVE SEWER PLAN UPDATE	\$0.0	\$250.0	\$0.0	\$0.0	\$0.0	\$0.0	\$0.0	\$250.0	\$250.0	
412 Sewer Capital Reserve		\$0.0	\$250.0	\$0.0	\$0.0	\$0.0	\$0.0	\$0.0	\$250.0	\$250.0	

**City of Mount Vernon CIP 2015 - 2020**  
**Capital Improvement Plan**  
**Funding Sources By Department**

**WasteWater - Funded**

		(\$ in 000's)								Six Year Total	Project Total
Revenue Sources	Total Capital Costs:	Previous:	2015	2016	2017	2018	2019	2020			
<b>S-07-04</b>	SEWER RESTORATION PROGRAM	<b>\$300.0</b>	<b>\$300.0</b>	<b>\$300.0</b>	<b>\$300.0</b>	<b>\$300.0</b>	<b>\$300.0</b>	<b>\$300.0</b>	<b>\$0.0</b>	<b>\$1,500.0</b>	<b>\$1,800.0</b>
	412 Sewer Capital Reserve	\$300.0	\$300.0	\$300.0	\$300.0	\$300.0	\$300.0	\$300.0	\$0.0	\$1,500.0	\$1,800.0
		(\$ in 000's)								Six Year Total	Project Total
Revenue Sources	Total Capital Costs:	Previous:	2015	2016	2017	2018	2019	2020			
<b>S-10-01</b>	COLLEGE WAY SANITARY PUMP STATION UPGRADE	<b>\$25.0</b>	<b>\$0.0</b>	<b>\$150.0</b>	<b>\$0.0</b>	<b>\$0.0</b>	<b>\$0.0</b>	<b>\$0.0</b>	<b>\$0.0</b>	<b>\$150.0</b>	<b>\$175.0</b>
	412 Sewer Capital Reserve	\$25.0	\$0.0	\$150.0	\$0.0	\$0.0	\$0.0	\$0.0	\$0.0	\$150.0	\$175.0
		(\$ in 000's)								Six Year Total	Project Total
Revenue Sources	Total Capital Costs:	Previous:	2015	2016	2017	2018	2019	2020			
<b>S-10-02</b>	HIGH EFFICIENCY BLOWER UPGRADE	<b>\$0.0</b>	<b>\$195.0</b>	<b>\$0.0</b>	<b>\$0.0</b>	<b>\$0.0</b>	<b>\$0.0</b>	<b>\$0.0</b>	<b>\$0.0</b>	<b>\$195.0</b>	<b>\$195.0</b>
	412 Sewer Capital Reserve	\$0.0	\$195.0	\$0.0	\$0.0	\$0.0	\$0.0	\$0.0	\$0.0	\$195.0	\$195.0
		(\$ in 000's)								Six Year Total	Project Total
Revenue Sources	Total Capital Costs:	Previous:	2015	2016	2017	2018	2019	2020			
<b>S-10-03</b>	ASPHALT SEAL COATING AND REPAIR	<b>\$0.0</b>	<b>\$50.0</b>	<b>\$0.0</b>	<b>\$0.0</b>	<b>\$0.0</b>	<b>\$0.0</b>	<b>\$0.0</b>	<b>\$0.0</b>	<b>\$50.0</b>	<b>\$50.0</b>
	412 Sewer Capital Reserve	\$0.0	\$50.0	\$0.0	\$0.0	\$0.0	\$0.0	\$0.0	\$0.0	\$50.0	\$50.0
		(\$ in 000's)								Six Year Total	Project Total
Revenue Sources	Total Capital Costs:	Previous:	2015	2016	2017	2018	2019	2020			
<b>S-11-02</b>	BIOSOLIDS SCREW OR ROTARY PRESS PURCHASE	<b>\$0.0</b>	<b>\$0.0</b>	<b>\$0.0</b>	<b>\$420.0</b>	<b>\$0.0</b>	<b>\$0.0</b>	<b>\$0.0</b>	<b>\$0.0</b>	<b>\$420.0</b>	<b>\$420.0</b>
	412 Sewer Reserve Fund	\$0.0	\$0.0	\$0.0	\$420.0	\$0.0	\$0.0	\$0.0	\$0.0	\$420.0	\$420.0

**City of Mount Vernon CIP 2015 - 2020**  
**Capital Improvement Plan**  
**Funding Sources By Department**

**WasteWater - Funded**

		(\$ in 000's)							Six Year Total	Project Total
Revenue Sources	Total Capital Costs: Previous:	2015	2016	2017	2018	2019	2020			
<b>S-12-01</b>	DIGESTER MIXING	\$25.0	\$50.0	\$0.0	\$0.0	\$0.0	\$0.0	\$0.0	\$50.0	\$75.0
	412 Sewer Capital Reserve	\$25.0	\$50.0	\$0.0	\$0.0	\$0.0	\$0.0	\$0.0	\$50.0	\$75.0
		(\$ in 000's)							Six Year Total	Project Total
Revenue Sources	Total Capital Costs: Previous:	2015	2016	2017	2018	2019	2020			
<b>S-12-04</b>	SUPERNATANT TANK	\$0.0	\$0.0	\$0.0	\$225.0	\$0.0	\$0.0	\$0.0	\$225.0	\$225.0
	412 Sewer Capital Reserve	\$0.0	\$0.0	\$0.0	\$225.0	\$0.0	\$0.0	\$0.0	\$225.0	\$225.0
		(\$ in 000's)							Six Year Total	Project Total
Revenue Sources	Total Capital Costs: Previous:	2015	2016	2017	2018	2019	2020			
<b>S-12-05</b>	ALDER LANE GENERATOR	\$0.0	\$0.0	\$50.0	\$0.0	\$0.0	\$0.0	\$0.0	\$50.0	\$50.0
	411 Sewer Facilities Expansion Fund	\$0.0	\$0.0	\$50.0	\$0.0	\$0.0	\$0.0	\$0.0	\$50.0	\$50.0
		(\$ in 000's)							Six Year Total	Project Total
Revenue Sources	Total Capital Costs: Previous:	2015	2016	2017	2018	2019	2020			
<b>S-13-02</b>	BIOFILTER BED MEDIA REPLACEMENT	\$0.0	\$0.0	\$150.0	\$0.0	\$0.0	\$0.0	\$0.0	\$150.0	\$150.0
		\$0.0	\$0.0	\$0.0	\$0.0	\$0.0	\$0.0	\$0.0	\$0.0	\$0.0
	412 Sewer Capital Reserve	\$0.0	\$0.0	\$150.0	\$0.0	\$0.0	\$0.0	\$0.0	\$150.0	\$150.0
<b>Grand Total:</b>		<b>\$912.0</b>	<b>\$1,305.0</b>	<b>\$1,631.0</b>	<b>\$1,505.0</b>	<b>\$360.0</b>	<b>\$360.0</b>	<b>\$60.0</b>	<b>\$5,221.0</b>	<b>\$6,133.0</b>

**City of Mount Vernon CIP 2015 - 2020**

**Capital Improvement Plan  
Funding Sources By Department**

**WasteWater - Unfunded**

		(\$ in 000's)									
Revenue Sources	Total Capital Costs:	Previous:	2015	2016	2017	2018	2019	2020	Six Year Total	Project Total	
<b>S-14-01</b>	SEWER COLLECTION SYSTEM EXPANSION	\$0.0	\$0.0	\$0.0	\$0.0	\$0.0	\$60.0	\$0.0	\$60.0	\$60.0	
<b>Developer</b>		\$0.0	\$0.0	\$0.0	\$0.0	\$0.0	\$60.0	\$0.0	\$60.0	\$60.0	
<b>Grand Total:</b>		\$0.0	\$0.0	\$0.0	\$0.0	\$0.0	\$60.0	\$0.0	\$60.0	\$60.0	

**CIP Project Description**

**City of Mount Vernon CIP 2015 - 2020**

In Prior Plan and In Progress      **CIP Plan#** S-99-01    **Department** WasteWater      **Quadrant#** 4    **Status:** Funded    **Date:** 06/18/1999  
 In Prior Plan and Appropriated      **Project Name:**  
 In Prior Plan but Not Appropriated      WASTEWATER UTILITY LAND ACQUISITIONS  
 New Project      **Location:**  
 Consistent with Comprehensive Plan      Wastewater Treatment Plant

**Project Description/Scope:**

Purchase properties in the vicinity of the wastewater treatment facility.

**Project Justification:**

Future plant expansion adjacent to the existing WWTP

**Project Benefits:**

Reduce future costs associated with plant expansion.

**Enviromental Impacts:**

Not Significant.

**Linkage to Other Projects:**

CFP #	Project
S-00-01	WWTP UPGRADE 2006
S-02-04	WASTEWATER PLANT UPGRADE YEAR 2013

<b>Engineering:</b>	\$0.0
<b>Construction:</b>	\$0.0
<b>Financing:</b>	\$0.0
<b>Misc:</b>	\$500.0
<b>Total Cost:</b>	\$500.0

Revenue Source	Revenue		(In 000's)										Fund	Amount	Year
CITY	Sewer Capital Reserve												412	\$250.0	2016
Prior Yrs	\$0.0	2015	\$0.0	2016	\$250.0	2017	\$0.0	2018	\$0.0	2019	\$0.0	2020	\$0.0	<b>Total Revenue:</b>	<b>\$250.0</b>

## CIP Project Description

## City of Mount Vernon CIP 2015 - 2020

In Prior Plan and In Progress      **CIP Plan#** S-02-04    **Department** WasteWater      **Quadrant#** 4    **Status:** Funded    **Date:** 05/13/2002  
 In Prior Plan and Appropriated      **Project Name:**  
 In Prior Plan but Not Appropriated      WASTEWATER PLANT UPGRADE  
 New Project      **Location:**  
 Consistent with Comprehensive Plan      Wastewater Treatment Plant

**Project Description/Scope:**

Project would include design and construction of new influent bar screen, plant valving automation, increased influent pumping capabilities, and CSO regulator gate automation. Work is based on the CSO Reduction Assessment Report by HDR Engineering.

**Project Justification:**

This project will comply with DOE Order on Consent No. DE 96WQ-N105 which requires the City to reduce Combined Sewer Overflow events to an average of one per year no later than January 1, 2015. The project is fundamental to increasing the hydraulic capacity of the WWTP consistent with growth and load projections.

**Project Benefits:**

Comply with CSO Reduction Order on Consent between MV and DOE. Remain in compliance with NPDES permit.

**Environmental Impacts:**

None Known

**Linkage to Other Projects:**

<b>Engineering:</b>	\$50.0
<b>Construction:</b>	\$350.0
<b>Financing:</b>	\$0.0
<b>Misc:</b>	\$0.0
<b>Total Cost:</b>	\$400.0

Revenue Source	Revenue		(In 000's)										Fund	Amount	Year	
CITY	Sewer Capital Reserve													412	\$400.0	2015
Prior Yrs	\$0.0	2015	\$400.0	2016	\$0.0	2017	\$0.0	2018	\$0.0	2019	\$0.0	2020	\$0.0		<b>Total Revenue:</b>	<b>\$400.0</b>

## CIP Project Description

## City of Mount Vernon CIP 2015 - 2020

In Prior Plan and In Progress      **CIP Plan#** S-02-12    **Department** WasteWater      **Quadrant#** 1-4    **Status:** Funded    **Date:** 05/13/2002  
 In Prior Plan and Appropriated      **Project Name:**  
 In Prior Plan but Not Appropriated      SEWER EXTENSIONS TO NON-SEWERED PARCELS  
 New Project      **Location:**  
 Consistent with Comprehensive Plan      City Wide

**Project Description/Scope:**

Extend sewer service to non-sewered areas that are utilizing on-site septic systems and currently don't have sewer service available.

**Project Justification:**

Reduce health risks associated with on-site septic systems.

**Project Benefits:**

Reduce citizen complaints associated with failing on-site septic systems.

**Enviromental Impacts:**

Not Significant.

**Linkage to Other Projects:**

<b>Engineering:</b>	\$0.0
<b>Construction:</b>	\$360.0
<b>Financing:</b>	\$0.0
<b>Misc:</b>	\$0.0
<b>Total Cost:</b>	\$360.0

Revenue Source	Revenue	(In 000's)										Fund	Amount	Year	
CITY	Sewer Capital Reserve												412	\$60.0	2015
CITY	Sewer Capital Reserve												412	\$60.0	2016
CITY	Sewer Capital Reserve												412	\$60.0	2017
CITY	Sewer Capital Reserve												412	\$60.0	2018
CITY	Sewer Capital Reserve												412	\$60.0	2019
CITY	Sewer Capital Reserve												412	\$60.0	2020
Prior Yrs	\$0.0	2015	\$60.0	2016	\$60.0	2017	\$60.0	2018	\$60.0	2019	\$60.0	2020	\$60.0	<b>Total Revenue:</b>	<b>\$360.0</b>



## CIP Project Description

## City of Mount Vernon CIP 2015 - 2020

In Prior Plan and In Progress      **CIP Plan#** S-06-01    **Department** WasteWater      **Quadrant#** 1    **Status:** Funded    **Date:** 05/03/2005  
 In Prior Plan and Appropriated      **Project Name:**  
 In Prior Plan but Not Appropriated      COMBINED SEWER SYSTEM IMPROVEMENTS  
 New Project      **Location:**  
 Consistent with Comprehensive Plan      This area is generally bordered by Fir Street on the North, 15th on the East, Blackburn Road on the South, and the Skagit River on the West. and consists of portions of the City developed prior to 1950.

**Project Description/Scope:**

This is a phased program for planning, repair, replacement, and improvements of the Combined Sewer system. Phase 1 is development of a comprehensive plan establishing alternatives, cost estimates, and recommendations for Combined Sewer system improvements. The 2009 cost estimate is based on sewer utility funding limitations as projected in the 2006 - 2009 Sewer Rate Review. Estimates on the total cost and phasing of work would be a product of a comprehensive engineering report.

**Project Justification:**

General goals of Phase 1 planning work include; improving flow capacity by separation of combined sanitary and storm where feasible. The City has agreed to an "Order on Consent by Ecology, No. DE 96WQ-N105" where Mount Vernon is required to meet state Combined Sewer Overflow reduction requirements no later than January 1, 2015.

**Project Benefits:**

Reduce health risks and liability associated with combined sewer overflows.

**Environmental Impacts:**

Not Significant.

**Linkage to Other Projects:**

<b>Engineering:</b>	\$200.0
<b>Construction:</b>	\$1,533.0
<b>Financing:</b>	\$0.0
<b>Misc:</b>	\$0.0
<b>Total Cost:</b>	\$1,733.0

Revenue Source	Revenue	(In 000's)										Fund	Amount	Year	
CITY	Sewer Capital Reserve												412	\$562.0	2010
CITY	Sewer Capital Reserve												412	\$671.0	2016
CITY	Unfunded													\$500.0	2017
Prior Yrs	\$562.0	2015	\$0.0	2016	\$671.0	2017	\$500.0	2018	\$0.0	2019	\$0.0	2020	\$0.0	<b>Total Revenue:</b>	<b>\$1,733.0</b>

## CIP Project Description

## City of Mount Vernon CIP 2015 - 2020

<input type="checkbox"/> In Prior Plan and In Progress	<b>CIP Plan#</b> S-07-01	<b>Department</b> WasteWater	<b>Quadrant#</b> 4	<b>Status:</b> Funded	<b>Date:</b> 04/12/2006
<input checked="" type="checkbox"/> In Prior Plan and Appropriated	<b>Project Name:</b>				
<input type="checkbox"/> In Prior Plan but Not Appropriated	COMPREHENSIVE SEWER PLAN UPDATE				
<input type="checkbox"/> New Project	<b>Location:</b>				
<input checked="" type="checkbox"/> Consistent with Comprehensive Plan	Wastewater Treatment Plant and Collection System				

**Project Description/Scope:**

The Comprehensive Sewer Plan Update will address the requirements of the existing combined sewer system and the developing sanitary system in order to accommodate growth and reduce CSOs. The real capacity of the Phase 1 Wastewater Treatment Plant will be evaluated to comply with changing regulations and identify improvements needed to accommodate growth and reduce CSOs to no more than one per year by 2015.

**Project Justification:**

RCW 36.70 (A) requires the Comprehensive Plans be updated at a minimum of once every seven years. Plan to be complete by end of 2016. Necessary for compliance with DOE Order on Consent No. DE 96WQ-N105.

**Project Benefits:**

Facilitates present level of sewer service and plans for providing sewer service in UGA areas. A comprehensive WWTP evaluation may allow future improvements to be deferred.

**Environmental Impacts:**

None known.

**Linkage to Other Projects:**

CFP #	Project
S-02-04	WASTEWATER PLANT UPGRADE YEAR 2013
S-02-09	SEWER COMPREHENSIVE PLAN SEWER REPAIRS
S-06-01	COMBINED SEWER SYSTEM IMPROVEMENTS

<b>Engineering:</b>	\$250.0
<b>Construction:</b>	\$0.0
<b>Financing:</b>	\$0.0
<b>Misc:</b>	\$0.0
<b>Total Cost:</b>	\$250.0

Revenue Source	Revenue		(In 000's)								Fund	Amount	Year		
CITY	Sewer Capital Reserve											412	\$250.0	2015	
Prior Yrs	\$0.0	2015	\$250.0	2016	\$0.0	2017	\$0.0	2018	\$0.0	2019	\$0.0	2020	\$0.0	<b>Total Revenue:</b>	<b>\$250.0</b>

## CIP Project Description

## City of Mount Vernon CIP 2015 - 2020

In Prior Plan and In Progress      **CIP Plan#** S-07-04    **Department** WasteWater      **Quadrant#** 1-4    **Status:** Funded      **Date:** 06/22/2006  
 In Prior Plan and Appropriated      **Project Name:**  
 In Prior Plan but Not Appropriated      SEWER RESTORATION PROGRAM  
 New Project      **Location:**  
 Consistent with Comprehensive Plan      City-Wide

**Project Description/Scope:**

Annual sewer system restoration program which includes pipe lining, manhole grouting, and replacement of sewer infrastructure.

**Project Justification:**

Sustain a functioning sewer collection system.

**Project Benefits:**

Reduce ground water infiltration, restore sewer collection system, extend the useful life of the existing sewer system.

**Enviromental Impacts:**

Not Significant.

**Linkage to Other Projects:**

<b>Engineering:</b>	\$0.0
<b>Construction:</b>	\$1,800.0
<b>Financing:</b>	\$0.0
<b>Misc:</b>	\$0.0
<b>Total Cost:</b>	\$1,800.0

Revenue Source	Revenue	(In 000's)										Fund	Amount	Year	
CITY	Sewer Capital Reserve												412	\$300.0	2014
CITY	Sewer Capital Reserve												412	\$300.0	2015
CITY	Sewer Capital Reserve												412	\$300.0	2016
CITY	Sewer Capital Reserve												412	\$300.0	2017
CITY	Sewer Capital Reserve												412	\$300.0	2018
CITY	Sewer Capital Reserve												412	\$300.0	2019
Prior Yrs	\$300.0	2015	\$300.0	2016	\$300.0	2017	\$300.0	2018	\$300.0	2019	\$300.0	2020	\$0.0	<b>Total Revenue:</b>	<b>\$1,800.0</b>

## CIP Project Description

## City of Mount Vernon CIP 2015 - 2020

<input type="checkbox"/> In Prior Plan and In Progress	<b>CIP Plan#</b> S-10-01	<b>Department</b> WasteWater	<b>Quadrant#</b> 2	<b>Status:</b> Funded	<b>Date:</b> 03/24/2009
<input checked="" type="checkbox"/> In Prior Plan and Appropriated	<b>Project Name:</b>				
<input type="checkbox"/> In Prior Plan but Not Appropriated	COLLEGE WAY SANITARY PUMP STATION UPGRADE				
<input type="checkbox"/> New Project	<b>Location:</b>				
<input checked="" type="checkbox"/> Consistent with Comprehensive Plan	4308 East College Way				

### Project Description/Scope:

This project would include the purchase and installation of a third pump and VFD (Variable Frequency Drive) at the College Way Pump Station.

### Project Justification:

The two 75 HP pumps that were included with the new pump station in 2006, have an impellor design that causes them to clog frequently with rags. The pumps have to be pulled as often as twice per month and do not provide adequate pumping capacity in the state of being partially clogged. Often there is no operational redundant pump available. Wastewater Utility Staff reinstalled one of the 40 HP, recessed impellor type pumps from the old Pump Station and are in the process of installing the second. These pumps are not subject to clogging but only pump 700 gpm (gallons per minute) compared to the 1100 gpm to 1300 gpm the 75 HP pumps can pump. The addition of a third, larger recessed impellor type pump (and corresponding VFD) will allow the Wastewater Utility to provide reliable and redundant pumping capacity until the next upgrade becomes necessary for UGA build out.

### Project Benefits:

The project would provide reliable and redundant pumping capacity which does not exist now. The project would provide a third VFD which will be necessary for the build out phase upgrade.

### Enviromental Impacts:

Not Significant.

### Linkage to Other Projects:

CFP #	Project
S-94-04	COLLEGE WAY FORCE MAIN - EAST OF 26TH STREET

<b>Engineering:</b>	\$0.0
<b>Construction:</b>	\$175.0
<b>Financing:</b>	\$0.0
<b>Misc:</b>	\$0.0
<b>Total Cost:</b>	\$175.0

Revenue Source	Revenue		(In 000's)										Fund	Amount	Year	
CITY	Sewer Capital Reserve													412	\$25.0	2013
CITY	Sewer Capital Reserve													412	\$150.0	2016
Prior Yrs	\$25.0	2015	\$0.0	2016	\$150.0	2017	\$0.0	2018	\$0.0	2019	\$0.0	2020	\$0.0	<b>Total Revenue:</b>		<b>\$175.0</b>

## CIP Project Description

## City of Mount Vernon CIP 2015 - 2020

<input type="checkbox"/> In Prior Plan and In Progress	<b>CIP Plan#</b> S-10-02	<b>Department</b> WasteWater	<b>Quadrant#</b> 4	<b>Status:</b> Funded	<b>Date:</b> 03/24/2009
<input checked="" type="checkbox"/> In Prior Plan and Appropriated	<b>Project Name:</b>				
<input type="checkbox"/> In Prior Plan but Not Appropriated	HIGH EFFICIENCY BLOWER UPGRADE				
<input type="checkbox"/> New Project	<b>Location:</b>				
<input checked="" type="checkbox"/> Consistent with Comprehensive Plan	Wastewater Treatment Plant				

**Project Description/Scope:**

Project would involve the purchase and installation of a new generation, high speed, high efficiency Blower to replace one of the four existing 1989 Blowers.

**Project Justification:**

The current Blowers have a wire to water oxygen transfer efficiency of about 50%. The new generation Blowers are 72% efficient. This amounts to an energy savings of 44%. The new Blowers also have an integral VFD (Variable Frequency Drive) which would provide better control of Aeration Basin DO (Dissolved Oxygen) concentrations.

**Project Benefits:**

The project would assist the Mount Vernon Wastewater Utility in reducing its carbon foot print. It may also qualify for 50% to 70% reimbursement through a Puget Sound Energy Commercial and Industrial Facility Grant. WWTP staff would have more control over the Activated Sludge process and less air would be wasted.

**Environmental Impacts:**

This is a green project that would benefit the environment by reducing energy consumption.

**Linkage to Other Projects:**

CFP #	Project
S-07-03	BLOWER VARIABLE FREQUENCY DRIVE UPGRADE

<b>Engineering:</b>	\$20.0
<b>Construction:</b>	\$0.0
<b>Financing:</b>	\$175.0
<b>Misc:</b>	\$0.0
<b>Total Cost:</b>	<u>\$195.0</u>

Revenue Source	Revenue		(In 000's)										Fund	Amount	Year	
CITY	Sewer Capital Reserve													412	\$195.0	2015
Prior Yrs	\$0.0	2015	\$195.0	2016	\$0.0	2017	\$0.0	2018	\$0.0	2019	\$0.0	2020	\$0.0	<b>Total Revenue:</b>		<b>\$195.0</b>

## CIP Project Description

## City of Mount Vernon CIP 2015 - 2020

In Prior Plan and In Progress      **CIP Plan#** S-10-03    **Department** WasteWater      **Quadrant#** 4    **Status:** Funded    **Date:** 03/30/2009  
 In Prior Plan and Appropriated      **Project Name:**  
 In Prior Plan but Not Appropriated      ASPHALT SEAL COATING AND REPAIR  
 New Project      **Location:**  
 Consistent with Comprehensive Plan      Wastewater Treatment Plant

**Project Description/Scope:**

Project would include some minor asphalt repair and seal coating of approximately 135,000 sq. ft. of new and existing asphalt at the Wastewater Treatment Plant.

**Project Justification:**

Much of the existing asphalt has been damaged and/or weathered and the life expectancy of the new asphalt can be extended by seal coating after the first winter season. Seal coating enhances the appearance of pavement and reduces annual maintenance costs.

**Project Benefits:**

Seal coating can extend pavement life by as much as 300% thereby reducing average annual maintenance and replacement costs.

**Environmental Impacts:**

Not Significant.

**Linkage to Other Projects:**

CFP #	Project
S-00-01	WWTP UPGRADE

<b>Engineering:</b>	\$0.0
<b>Construction:</b>	\$50.0
<b>Financing:</b>	\$0.0
<b>Misc:</b>	\$0.0
<b>Total Cost:</b>	\$50.0

Revenue Source	Revenue	(In 000's)											Fund	Amount	Year	
CITY	Sewer Capital Reserve													412	\$50.0	2015
Prior Yrs	\$0.0	2015	\$50.0	2016	\$0.0	2017	\$0.0	2018	\$0.0	2019	\$0.0	2020	\$0.0	<b>Total Revenue:</b>		<b>\$50.0</b>

## CIP Project Description

## City of Mount Vernon CIP 2015 - 2020

In Prior Plan and In Progress      **CIP Plan#** S-11-02    **Department** WasteWater      **Quadrant#** 4    **Status:** Funded    **Date:** 03/30/2010  
 In Prior Plan and Appropriated      **Project Name:**  
 In Prior Plan but Not Appropriated      BIOSOLIDS SCREW OR ROTARY PRESS PURCHASE  
 New Project      **Location:**  
 Consistent with Comprehensive Plan      Wastewater Treatment Plant -Digester Complex

### Project Description/Scope:

This project involves the replacement of one 22 year old Belt Filter Press, for thickening Biosolids, with one or two screw or rotary presses (depending on size and cost considerations). These presses use new technology to remove more water from Biosolids and produce a dryer cake.

### Project Justification:

This type of press is capable of producing a cake with an average percent total solids concentration that is 25% or greater than the solids concentration that the old technology belt presses produce; reducing haul costs correspondingly.

### Project Benefits:

The project will reduce haul and maintenance costs. Screw type presses are totally enclosed, quieter, cleaner to operate, produce less odor and have fewer moving parts to lubricate and replace.

### Environmental Impacts:

This project would benefit the environment by reducing truck trips and fuel consumption.

### Linkage to Other Projects:

CFP #	Project
S-09-02	BELT PRESS MODIFICATIONS

<b>Engineering:</b>	\$20.0
<b>Construction:</b>	\$0.0
<b>Financing:</b>	\$400.0
<b>Misc:</b>	\$0.0
<b>Total Cost:</b>	<u>\$420.0</u>

Revenue Source	Revenue		(In 000's)										Fund	Amount	Year
CITY	Sewer Reserve Fund												412	\$420.0	2017
Prior Yrs	\$0.0	2015	\$0.0	2016	\$0.0	2017	\$420.0	2018	\$0.0	2019	\$0.0	2020	\$0.0	<b>Total Revenue:</b>	<b>\$420.0</b>

## CIP Project Description

## City of Mount Vernon CIP 2015 - 2020

In Prior Plan and In Progress      **CIP Plan#** S-12-01    **Department** WasteWater      **Quadrant#** 4    **Status:** Funded    **Date:** 04/28/2011  
 In Prior Plan and Appropriated      **Project Name:**  
 In Prior Plan but Not Appropriated      DIGESTER MIXING  
 New Project      **Location:**  
 Consistent with Comprehensive Plan      Wastewater Treatment Plant

**Project Description/Scope:**

Change the mixing system on the anaerobic digester from gas to mechanical. Install chopper type pumps to reduce the size of rags that accumulate in the digester. Install jet nozzles to reduce foaming created by gas mixing.

**Project Justification:**

Mechanical mixing has been shown to mix digesters better than gas mixing and greatly reduce foaming created by gas mixing.

**Project Benefits:**

Better mixing in the digester with a reduction of the accumulation of rafts of rags that creates maintenance issues. Mechanical mixing also significantly reduces foaming and the related maintenance and overtime issues.

**Environmental Impacts:**

Not Significant.

**Linkage to Other Projects:**

<b>Engineering:</b>	\$0.0
<b>Construction:</b>	\$75.0
<b>Financing:</b>	\$0.0
<b>Misc:</b>	\$0.0
<b>Total Cost:</b>	\$75.0

Revenue Source	Revenue	(In 000's)											Fund	Amount	Year	
CITY	Sewer Capital Reserve													412	\$25.0	2014
CITY	Sewer Capital Reserve													412	\$50.0	2015
Prior Yrs	\$25.0	2015	\$50.0	2016	\$0.0	2017	\$0.0	2018	\$0.0	2019	\$0.0	2020	\$0.0	<b>Total Revenue:</b>		<b>\$75.0</b>



## CIP Project Description

## City of Mount Vernon CIP 2015 - 2020

In Prior Plan and In Progress      **CIP Plan#** S-12-04    **Department** WasteWater      **Quadrant#** 4    **Status:** Funded    **Date:** 04/28/2011  
 In Prior Plan and Appropriated      **Project Name:**  
 In Prior Plan but Not Appropriated      SUPERNATANT TANK  
 New Project      **Location:**  
 Consistent with Comprehensive Plan      Wastewater Treatment Plant

**Project Description/Scope:**

To increase the capacity and longevity of our digested sludge holding tank by increasing the wall height and coating the walls and floor of the the supernatant tank.

**Project Justification:**

To have greater digested sludge storage capacity for winter storage needs during times of road restrictions on our biosolids haul routes. The tank is was built in 1940 and is in need of work on the concrete surfaces to increase useful life.

**Project Benefits:**

Provide greater sludge storage and increase the life of the structure.

**Enviromental Impacts:**

Not Significant.

**Linkage to Other Projects:**

<b>Engineering:</b>	\$0.0
<b>Construction:</b>	\$225.0
<b>Financing:</b>	\$0.0
<b>Misc:</b>	\$0.0
<b>Total Cost:</b>	\$225.0

Revenue Source	Revenue	(In 000's)										Fund	Amount	Year	
CITY	Sewer Capital Reserve												412	\$225.0	2017
Prior Yrs	\$0.0	2015	\$0.0	2016	\$0.0	2017	\$225.0	2018	\$0.0	2019	\$0.0	2020	\$0.0	<b>Total Revenue:</b>	<b>\$225.0</b>

## CIP Project Description

## City of Mount Vernon CIP 2015 - 2020

In Prior Plan and In Progress      **CIP Plan#** S-12-05    **Department** WasteWater      **Quadrant#** 1    **Status:** Funded    **Date:** 04/28/2011  
 In Prior Plan and Appropriated      **Project Name:**  
 In Prior Plan but Not Appropriated      ALDER LANE GENERATOR  
 New Project      **Location:**  
 Consistent with Comprehensive Plan      Alder Lane Sanitary Pump Station

**Project Description/Scope:**

Replace stand by generator at Alder Lane with a smaller more efficient generator.

**Project Justification:**

The current generator is over 27 years old and is oversized for the location.

**Project Benefits:**

To install a more efficient and reliable stand by power source that will allow uninterrupted use of the pump station during power outages.

**Enviromental Impacts:**

Not Significant.

**Linkage to Other Projects:**

<b>Engineering:</b>	\$0.0
<b>Construction:</b>	\$50.0
<b>Financing:</b>	\$0.0
<b>Misc:</b>	\$0.0
<b>Total Cost:</b>	\$50.0

Revenue Source	Revenue	(In 000's)										Fund	Amount	Year	
CITY	Sewer Facilities Expansion Fund												411	\$50.0	2016
Prior Yrs	\$0.0	2015	\$0.0	2016	\$50.0	2017	\$0.0	2018	\$0.0	2019	\$0.0	2020	\$0.0	<b>Total Revenue:</b>	<b>\$50.0</b>

## CIP Project Description

## City of Mount Vernon CIP 2015 - 2020

In Prior Plan and In Progress      **CIP Plan#** S-13-02    **Department** WasteWater      **Quadrant#** 4    **Status:** Funded    **Date:** 04/27/2012  
 In Prior Plan and Appropriated      **Project Name:**  
 In Prior Plan but Not Appropriated      BIOFILTER BED MEDIA REPLACEMENT  
 New Project      **Location:**  
 Consistent with Comprehensive Plan      Wastewater Treatment Plant

**Project Description/Scope:**

Replace the material in the biofilter bed.

**Project Justification:**

Life span of media in biofilter beds is five years.

**Project Benefits:**

The project will provide additional insurance that the operation of the biofilter beds will continue to eliminate odors produced by the Wastewater Treatment Plant.

**Enviromental Impacts:**

None Known

**Linkage to Other Projects:**

<b>Engineering:</b>	\$0.0
<b>Construction:</b>	\$150.0
<b>Financing:</b>	\$0.0
<b>Misc:</b>	\$0.0
<b>Total Cost:</b>	\$150.0

Revenue Source	Revenue	(In 000's)										Fund	Amount	Year	
CITY														\$0.0	2014
CITY	Sewer Capital Reserve												412	\$150.0	2016
Prior Yrs	\$0.0	2015	\$0.0	2016	\$150.0	2017	\$0.0	2018	\$0.0	2019	\$0.0	2020	\$0.0	<b>Total Revenue:</b>	<b>\$150.0</b>

## CIP Project Description

## City of Mount Vernon CIP 2015 - 2020

In Prior Plan and In Progress      **CIP Plan#** S-14-01    **Department** WasteWater      **Quadrant#** 4    **Status:** Unfunded    **Date:** 05/08/2013  
 In Prior Plan and Appropriated      **Project Name:**  
 In Prior Plan but Not Appropriated      SEWER COLLECTION SYSTEM EXPANSION  
 New Project      **Location:**  
 Consistent with Comprehensive Plan      Various locations within City UGA

**Project Description/Scope:**

Expand sewer collection system within the City UGA.

**Project Justification:**

Within potential UGA annexation area this is a developer project. The funding estimate is the City cost share for upsizing the sewer capacity to provide sewer service to the greater tributary area.

**Project Benefits:**

Expansion of developable commercial property to expand the City revenue base. Allows development to City standards and provides public health benefits associated with a municipal sewer system.

**Enviromental Impacts:**

Providing sewer service will reduce pollution impacts to groundwater that are related to commercial/industrial use and other urban related activities. SEPA DNS required.

**Linkage to Other Projects:**

<b>Engineering:</b>	\$0.0
<b>Construction:</b>	\$60.0
<b>Financing:</b>	\$0.0
<b>Misc:</b>	\$0.0
<b>Total Cost:</b>	\$60.0

Revenue Source	Revenue	(In 000's)										Fund	Amount	Year	
OTHER	Developer													\$60.0	2019
Prior Yrs	\$0.0	2015	\$0.0	2016	\$0.0	2017	\$0.0	2018	\$0.0	2019	\$60.0	2020	\$0.0	<b>Total Revenue:</b>	<b>\$60.0</b>

# **Project Status Summary**

# CIP Project Status

## City of Mount Vernon CIP 2015 - 2020

CIP #	Project Name:	Funded	Cancelled	Unfunded	Finished
<b>Fire</b>					
F-00-01	THERMAL IMAGING CAMERA'S				✓
F-00-02	STATION 3 ADDITION			✓	
F-02-01	CONSTRUCTION OF FACILITIES			✓	
F-02-02	COMMAND VEHICLE				✓
F-02-03	ADVANCED LIFE SUPPORT EQUIP- LIFE PAK 12 & AIRWAY EQUIP		✓		
F-04-01	THERMAL IMAGING CAMERAS	✓			
F-04-02	BREATHING AIR COMPRESSOR				✓
F-04-03	STAFF VEHICLE-FIRE PREVENTION OFFICER				✓
F-04-04	COMPLETION OF FIRE STATION 2 & AIR CONDITIONING AT STATION 3				✓
F-04-05	HAZARDOUS MATERIALS RESPONSE AND RESCUE EQUIPMENT				✓
F-08-01	MOBILE DATA TERMINALS				✓
F-08-02	COMPLETION OF FIRE STATION 2				✓
F-09-01	REPLACE LADDER TRUCK				✓
F-09-02	REPLACEMENT OF FIRE PREVENTION VEHICLE (JEEP)		✓		
F-13-01	SELF CONTAINED BREATHING APPARATUS REPLACEMENT			✓	
F-13-02	PUBLIC SAFETY TRAINING FACILITY		✓		
F-94-06	AERIAL LADDER TRUCK REPLACEMENT				✓
F-94-08	PERSONNEL EQUIPMENT		✓		
F-94-10	FIRE APPARATUS REPLACEMENT		✓		
F-94-11	RESCUE PROGRAM				✓

**City of Mount Vernon CIP 2015 - 2020**

<b>CIP #</b>	<b>Project Name:</b>	<b>Funded</b>	<b>Cancelled</b>	<b>Unfunded</b>	<b>Finished</b>
F-94-13	TRAFFIC SIGNAL PREEMPTION-OPTICOM				✓
F-94-17	Fire Communication System		✓		
F-94-19	Station 3 Back-up Engine				✓
F-97-01	Station #2 Traffic Signal Relocation				✓
F-97-02	Station #2 Telepone Cable				✓
F-97-03	Maintenance Facility		✓		
F-98-01	SELF-CONTAINED BREATHING APPARATUS REPLACEMENT				✓
F-98-02	FIRE APPARATUS REPLACEMENT- AERIAL LADDER TRUCK		✓		
F-99-01	FIRE COMMUNICATION SYSTEM			✓	
<b>Fire - Totals:</b>		<b>1</b>	<b>8</b>	<b>4</b>	<b>16</b>

**General Facilities**

G-00-01	CITY HALL UNDERGROUND STORAGE TANK REMEDIATION				✓
G-00-02	ACQUISITION OF LINCOLN THEATRE AND ADJACENT BUILDINGS				✓
G-01-01	RELOCATION/REMOVAL OF MODULAR BUILDING AND RECLAIM CITY ROAD		✓		
G-03-01	CANOPY REPLACEMENT ON LINCOLN COMMERCIAL BUILDING		✓		
G-08-01	DOWNTOWN FLOOD CONTROL SYSTEM	✓			
G-08-02	DOWNTOWN RIVERWALK PROMENADE				✓
G-08-03	DOWNTOWN MULTI-LEVEL PARKING FACILITY			✓	
G-13-01	GENERAL FACILITY INFRASTRUCTURE IMPROVEMENTS	✓			
G-98-01	RENOVATE CITY HALL				✓
G-99-01	PUBLIC WORKS MAINT. FACILITY FEASIBILITY STUDY				✓
G-99-02	PUBLIC WORKS FACILITY			✓	
<b>General Facilities - Totals:</b>		<b>2</b>	<b>2</b>	<b>2</b>	<b>5</b>

**City of Mount Vernon CIP 2015 - 2020**

CIP #	Project Name:	Funded	Cancelled	Unfunded	Finished
<b>Info Services</b>					
IS-03-01	2ND STREET OVERPASS FIBER RELOCATION				✓
IS-14-01	PASSIVE OPTICAL NETWORK UPGRADE	✓			
IS-14-02	LITTLE MOUNTAIN FIBER EXPANSION	✓			
IS-15-01	SAN STORAGE FOR VIRTUAL SERVERS			✓	
IS-15-02	IDS - SECURITY BREACH DETECTION EQUIPMENT			✓	
IS-98-01	CITYWIDE FIBER INFRASTRUCTURE - PHASE 1				✓
IS-98-02	MOUNT VERNON REGIONAL FIBER INFRASTRUCTURE PHASE 3, 4 AND 5				✓
<b>Info Services - Totals:</b>		<b>2</b>	<b>0</b>	<b>2</b>	<b>3</b>



**City of Mount Vernon CIP 2015 - 2020**

<b>CIP #</b>	<b>Project Name:</b>	<b>Funded</b>	<b>Cancelled</b>	<b>Unfunded</b>	<b>Finished</b>
<b>Library</b>					
L-05-01	GAS/ELECTRIC HEATING/COOLING SYSTEM				✓
L-05-02	SELF CHECKOUT MACHINES/PRINT MANAGEMENT				✓
L-08-01	NEW ROOF FOR LIBRARY	✓			
L-09-01	UPGRADE/MIGRATION TO NEW INTEGRATED LIB OP SYSTEM (ILS)			✓	
L-12-01	LIBRARY SECURITY SYSTEM UPGRADE			✓	
L-94-01	Library Automation				✓
L-94-07	LIBRARY FACILITY			✓	
L-97-01	Phase I/Library Capital Improvement Plan				✓
L-97-02	Phase II/Library Capital Improvement Plan				✓
L-97-03	Phase III/Library Capital Improvement Plan				✓
L-97-04	Phase IV/Library Capital Improvement Plan		✓		
L-98-01	LIBRARY AUTOMATION SYSTEM UPGRADE				✓
L-98-02	SECURITY SYSTEM				✓
<b>Library - Totals:</b>		<b>1</b>	<b>1</b>	<b>3</b>	<b>8</b>

**City of Mount Vernon CIP 2015 - 2020**

<b>CIP #</b>	<b>Project Name:</b>	<b>Funded</b>	<b>Cancelled</b>	<b>Unfunded</b>	<b>Finished</b>
<b>Parks</b>					
P-00-01	LITTLE MOUNTAIN VIEWING PLATFORM				✓
P-00-02	EDGEWATER PARK RESTROOM				✓
P-00-03	EDGEWATER PARK NATURAL RESTORATION AREA				✓
P-01-01	HILLCREST PARK RENOVATIONS				✓
P-01-02	PUD PROPERTY DEVELOPMENT				✓
P-01-03	CONSTRUCTION OF TRAIL SYSTEM				✓
P-01-04	RELOCATION OF PORTABLE TO HILLCREST PARK				✓
P-01-05	LITTLE MOUNTAIN PARK PROPERTY ACQUISITION				✓
P-02-01	HILLCREST PARK LOWER RESTROOM RENOVATION				✓
P-02-02	ARCHERY BUILDING ACQUISITION		✓		
P-02-03	SKYLIGHT ROOM OFFICE RENOVATION		✓		
P-02-04	LITTLE MOUNTAIN TRAILHEAD AND MOUNTAIN BIKE SKILLS CENTER			✓	
P-02-05	ARCHERY RENOVATION RETREAT CENTER		✓		
P-02-06	HILLCREST LODGE ROOF REPLACEMENT				✓
P-02-07	HILLCREST LODGE HEATING/COOLING SYSTEM				✓
P-03-01	BAKERVEIW HOUSE RENOVATION				✓
P-03-02	KIWANIS PARK DEVELOPMENT 18TH STREET PARK				✓
P-03-03	RIVERBEND DIKE TRAIL				✓
P-03-04	PUBLIC ART			✓	
P-03-05	TRAIL AND PICNICKING CORRIDOR ALONG THE SKAGIT RIVER			✓	
P-04-05	35TH STREET DETENTION/TENNIS COURTS				✓
P-05-01	COMMUNITY DOCK(S)			✓	
P-05-02	COMMUNITY BOAT LAUNCH			✓	

**City of Mount Vernon CIP 2015 - 2020**

<b>CIP #</b>	<b>Project Name:</b>	<b>Funded</b>	<b>Cancelled</b>	<b>Unfunded</b>	<b>Finished</b>
P-05-03	MOUNT VERNON HISTORICAL MUSEUM		✓		
P-05-05	HILLCREST TENNIS COURT RESURFACING				✓
P-05-06	SHERMAN ANDERSON FENCE REPLACEMENT				✓
P-05-07	SHERMAN ANDERSON BALLFIELD LIGHTING UPGRADE				✓
P-06-01	BARK PARK -- DOG PARK				✓
P-06-02	TRAIL CONNECTIONS (CITY WIDE)			✓	
P-07-01	BAKerview PARK PLAYGROUND IMPROVEMENTS				✓
P-07-02	BAKerview 3RD SOCCER FIELD DRAINAGE				✓
P-07-03	EAGLEROCK CHALLENGE COURSE VAULT RESTROOM			✓	
P-07-04	LIONS PARK PLAYGROUP REPLACEMENT				✓
P-07-05	HILLCREST PARKING LOT RESURFACING				✓
P-07-06	BONNIE RAE PARK			✓	
P-08-01	ROOF REPLACEMENT AT BONNIE RAE PARK FACILITY				✓
P-08-02	SPORTS COMPLEX PROPERTY ACQUISTION 30-40 ACRES			✓	
P-08-03	SHERMAN ANDERSON FENCE REPLACEMENT PHASE 2				✓
P-09-01	HILLCREST LODGE RENOVATION			✓	
P-09-01a	LIONS PARK RESTROOM RENOVATION				✓
P-09-02	HILLCREST PARK RESTROOM UPGRADES				✓
P-09-02a	SHERMAN ANDERSON STORAGE BUILDING RENOVATION				✓
P-09-04	SPORT COURT LIGHTING UPGRADES			✓	
P-09-05	EDGEWATER PARK FIELD IMPROVEMENTS			✓	
P-09-08	MILWAUKEE SHOP STORAGE				✓
P-10-01	HILLCREST TENNIS COURT RESURFACING - ALL FOUR COURTS				✓
P-10-02	PLAYGROUND REPLACEMENT AND UPGRADES - ALL PARKS			✓	
P-10-03	KIWANIS PARK PHASE 2				✓

**City of Mount Vernon CIP 2015 - 2020**

<b>CIP #</b>	<b>Project Name:</b>	<b>Funded</b>	<b>Cancelled</b>	<b>Unfunded</b>	<b>Finished</b>
P-11-01	SKAGIT RIVERWALK PARK				✓
P-12-01	SHERMAN ANDERSON SPORT LIGHTING/BACKSTOP REPLACEMENT			✓	
P-12-02	RIVERBEND CUT OFF TRAIL			✓	
P-13-01	LIONS PARK RESTROOM REPLACEMENT			✓	
P-15-01	FACILITY ROOF REPLACEMENT			✓	
P-15-02	KULSHAN TRAIL LIGHTING			✓	
P-94-01	BAKerview PARK AND INDOOR RECREATION COMPLETION			✓	
P-94-02	Parks Maintenance Shop		✓		
P-94-03	RIVER FRONT TRAIL (TED REEP PARK)				✓
P-94-03a	City-Wide Path/Trail System		✓		
P-94-04	NEIGHBORHOOD PARK - EDGEWATER PARK			✓	
P-94-05	NEIGHBORHOOD PARK			✓	
P-94-06	COMMUNITY PARK - HIGGINS PROPERTY & LIBRARY			✓	
P-94-07	OPEN SPACE ACQUISITION			✓	
P-97-01	HILLCREST (ADA) LODGE RENOVATION				✓
P-97-02	EDGEWATER PARK EXTENSION/WESTSIDE FLOODWAY MITIGATION				✓
P-98-01	LITTLE MOUNTAIN PAVING				✓
P-98-02	SEWER SOCCER DEVELOPMENT				✓
P-98-03	EDGEWATER PARK RE-LEVELING PROJECT				✓
P-98-04	BAKerview WEST TRAIL CONNECTION				✓
P-98-05	EDGEWATER MASTER PLAN				✓
P-99-01	ACQUISITION OF HIGGINS PROPERTY				✓
<b>Parks - Totals:</b>		<b>0</b>	<b>6</b>	<b>23</b>	<b>41</b>

**City of Mount Vernon CIP 2015 - 2020**

CIP #	Project Name:	Funded	Cancelled	Unfunded	Finished
<b>Police</b>					
PD-03-01	MULTI-PURPOSE VEHICLE REPLACEMENT			✓	
PD-03-02	THERMAL IMAGING EQUIPMENT				✓
PD-03-03	COMMUNICATIONS EQUIPMENT				✓
PD-04-01	TRAFFIC SAFETY/CRIMINAL INVESTIGATION CAMERA SYSTEM				✓
PD-05-01	REPLACE DOG KENNELS & COVERED PARKING AT EVIDENCE BUILDING			✓	
PD-07-01	TRAFFIC SAFETY/CRIMINAL INVESTIGATION CAMERA SYSTEM			✓	
PD-10-01	POLICE DEPARTMENT CAMERA SURVEILANCE SYSTEM UPGRADE				✓
PD-94-01	PUBLIC SAFETY FACILITY				✓
<b>Police - Totals:</b>		<b>0</b>	<b>0</b>	<b>3</b>	<b>5</b>

**City of Mount Vernon CIP 2015 - 2020**

<b>CIP #</b>	<b>Project Name:</b>	<b>Funded</b>	<b>Cancelled</b>	<b>Unfunded</b>	<b>Finished</b>
<b>SurfaceWater</b>					
D-00-01	FREEWAY DRIVE SURFACE WATER PUMP STATION UPGRADE				✓
D-00-02	SOUTH MOUNT VERNON DRAINAGE (INCORPORATES D-00-03)				✓
D-00-04	WEST MOUNT VERNON UGA FEASABILITY STUDY		✓		
D-00-05	ANDERSON ROAD BOX CULVERT		✓		
D-01-01	BLACKBURN ROAD CULVERT REPLACEMENT				✓
D-01-02	MADDOX CREEK RESTORATION AND POND RETROFIT				✓
D-01-03	SOUTH 19TH STREET CULVERT REMOVAL			✓	
D-01-04	WIDNOR DRIVE DRAINAGE IMPROVEMENTS				✓
D-01-05	PARK ST. PUMP STATION	✓			
D-03-01	BRITT SLOUGH PIPE REPLACEMENT				✓
D-05-01	DOWNTOWN FLOODWALL - SEMI-PERMANENT				✓
D-05-02	SOUTH MOUNT VERNON SURFACE WATER ENHANCEMENT PROJECT			✓	
D-05-03	WEST MOUNT VERNON STORMWATER FORCE MAIN UPGRADE	✓			
D-06-01	HOAG ROAD DIKE				✓
D-06-02	FREEWAY DRIVE STORMWATER FORCE MAIN IMPROVEMENTS	✓			
D-06-03	REGIONAL STORMWATER TREATMENT FACILITY - ROOSEVELT EXTENSION	✓			
D-06-04	URBAN AVENUE DRAINAGE IMPROVEMENTS				✓
D-08-01	CAO (Critical Area Ordinance) RESTORATION SITES	✓			
D-09-01	KULSHAN PUMP STATION CONTROL SYSTEM UPGRADE	✓			
D-09-02	BLODGETT RD CULVERT REPLACEMENT & STREAM RESTORATION.			✓	
D-09-03	LITTLE MOUNTAIN ROAD POND BEAVER DECEIVER				✓
D-10-01	LITTLE MOUNTAIN ROAD CULVERT REPLACEMENT				✓
D-10-02	FREEWAY DRIVE DRAINAGE SYSTEM INSTALLATION			✓	

**City of Mount Vernon CIP 2015 - 2020**

<b>CIP #</b>	<b>Project Name:</b>	<b>Funded</b>	<b>Cancelled</b>	<b>Unfunded</b>	<b>Finished</b>
D-12-01	STORM SYSTEM RESTORATION PROGRAM	✓			
D-13-01	DIVISION STREET OUTFALL REPAIR		✓		
D-13-02	BLACKBURN TO TAYLOR ALLEY DRAINAGE SYSTEM INSTALLATION				✓
D-13-03	COLLEGE WAY PUMP STATION CAPACITY ANALYSIS	✓			
D-14-01	LOGAN CREEK STREAM RESTORATION PROJECT	✓			
D-14-02	STOPLOG STORAGE UNITS				✓
D-14-03	KULSHAN CREEK FLOOD REDUCTION PROJECT	✓			
D-94-01	KULSHAN CREEK PUMP STATION				✓
D-94-03	FREEWAY DRIVE CONVEYANCE PROJECT (FORMERLY RIVERBEND SURFAC				✓
D-94-04	EASTWIND DITCH				✓
D-94-05	MADDOX CREEK DRAINAGE STUDY				✓
D-94-06	MANHOLE DROP STRUCTURE ON KULSHAN TRIBUTARY				✓
D-94-07	CEDAR LANE EROSION CONTROL				✓
D-94-08	LOG BED CONTROL WEIRS		✓		
D-94-09	KULSHAN CREEK CHANNEL RESTORATION				✓
D-94-10	CATCH BASIN INSTALLATIONS - WALL & GARFIELD				✓
D-94-11	TRUMPETER CREEK EROSION PROBLEM REPAIRS			✓	
D-94-12	WATER QUALITY MONITORING PROGRAM		✓		
D-94-13	OIL/WATER SEPARATORS		✓		
D-94-14	KULSHAN CREEK EROSION PROBLEM REPAIRS		✓		
D-94-15	TRUMPETER CREEK CHANNEL RESTORATION		✓		
D-94-16	FLOWERS CREEK RESTORATION		✓		
D-94-17	MISCELLANEOUS PROJECTS		✓		
D-96-01	WESTSIDE FLOODWAY MITIGATION PROJECT				✓
D-96-02	FOURTEENTH STREET STORM DRAINAGE				✓

**City of Mount Vernon CIP 2015 - 2020**

<b>CIP #</b>	<b>Project Name:</b>	<b>Funded</b>	<b>Cancelled</b>	<b>Unfunded</b>	<b>Finished</b>
D-96-03	DOWNTOWN FLOOD WALL-DESIGN				✓
D-97-01	KULSHAN CREEK CHANNEL RESTORATION				✓
D-98-01	DOWNTOWN FLOODWALL-PERMANENT		✓		
D-98-02	MADDOX CREEK DRAINAGE IMPROVEMENTS		✓		
D-99-01	MADDOX CREEK DRAINAGE STUDY		✓		
D-99-03	ALISON AVENUE CULVERT				✓
D-99-04	FLOWERS CREEK CULVERT REPLACEMENT AND ENHANCEMENT		✓		
D-99-05	DIGBY ROAD AND WOODLAND DRIVE STREAM ENHANCEMENT		✓		
D-99-06A	SOUTH MOUNT VERNON DRAINAGE - I5 EAST PHASE I		✓		
D-99-06B	SOUTH MOUNT VERNON DRAINAGE - I5 EAST PHASE II		✓		
D-99-07	KIOWA AND SENECA CULVERT IMPROVEMENTS				✓
D-99-08	LUPINE DRIVE CULVERT REPLACEMENT				✓
<b>SurfaceWater - Totals:</b>		<b>10</b>	<b>17</b>	<b>5</b>	<b>28</b>



**City of Mount Vernon CIP 2015 - 2020**

CIP #	Project Name:	Funded	Cancelled	Unfunded	Finished
<b>Transportation</b>					
T-00-01	OLD 99/ANDERSON ROAD IMPROVEMENTS				✓
T-00-02	LOCAL STREET IMPROVEMENTS - REET II FUNDS	✓			
T-00-03	MADDOX CREEK PUD TRAIL IMPROVEMENTS				✓
T-00-04	DIGBY ROAD IMPROVEMENTS AND MADDOX CREEK RELOCATION				✓
T-01-01	WIDEN DIVISION STREET AT FIRE STATION 3				✓
T-02-02	MARKET STREET EXTENSION		✓		
T-02-03	COLLEGE WAY EXTENSION		✓		
T-02-04	ROOSEVELT AVENUE EXTENSION			✓	
T-02-06	30TH STREET (BLACKBURN ROAD TO SECTION STREET)			✓	
T-02-07	26TH STREET TRAFFIC SIGNAL		✓		
T-02-08	KULSHAN TRAIL EXTENSION				✓
T-02-09	JACQUELINE TRAIL CONNECTION		✓		
T-02-10	FOWLER TRAIL CONNECTION			✓	
T-02-11	30TH STREET PATHWAY NORTH				✓
T-02-12	30TH STREET PATHWAY				✓
T-02-13	30TH STREET PATHWAY SOUTH			✓	
T-02-14	COLLEGE WAY TRAIL EXTENSION				✓
T-02-15	FLOWERS CREEK PATHWAY				✓
T-02-16	LAVENTURE ROAD TO ANDERSON ROAD PATHWAY				✓
T-02-17	RIVER DIKE TRAIL SYSTEM			✓	
T-02-18	KULSHAN TRAIL CROSSINGS				✓
T-02-19	LIONS PARK TRAIL EXTENSION				✓
T-02-20	SOUTH SECOND STREET IMPROVEMENTS				✓

**City of Mount Vernon CIP 2015 - 2020**

<b>CIP #</b>	<b>Project Name:</b>	<b>Funded</b>	<b>Cancelled</b>	<b>Unfunded</b>	<b>Finished</b>
T-02-21	DOWNTOWN MULTI-LEVEL PARK AND RIDE FACILITY		✓		
T-02-22	RIVERBOAT LANDING		✓		
T-02-23	30TH IMPROVEMENTS MANITO TO FIR		✓		
T-02-24	30TH STREET IMPROVEMENTS SOUTH OF FIR			✓	
T-02-25	CLEVELAND AVENUE CONNECTION - BLACKBURN ROAD TO GUNN ROAD		✓		
T-02-26	COLLEGE WAY I-5 INTERCHANGE IMPROVEMENTS - FEASIBILITY STUDY				✓
T-03-01	FOURTH STREET RECONSTRUCTION - FIR STREET TO I-5				✓
T-03-02	BROAD STREET IMPROVEMENTS			✓	
T-03-03	WATER FRONT REVITALIZATION		✓		
T-05-01	FOURTH STREET FIR TO I-5 - PHASE 2		✓		
T-05-02	MARTIN ROAD IMPROVEMENTS			✓	
T-05-04	DIVISION STREET CHANNELIZATION				✓
T-05-06	KULSHAN TRAIL / PARKER CONNECTION			✓	
T-05-07	FOUR BRIDGE CORRIDOR PROJECT		✓		
T-05-08	PIT RECLAMATION				✓
T-05-09	HICKOX ROAD / I-5 INTERCHANGE COMPLETION			✓	
T-06-01	HOSPITAL INFRASTRUCTURE IMPROVEMENTS				✓
T-06-02	SCHOOL ZONE SIGN UPGRADE				✓
T-06-03	13TH STREET IMPROVEMENTS (DIVISION TO BROAD)				✓
T-06-04	15TH STREET ROAD IMPROVEMENT (BROAD TO DIVISION EASTSIDE)			✓	
T-06-05	HOAG/LAVENTURE INTERSECTION IMPROVEMENTS			✓	
T-06-06	BROADWAY ST EXT (DALLAS STREET TO BURLINGAME ROAD)			✓	
T-06-07	LAVENTURE RD IMPROVEMENTS (HOAG TO 1000' SOUTH OF HOAG)			✓	
T-06-08	ROOSEVELT AVENUE EXTENSION (18TH STREET TO LAVENTURE ROAD)		✓		
T-06-09	COLLEGE W/SR 538 SIGNAL UPGRADE (RIVERSIDE DR TO MARKET)				✓

**City of Mount Vernon CIP 2015 - 2020**

<b>CIP #</b>	<b>Project Name:</b>	<b>Funded</b>	<b>Cancelled</b>	<b>Unfunded</b>	<b>Finished</b>
T-06-10	COLLEGE WAY SR 538 @ I-5 LANE CAPACITY IMPROVEMENTS	✓			
T-06-11	I-5/SR 536 INTERCHANGE NEW FRONTAGE ROAD ACCESS TO I-5			✓	
T-06-12	SIDEWALK CONSTRUCTION PROGRAM				✓
T-07-01	RAILROAD SAFETY PROJECT		✓		
T-07-02	SIGNAL MAINTENANCE PROGRAM	✓			
T-07-03	TRUCK ROUTE IMPROVEMENT PROJECT			✓	
T-07-03C	SIDEWALK REPLACEMENT PROGRAM		✓		
T-07-04	COLLEGE WAY/30TH INTERSECTION IMPROVEMENT			✓	
T-07-05	DIVISION/WAUGH INTERSECTION IMPROVEMENTS			✓	
T-07-06	18TH/BLACKBURN INTERSECTION IMPROVEMENTS			✓	
T-07-07	LAVENTURE/SECTION INTERSECTION IMPROVEMENTS	✓			
T-08-01	SIDEWALK GAP PROGRAM	✓			
T-09-01	FIRST STREET & DIVISION STREET INTERSECTION REALIGNMENT			✓	
T-11-01	COLLEGE WAY (SR 538) BIKE AND PEDESTRIAN GAP PROJECT				✓
T-13-01	LAVENTURE/BLACKBURN INTERSECTION IMPROVEMENTS			✓	
T-13-02	CEDARDALE/ANDERSON INTERSECTION IMPROVEMENTS			✓	
T-15-01	LED STREET LIGHT INSTALLATION PROJECT	✓			
T-94-01	SOUTH 2ND STREET IMPROVEMENTS				✓
T-94-02A	KINCAID STREET - S 2nd to S 3rd				✓
T-94-02B	KINCAID STREET - 3rd to I-5				✓
T-94-03	COMMERCIAL STREET EXT. - East of Riverside Drive		✓		
T-94-03A	MULTI-MODAL TRANSPORTATION CENTER		✓		
T-94-04	FRONT STREET AND EAST DIVISION				✓
T-94-05	KULSHAN CREEK TRAIL		✓		
T-94-06	CAMERON WAY / FREEWAY DRIVE				✓

**City of Mount Vernon CIP 2015 - 2020**

<b>CIP #</b>	<b>Project Name:</b>	<b>Funded</b>	<b>Cancelled</b>	<b>Unfunded</b>	<b>Finished</b>
T-94-08	CONTINENTAL PLACE LID				✓
T-94-09	RIVERSIDE DRIVE BRIDGE		✓		
T-94-10	LAVENTURE ROAD - Blackburn Road to Fowler Street		✓		
T-94-11	LAVENTURE ROAD - Fowler to I-5 (ps&e)		✓		
T-94-12	LAVENTURE ROAD - JACQUELINE PLACE TO COLLEGE WAY				✓
T-94-13	DIVISION ST WIDENING - 30TH ST TO WAUGH ROAD (SOUTHSIDE)				✓
T-94-14	FIR STREET WIDENING - LAVENTURE TO WAUGH ROAD			✓	
T-94-15	ROOSEVELT AVENUE EXTENSION - BNSF TO LEIGH WAY		✓		
T-94-16	COMMERCIAL STREET EXT. - BNRR to Continental Place		✓		
T-94-17	ANNUAL MAINTENANCE - Overlay/Reconstruction		✓		
T-94-18	COMMERCIAL STREET - Market Street to Riverside Drive				✓
T-94-19	BLACKBURN ROAD - CEDAR HILLS DRIVE TO LITTLE MOUNTAIN ROAD			✓	
T-94-20	MARKET STREET EXTENSION				✓
T-94-21	BLACKBURN ROAD - LITTLE MOUNTAIN TO EAGLEMONT			✓	
T-94-22	FRANCIS ROAD LID		✓		
T-94-24	NORTH 30TH STREET - MARTIN ROAD TO FRANCIS ROAD				✓
T-94-25	FREEWAY DRIVE ROAD IMPROVEMENTS				✓
T-94-26	LAVENTURE ROAD - SECTION TO DIVISION				✓
T-94-27	HOAG ROAD RAILROAD CROSSING				✓
T-96-01	18TH STREET SIGNALIZATION				✓
T-97-01	WEST DIVISION (SR 536) PEDESTRIAN ENHANCEMENT				✓
T-97-02	THIRD STREET - Kincaid to Division Street Bridge				✓
T-97-03	LAVENTURE SIDEWALK (Sigmar Lane Area)				✓
T-97-04	COLLEGE WAY TRAFFIC SIGNAL - @ URBAN AVE.				✓
T-97-05	LAVENTURE SIDEWALKS - South of College Way				✓

**City of Mount Vernon CIP 2015 - 2020**

<b>CIP #</b>	<b>Project Name:</b>	<b>Funded</b>	<b>Cancelled</b>	<b>Unfunded</b>	<b>Finished</b>
T-97-06	MAIN STREET		✓		
T-97-07	FREEWAY DRIVE (CAMERON WAY TO COLLEGE WAY)			✓	
T-97-08	CONTINENTAL - Hoag Road south				✓
T-97-09	COLLEGE WAY AND RIVERSIDE DR INTERSECTION IMPROVEMENTS				✓
T-98-01	NORTH 30TH STREET - COLLEGE WAY TO MARTIN				✓
T-98-02	BLACKBURN ROAD AT OLD 99				✓
T-98-03	MULTI-MODAL TRANSPORTATION CENTER				✓
T-98-04	FRANCIS ROAD RECONSTRUCTION				✓
T-99-01	CLEVELAND STREET RECONSTRUCTION				✓
T-99-02	RIVERSIDE DRIVE - HOAG ROAD TO COLLEGE WAY		✓		
T-99-03	SOUTH FIRST STREET				✓
T-99-04	NORTH 18TH STREET OVERLAY				✓
T-99-05	SOUTH 3RD STREET		✓		
T-99-06	DIVISION STREET OVERPASS		✓		
T-99-07	COLLEGE WAY SIDEWALKS				✓
T-99-08	EXTENSION OF NORTH 30TH STREET				✓
T-99-09	LAVENTURE ROAD EXTENSION				✓
T-99-10	COMMERCIAL STREET SIGNAL		✓		
T-99-11	COMMERCIAL STREET EXTENSION PHASE II		✓		
T-99-11A	COMMERCIAL STREET EXTENSION PHASE I				✓
T-99-12	SEPARATED GRADE CROSSINGS				✓
T-99-14	REVTMENT/RIVER ACCESS ENHANCEMENT STUDY				✓
T-99-15	COLLEGE WAY RESURFACING				✓
T-99-16	WEST MOUNT VERNON FLOOD PROTECTION				✓
<b>Transportation - Totals:</b>		<b>6</b>	<b>30</b>	<b>26</b>	<b>60</b>

**City of Mount Vernon CIP 2015 - 2020**

<b>CIP #</b>	<b>Project Name:</b>	<b>Funded</b>	<b>Cancelled</b>	<b>Unfunded</b>	<b>Finished</b>
<b>WasteWater</b>					
S-00-01	WWTP UPGRADE				✓
S-00-02	SEWAGE PUMP STATION STANDBY GENERATORS				✓
S-00-03	WWTP BOUNDARY SECURITY FENCING		✓		
S-00-04	PARK STREET PUMP STATION - EMERGENCY DISCHARGE				✓
S-00-05	SEWER SYSTEM ODOR CONTROL				✓
S-00-06	NORTH HILL SANITARY PUMP STATION				✓
S-00-07	WWTP INFLUENT SCREENINGS WASHER/COMPACTOR		✓		
S-00-08	BELT PRESS DRAIN SYSTEM				✓
S-01-01	WWTP OUTFALL UPGRADE				✓
S-01-02	FIR STREET SEWER UPGRADE BETWEEN ADDISON AND COMANCHE				✓
S-01-03	MULTI-MODAL SEWER SERVICE LATERAL				✓
S-01-04	COMANCHE DRIVE SEWER EXTENSION				✓
S-02-01	BLACKBURN ROAD SEWER EXTENSION				✓
S-02-02	ANDERSON /LAVENTURE ROAD INTERCEPTOR SEWER				✓
S-02-03	CEDARDALE INTERCEPTOR SEWER				✓
S-02-04	WASTEWATER PLANT UPGRADE	✓			
S-02-05	HIGHLAND STREET SEWER IMPROVEMENTS		✓		
S-02-06	NORTH 4TH SEWER IMPROVEMENT				✓
S-02-07	ALLEY SOUTH OF FULTON SEWER IMPROVEMENTS		✓		
S-02-08	NORTH 1ST SEWER IMPROVEMENTS		✓		
S-02-09	SEWER COMPREHENSIVE PLAN SEWER REPAIRS				✓
S-02-11	SECOND STREET SEWER IMPROVEMENTS				✓
S-02-12	SEWER EXTENSIONS TO NON-SEWERED PARCELS	✓			

**City of Mount Vernon CIP 2015 - 2020**

<b>CIP #</b>	<b>Project Name:</b>	<b>Funded</b>	<b>Cancelled</b>	<b>Unfunded</b>	<b>Finished</b>
S-02-13	COLLEGE WAY PUMP STATION RELOCATION				✓
S-02-14	3RD STREET AND DIVISION SEWER IMPROVEMENTS				✓
S-02-15	SEWER REPAIR AND REPLACEMENT		✓		
S-04-01	HIGHWAY 99 SEWER EXTENSION				✓
S-04-02	HICKOX ROAD				✓
S-04-03	NORTH HILL SEWER MAIN				✓
S-04-04	FRANCIS ROAD SEWER		✓		
S-04-05	WASTEWATER UTILITY - COLLECTION MAINTENANCE FACILITY IMPROVEME				✓
S-05-01	FULTON STREET SEWER IMPROVEMENTS		✓		
S-05-02	INFLUENT PUMP UPGRADE				✓
S-05-03	PH CONTROL SYSTEM		✓		
S-05-04	WWTP CHEMICAL STORAGE				✓
S-06-01	COMBINED SEWER SYSTEM IMPROVEMENTS	✓			
S-06-02	GUNN ROAD SEWER EXTENSION				✓
S-06-03	HOLLYDALE ACRES LN SEWER EXTENSION				✓
S-07-01	COMPREHENSIVE SEWER PLAN UPDATE	✓			
S-07-02	INFLUENT BUILDING SCREENING IMPROVEMENTS				✓
S-07-03	BLOWER VARIABLE FREQUENCY DRIVE UPGRADE		✓		
S-07-04	SEWER RESTORATION PROGRAM	✓			
S-08-01	SODIUM HYPOCHLORITE FEED SYSTEM		✓		
S-08-02	AUTOMATED POLYMER FEED AND MAKEUP SYSTEM				✓
S-08-03	THICKENED WASTE ACTIVATED SLUDGE PUMP REPLACEMENT				✓
S-09-01	MARTIN ROAD PUMP STATION GENERATOR				✓
S-09-02	BELT PRESS MODIFICATIONS		✓		
S-10-01	COLLEGE WAY SANITARY PUMP STATION UPGRADE	✓			

**City of Mount Vernon CIP 2015 - 2020**

<b>CIP #</b>	<b>Project Name:</b>	<b>Funded</b>	<b>Cancelled</b>	<b>Unfunded</b>	<b>Finished</b>
S-10-02	HIGH EFFICIENCY BLOWER UPGRADE	✓			
S-10-03	ASPHALT SEAL COATING AND REPAIR	✓			
S-11-01	SHORT CIRCUIT REMEDIATION PROJECT		✓		
S-11-02	BIOSOLIDS SCREW OR ROTARY PRESS PURCHASE	✓			
S-11-03	PRIMARY CLARIFIER WEIR WASHERS		✓		
S-11-04	WWTP BACKFLOW PREVENTION DEVICE UPGRADE		✓		
S-12-01	DIGESTER MIXING	✓			
S-12-02	EFFLUENT PUMP UPGRADE				✓
S-12-03	INFLUENT, DIGESTER, SHOP - ROOF REPLACEMENT				✓
S-12-04	SUPERNATANT TANK	✓			
S-12-05	ALDER LANE GENERATOR	✓			
S-13-01	UV BUILDING PARTIAL ENCLOSURE				✓
S-13-02	BIOFILTER BED MEDIA REPLACEMENT	✓			
S-13-03	FIBER CONDUIT TO DIVISION STREET PUMP STATION				✓
S-14-01	SEWER COLLECTION SYSTEM EXPANSION			✓	
S-94-01	KULSHAN INTERCEPTOR/ Bike Trail West of 26th Street				✓
S-94-03	CENTRAL COMBINED SEWER OVERFLOW INTERCEPTOR				✓
S-94-04	COLLEGE WAY FORCE MAIN - EAST OF 26TH STREET				✓
S-94-05	LAVENTURE ROAD TRUNK SEWER - South of Kulshan		✓		
S-94-06	PARK STREET PUMP STATION IMPROVEMENTS		✓		
S-94-08	I-5 SEWER CROSSING REPAIR				✓
S-94-09	WWTP PROCESS DECHLORINATION				✓
S-94-10	COLLEGE WAY TRUNK SEWER UPGRADE				✓
S-97-01	EAST COLLEGE WAY INTERCEPTOR				✓
S-97-02	FLOW MONITORING MANHOLES		✓		



**City of Mount Vernon CIP 2015 - 2020**

<b>CIP #</b>	<b>Project Name:</b>	<b>Funded</b>	<b>Cancelled</b>	<b>Unfunded</b>	<b>Finished</b>
S-97-04	WWTP PRIMARY CLARIFIER BY-PASS UPGRADE				✓
S-97-05	WWTP DISINFECTION SYSTEM UPGRADE		✓		
S-97-06	WWPT PIPE RESTRICTION REPAIR				✓
S-97-07	WASTE ACTIVATED SLUDGE EQUALIZATION TANK		✓		
S-97-08	AERATION BASIN MODIFICATION		✓		
S-97-09	BELT FILTER PRESS ACQUISITION				✓
S-97-10	BIOSOLIDS STORAGE FACILITY ROOF				✓
S-97-11	SOUTH SRVC-OLD HW 99 SEWER REPAIR		✓		
S-97-12	SOUTH SRVC-HW 99/CEDARDALE RD				✓
S-97-13	SOUTH SRVC-MADDOX CREEK TRUNK		✓		
S-97-14	SOUTH SRVC-ANDERSON ROAD EAST		✓		
S-97-15	SOUTH SRVC-BLODGETT RD EAST		✓		
S-97-16	SOUTH SRVC-HICKOX ROAD		✓		
S-97-24	PORTABLE PUMP STATION GENERATOR				✓
S-97-25	COMMERCIAL STREET SEWER CONSTRUCTION				✓
S-97-26	WWTP LAND ACQUISITION				✓
S-97-27	WWTP SELECTOR CELL		✓		
S-97-28	KULSHAN CREEK SEWER REPAIR		✓		
S-97-29	BAKER STREET SEWER REPAIR		✓		
S-97-30	BRICK HILL OVERFLOW STRUCTURE		✓		
S-97-31	N. FIRST STREET BETWEEN LAWRENCE TO HIGHLAND SEWER REPAIR		✓		
S-97-33	NORTH 8TH STREET		✓		
S-97-34	9TH & MONTGOMERY ST SEWER REPAIR		✓		
S-97-35	WEST MOUNT VERNON SEWER EXTENSION		✓		
S-97-36	WWTP C3 WATER IMPROVEMENT				✓

**City of Mount Vernon CIP 2015 - 2020**

<b>CIP #</b>	<b>Project Name:</b>	<b>Funded</b>	<b>Cancelled</b>	<b>Unfunded</b>	<b>Finished</b>
S-97-37	3RD STREET SEWER REPAIR				✓
S-97-38	CONTINENTAL PLACE SEWER CONSTRUCTION		✓		
S-98-01	3RD STREET SEWER REPAIR				✓
S-99-01	WASTEWATER UTILITY LAND ACQUISITIONS	✓			
S-99-02	PRIMARY CLARIFIER PROJECT		✓		
S-99-03	SECONDARY CLARIFIER		✓		
S-99-04	OPERATIONS BLDG/EQUIPMENT STORAGE EXPANSION		✓		
S-99-05	ANAEROBIC DIGESTER PROJECT		✓		
S-99-07	STH 3RD STREET SEWER REHABILITATION		✓		
S-99-08	CLEVELAND STREET SEWER REHABILITATION				✓
S-99-10	CONTINENTAL SEWER				✓
S-99-11	NORTH 30TH SEWER EXTENSION				✓
S-99-12	WASTEWATER EFFLUENT DIFFUSER		✓		
<b>WasteWater - Totals:</b>		<b>14</b>	<b>41</b>	<b>1</b>	<b>55</b>
<b>Grand Total:</b>		<b>36</b>	<b>105</b>	<b>69</b>	<b>221</b>

